



Guaranteed Maximum Price Proposal

For



- **Wilco Headquarters**
- **Consolidated Bid Package GMP #1, 2, 2A & 3**
- **Project Number P577**
- **January 30th, 2025**



**Guaranteed Maximum Price Proposal
Wilco HQ**

**Consolidated Bid Package
GMP #1, 2, 2A & 3
For**



January 30th, 2025

TABLE OF CONTENTS

Tab 1:	Exhibit A – GMP Proposal	Pg.1-3
Tab 2:	Executive Project Summary	Pg.4-8
Tab 3:	Project Team	Pg.9-26
Tab 4:	List of Documents	Pg.27-51
Tab 5:	Qualifications and Value Engineering	Pg.52-181
Tab 6:	GMP Proposal Cost Breakdown	Pg.182-251
Tab 7:	Master Project Schedule (Summary Level)	Pg.251-261

Exhibit A – GMP Proposal

GUARANTEED MAXIMUM PRICE PROPOSAL FOR CONSOLIDATING GMP BID PACKAGES

PROJECT: Williamson County Headquarters (“Project”)

Chasco Constructors, Ltd. L.L.P (“CMAR”) hereby submits to **Williamson County, Texas** (“County”) for the use and benefit County pursuant to the provisions of the **Contract for Construction Manager at-Risk Project Delivery** dated **12/14/2022** (“Contract”), a Guaranteed Maximum Price proposal for Consolidating Project GMP Bid Packages (“Consolidating GMP Proposal”) for purposes of consolidating and combining **GMP Bid Package 01 – Early Site Release**, **GMP Bid Package 02 – Piers**, **GMP Bid Package 2A – Structural**, and **GMP Bid Package 3 – Building** which were previously executed by CMAR and County in relation to the construction of the **Williamson County Headquarters** (“Project”), based on the Contract Documents (as defined by the Contract) developed for the Project.

WHEREAS, due to constant changing manufacturer lead times, supply chain issues, and a need to expedite the commencement of construction services, CMAR and County agreed to separately phase out various scopes of the construction services of the Project and execute separate Guaranteed Maximum Price Proposals for separate phases of construction services so that such phases of construction could be commenced and completed on separate Substantial Completion dates, as set out in each separate Guaranteed Maximum Price Proposal; and

WHEREAS, CMAR and County agreed that the remainder scope of construction services for the entire Project following execution of each separate Guaranteed Maximum Price Proposal would not constitute changes in the Work that would require adjustment under **Sections 5.1.2** or **5.1.3** of the Contract to increase CMAR's Fee percentage that is set forth under **Section 5.1.1** of the Contract;

WHEREAS, CMAR and County executed **GMP Bid Package 01 – Early Site Release** dated effective **3/26/2024** (“GMP 01”), being incorporated herein by reference;

WHEREAS, CMAR and County executed **GMP Bid Package 02 – Piers** dated effective **5/9/2024** (“GMP 02”), being incorporated herein by reference;

WHEREAS, CMAR and County executed **GMP Bid Package 2A – Structural** dated effective **7/24/2024** (“GMP 2A”), being incorporated herein by reference;

WHEREAS, CMAR and County executed **GMP Bid Package 3 – Building** dated effective August 6, 2024 (“GMP 3”), being incorporated herein by reference;

WHEREAS, CMAR and County hereby wish to consolidate and combine **GMP 01**, **GMP 02**, **GMP 2A**, and **GMP 3** into one Guaranteed Maximum Price Proposal, being referenced herein as the Consolidating GMP Proposal, and provide for a total Cost of the Work, total CMAR's Fee, total GMP, Contract Time, Liquidated Damages and Owner's Contingency amounts for the entire Project; and

NOW, THEREFORE, for and in consideration of the mutual covenants and agreements contained herein, and for other good and valuable consideration, the receipt and sufficiency of which is

hereby acknowledged, CMAR hereby submits to County for the use and benefit County pursuant to the provisions of the Contract, this Consolidating GMP Proposal for the Project, based on the Contract Documents (as defined by the Contract) developed for the Project, as follows:

1. Cost of the Work.

A not-to-exceed amount for the Cost of the Work for the Project pursuant to the Contract:

Seventy-Two Million, Nine Hundred Thirty-Five Thousand, Seven Hundred Forty Dollars (\$ 72,935,740)

2. CMAR's Fee.

A fixed sum fee for CMAR's Fee for the Project pursuant to the Contract:

Six Million, Five Hundred Five Thousand, Eight Hundred Sixty-Eight Dollars (\$ 6,505,868)

3. Total GMP.

The total sum of the above **Items 1 through 2**, as set forth below, is the GMP which the CMAR hereby guarantees to County for constructing the Project complete, in place, and operational in accordance with the Contract Documents (All attached breakdowns shall total this GMP amount).

Seventy-Nine Million, Four Hundred Forty-One Thousand, Six Hundred Eight Dollars (\$ 79,441,608)

CMAR hereby guarantees to County not to exceed the GMP amount, subject to additions or deductions as provided in the Contract Documents. Except for additions or deductions as provided in the Contract Documents, costs which would cause the GMP to be exceeded shall be paid by CMAR without reimbursement by County.

4. Contract Time.

The date for achieving Substantial Completion of the Project shall be on or before **December 9, 2025**, with Final Completion being achieved on or before **January 15, 2026**.

Withdrawal of GMP Proposal.

This GMP Proposal may not be withdrawn for a period of **ninety (90) calendar days** from the date of receipt by County.

5. Liquidated Damages.

CMAR further agrees to pay, as Liquidated Damages, to County the sum of **Seven Hundred Fifty Dollars (\$ 750) per calendar day** for failure to complete the work of the Project within the Contract Time in accordance with the Contract.

6. Owner's Contingency.

A not-to-exceed amount for the Owner's Contingency stated herein for reference:

One Million, Five Hundred Thousand Dollars (\$ 1,500,000)

All terms and conditions of the Contract are hereby adopted and incorporated into this Consolidating GMP Proposal. Any exceptions to, or modifications of, the terms and conditions of the Contract shall not be effective unless they are expressly stated and conspicuously identified in this Consolidating GMP Proposal and are specifically accepted and approved by County.

Otherwise, proposed revisions or modifications to the language, terms, or conditions of the Contract will not be accepted.

BY SIGNING BELOW, CMAR and County have executed and bound themselves to this Consolidating GMP Proposal for the Project.

CMAR:

Chasco Constructors Ltd, L.L.P.
Acting by and through its General Partner,
Chasco Contracting GP, LLC

By: Charles J. Glace, Jr.
Signature

Charles J. Glace, Jr.
Printed Name

President
Title

Date Signed: January 30, 2025

COUNTY:

Williamson County, Texas

By: _____
Signature

Printed Name

Title

Date Signed: _____

Executive Project Summary



Description

TAB 2 - Executive Project Summary

Project Summary

The project consists of a new 120,224 sf 3-story Class A headquarters facility which will consolidate county administrative and business operations in a single modern facility that will support county governance for the foreseeable future. The Structure will have a cast in place concrete foundation and structural steel with a glass curtain wall and masonry exterior for floors one, two and three, a PVC roof, state of the art MEP and Special Systems, high level interior finishes and all associated site work and utilities. The project will be located in Georgetown, Texas.

General Requirements (Common to all Bid Packages)

- **Supervision and Administration**
 - Project supervision includes Project Superintendents with Project Management, Safety Coordinator, Estimating, and Administrative Assistants as necessary to complete the project as scheduled.
- **Temporary Facilities**
 - Project field office
 - Project storage containers as required
 - Project office supplies
 - Project office equipment as required
 - Project sign and safety signs
 - Temporary toilets
 - Site fencing and gates
 - Barricades and guard rails as required
- **Project Services**
 - Field engineering and layout
 - General cleanup and haul away trash
 - Final cleaning
 - After hours or weekend job site security are not included in our price
- **Personnel Hoisting**
 - Material and Personnel hoist as required
- **Temporary Utilities**
 - Field telephone service
 - Price includes electrical power consumption and temporary lighting required for construction up until permanent power is hooked up and operational. Once permanent power is connected, all subsequent electrical service costs shall be the responsibility of the Owner.
- **Equipment**
 - Transportation for supervisory personnel (rental of company owned vehicles)
 - Expendable tools
 - Small equipment rental

Permits, Bonds and Insurance

- The cost of all site and building permits are excluded
- Mechanical, Electrical & Plumbing trade permits are included
- Plan review Fees are excluded
- Price Excludes Utility Connection Fees, Recovery Fees, City Improvement & Aid Fees, Impact Fees and Assessment Fees
- General Liability, Auto, Worker Compensation, and Builders Risk Insurance are included
- The price includes the cost of performance and payment bonds

Project Schedule, Weather, and Work Hours

- Schedule
 - The Project Schedule will include pre-construction and construction activities and when fully developed will serve as the basis for the time required to complete the project
- Work Hours
 - Normal working days are Monday through Friday, excluding holidays. Work may take place at night or on weekends as coordinated with the Owner.

Environmental

- We have assumed that all environmental investigations and permits will be accomplished and paid for by the Owner if required
- The handling or abatement of hazardous materials are not included in this estimate



Description

Building Inspections

- Inspections will be provided as required by local jurisdiction

Layout & Engineering

- Layout and engineering as required

Materials Testing

- Materials Testing is by Owner

Clarifications, Assumptions and Qualifications

- Design Services
- Architectural and Engineering design services are excluded
- Geotechnical Engineering and soils analysis reports are excluded

General Project Description - Bid Package No. 1

The Wilco HQ project at 1848 Texas Trail is an extensive planned site preparation venture, laying the groundwork for the construction of a 3-story, 120,000 square foot building. This extensive project involves the installation of underground utilities such as water, stormwater, wastewater systems, and a fire line loop encircling the building. Construction of a filtration pond designed to manage stormwater runoff from the parking areas. French drains will be installed in an effort to mitigate groundwater intrusion in the parking area and the building's foundation. The project also encompasses the development of a new parking area, featuring a lime-stabilized subgrade topped with curb, gutter, and an initial 1.5-inch layer of asphalt. This is not only designed to support construction equipment but also provides essential fire access during the site's development phase.

Site Prep & Clearing - 31-1100	100.00%
Site Concrete - 03-5100	48.69%
Site Work - 31-1000	96.52%
Erosion Control - 31-2500	50.38%
Paving - 32-1217	76.55%
Landscaping - 32-9300	100.00%
Dry Utility - 33-0100	100.00%
Water - 33-1100	97.28%
Wastewater - 33-3100	100.00%
Wet Pond - 33-4700	100.00%
Storm Sewer - 33-4000	100.00%
Work yet to procured - 51-8920	0.00%
GC Fee 8.92% - 01-4123	76.91%

Exclusions - Bid Package No. 1

- The following items are not included in our Cost Estimate:
 - Architectural or Engineering Fees
 - Materials testing cost
 - Permit fees
 - Impact fees of any kind
 - Grout Filling Of Existing Utility Lines To Be Abandoned Is Excluded
 - Cement Stabilized Subgrade Is Excluded
 - Railroad Insurance And Crossings Are Excluded
 - Brick Pavers, Subbase And Hardscape Is Excluded
 - All Site Electrical Is Excluded Except For Ductbank For Electrical And Telecom Listed Above
 - Utility connection fees of any kind
 - Assessment Fees to be paid by Owner
 - Hazardous material assessment, removal, or abatement
 - Engineer stamped steel shop drawings
 - Landscape maintenance
- The following items are to be provided and installed by the Owner
 - Furnish of Security Cameras and Head-end Equipment
 - Furnish of Wireless Access Points & Equipment
 - Seating and Tables unless noted otherwise above
 - All non-fixed furnishings unless noted otherwise above
 - Any Owner's Betterment Allowance
 - Any items noted in this scope narrative as "not included" or "not included in price"



Description

General Project Description - Bid Package No. 2

The scope of working includes building concrete work and the supply of HVAC and electrical components. The concrete scope includes the installation of drilled piers, a 3" mud slab, grade beam walls with waterproofing, concrete columns in the crawl space, 10" chiller pad slab, Slab on void form & beams at exterior stoops. The HVAC scope consists of supplying three chillers manufactured by Daikin, as per the basis of design. The electrical scope involves supplying a switchboard package with quick ship and adding temporary electrical to the site.

Contribution in Aid to Construction (Georgetown Utilities) - 33-7100	100.00%
Building Concrete - 03-5300	91.20%
HVAC - 23-3000	97.53%
Electrical - 26-1000	89.88%
Layout Engineering, CAD & Drone Coordination - 51-7100	87.50%
Work yet to be procured - 51-8920	0.00%
GC Fee 8.92% - 01-4123	85.42%

Exclusions - Bid Package No. 2

- The following items are not included in our Cost Estimate:
 - Any Addendums other than #1 and #2
 - Architectural or Engineering Fees
 - Materials testing cost
 - Permit fees
 - Impact fees of any kind
 - Gas Line Demolition (Currently in Progress by Atmos)
 - Utility connection fees of any kind
 - Assessment Fees to be paid by Owner
 - Hazardous material assessment, removal, or abatement
 - Engineer stamped steel shop drawings
 - Landscape maintenance
- The following items are to be provided and installed by the Owner
 - Any Owner's Betterment Allowance
 - Any items noted in this scope narrative as "not included" or "not included in price"
 - Tunnel Headwall Structure, French Drain, Underslab Drainage, Elevator Pit Walls, Elevator Sump Pump, Light Pole Bases, MEP Pads At Chiller Yard, Concrete Stairs, Topping Slabs
 - Mud Slab Bid Per Addendum 1 Call Outs, Not Per Scope Package.
 - Concrete Allowance Not Provided. Note 13 On S011 Is Not Complete.

General Project Description - Bid Package No. 2A

The scope of working includes release for Structural Steel Shop Drawings only

Structural Steel (Shop Drawings Only) - 05-1223	100.00%
GC Fee 8.92% - 01-4123	100.00%

Exclusions - Bid Package No. 2A

- The following items are not included in our Cost Estimate:
 - Any Addendums other than #1 #2 & #3 #4
 - Architectural or Engineering Fees
 - MEP Commissioning
 - Materials testing cost
 - Permit fees
 - Impact fees of any kind
 - Gas Line Demolition
 - Utility connection fees of any kind
 - Assessment Fees to be paid by Owner
 - Hazardous material assessment, removal, or abatement
 - Engineer stamped steel shop drawings
 - Landscape maintenance
- The following items are to be provided and installed by the Owner
 - Any Owner's Betterment Allowance
 - Any items noted in this scope narrative as "not included" or "not included in price"



Description

General Project Description - Bid Package No. 3

The project consists of a new 120,224 sf 3-story Class A headquarters facility which will consolidate county administrative and business operations in a single modern facility that will support county governance for the foreseeable future. The Structure will have a cast in place concrete foundation and structural steel with a glass curtain wall and masonry exterior for floors one, two and three, a PVC roof, state of the art MEP and Special Systems, high level interior finishes and all associated site work and utilities. The project will be located in Georgetown, Texas. Bid Package No.3 includes all project scopes required to construct the entire Project that are not otherwise included in Bid Packages 1, 2, and 2A.

Jobsite Equipment - 01-5430	0.00%
Mechanical Screen Fence - 02-0440	17.32%
Miscellaneous - 03-0300	48.47%
Site Concrete - 03-5100	34.60%
Building Concrete - 03-5300	23.33%
Masonry - 04-0200	4.07%
Structural Steel - 05-0000	90.69%
Rough Carpentry - 06-0100	0.00%
Finish Carpentry & Cabinets - 06-2200	0.00%
Deck Pavers - 07-0270	0.00%
Waterproof, Caulking and Flashing - 07-1000	0.00%
Spray Foam Insulation - 07-2129	0.00%
Metal Wall Panels and Soffits - 07-4213	2.05%
Roofing - 07-5400	7.43%
Applied Fire Protection (Fireproofing) - 07-8100	0.00%
Firestopping - 07-8400	0.00%
Doors, Frames and Hardware - 08-0100	0.00%
Glass & Glazing & Storefronts - 08-0400	2.25%
Glass & SS Rails - 08-0550	5.61%
OH Doors & Grilles - 08-3323	0.00%
Sealed Concrete - 09-0650	0.00%
Drywall - 09-2000	0.00%
Ceramic & Stone - 09-3000	0.00%
Terrazzo Flooring - 09-5100	0.00%
Resilient Flooring and Carpet - 09-5200	0.00%
Epoxy Flooring - 09-6723	0.00%
Paint and Wallcovering - 09-9100	0.00%
Fire Extinguishers & Cabinets - 10-0950	0.00%
Misc Office Equipment - 10-1133	0.00%
Toilet Room Partitions & Accessories - 10-2113	6.27%
Demountable Partitions - 10-2219	0.00%
Curtain & Curtain Track - 10-2123	0.00%
Wall Protection - 10-2600	0.00%
Signage - 10-4200	0.00%
Postal Specialties - 10-5500	0.00%
Flagpoles - 10-7500	0.00%
Residential Appliances - 11-3100	0.00%
Window Coverings - 12-0504	0.00%
Conveying Systems - 14-2100	45.45%
Pneumatic Tube System - 14-9200	0.00%
Fire Protection - 21-1300	0.00%



Percent Complete

Description	Percent Complete
Plumbing - 22-1300	10.71%
HVAC - 23-3000	5.15%
Electrical - 26-1000	11.53%
Structured Cabling System - 27-1300	0.00%
Integrated Audio / Visual Systems - 27-4116	0.00%
ERCES & DAS System - 28-0537	0.00%
Access Control System - 28-1300	0.00%
Security & Intrusion Detection System - 28-1600	0.00%
Fire Alarm - 28-3100	5.00%
Site Work - 31-1000	68.53%
Erosion Control - 31-2500	0.00%
Paving - 32-1217	51.53%
Landscape, Irrigation, Hardscape - 32-9300	0.00%
Water - 33-1100	88.36%
Storm Sewer - 33-4000	100.00%
Active Vehicle Barrier - 34-7113	0.00%
Layout Engineering, CAD & Drone & BIM Coordination - 51-7100	78.33%
Work yet to be procured 4% - 51-8920	0.00%
Work yet to be designed 3.5% - 51-8920	0.00%
GC Fee 8.92% - 01-4123	12.73%

Exclusions - Bid Package No. 3

- The following items are not included in our Cost Estimate:
- Any Addendums other than #1 #2 & #3 #4
- Architectural or Engineering Fees
- MEP Commissioning
- Materials testing cost
- Permit fees
- Impact fees of any kind
- Gas Line Demolition
- Water Fountain
- Utility connection fees of any kind
- Assessment Fees to be paid by Owner
- Hazardous material assessment, removal, or abatement
- Landscape maintenance
- Provide and Install Security Cameras - By County - GC to provide conduit and cabling only
- Any Owner's Betterment Allowance
- Any items noted in this scope narrative as "not included", "not included in price" or "exclusions"
- Bituminous coating on Masonry
- EV Charging Stations - Only future conduit is included per electrical site plan
- Preformed Joint Seals
- Any items not captured in the proposals provided for Structured Cabling, Integrated Audio Visual Systems, ERCES & DAS System, Access Control System, Intrusion Detection System
- Additional costs beyond what has been included for the ERCES & DAS system. A survey is required after the building is erected to accurately price the system

Remaining Work to be Procured (Consolidated)

The Bid Package #3 - includes Remaining Work to be Procured in the amount of \$2,681,697 for Scope of work items to be determined. The remaining work to be procured is reserved exclusively for the Contractor to cover items such as scope gaps, documented overages in quantities, and other reimbursable costs not included in a Change Order. The Contractor's Remaining Work to be Procured shall not be used for Owner improvements, changes in scope, systems, kinds and quality of materials, finishes, or equipment. Any required changes by the Owner, Design or Engineering team shall be incorporated by Change Order. Any unused portion of the Remaining Work to be Procured will be returned to the Owner.

Remaining Work to be Designed (Consolidated)

The Bid Package #3 - includes Remaining work to be Designed in the amount of \$2,070,960 for Scope of work items to be determined. The remaining work to be designed is reserved exclusively for the Design & Engineering teams. This will cover items that are either yet to be designed or will need redesigning. Any unused portion will be returned to the Owner.

Schedule

Notice to Proceed for the project was on April 3rd, 2024. Substantial Completion of this Consolidated Bid Package is expected by December 9th, 2025 and Final Completion January 15th, 2026.

Project Team

TAB 3 – Project Team

Chasco's project team is as follows:

- Bill Bambrick – Vice President, Sr. Project Manager – Primary Management Contact
Office: 512-244-0600 x 122
Cell: 512-848-3327
Email: bill@chasco.com
- Bill Paetznick – Sr. Project Manager
Office: 512-244-0600
Cell: 512-948-1830
Email: bill.p@chasco.com
- Mark Lee – Project Superintendent
Office: N/A
Cell: 512-992-5863
Email: mark.lee@chasco.com
- Scott Badgett – Vice President, Pre-Construction Manager/Estimating Support
Office: 512-244-0600 x 111
Cell: 512-844-6395
Email: scott@chasco.com
- Rick Risener – Chief Civil Estimator/Estimating Support
Office: 512-244-0600 x 134
Cell: 512-848-3342
Email: rick@chasco.com
- Jonathan Escalante – Safety Director
Office: 512-244-0600 x 135
Cell: 512-848-3636
Email: jonathan@chasco.com
- Chuck Glace – President/Executive Support
Office: 512-244-0600 x 118
Cell: 512-848-3315
Email: chuck@chasco.com
- Charles King – Vice President/CFO/Executive Support
Office: 512-244-0600 x 132
Cell: 512-431-6343
Email: charlesk@chasco.com
- Cathy Miles, CPA – Controller/Accounting Support
Office: 512-244-0600 x 114
Email: Cathy.miles@chasco.com



Wilco Headquarters Project

Project Design Team
GarzaEMC, LLC. – Engineer
MarmonMok - Architect

Construction Manager
Chasco Constructors
Round Rock, TX

Executive Support
Chuck Glace, President
Charles King, Vice President & CFO
Cathy Miles, CPA Controller

Pre-Construction Team

Manager of Pre-Construction Services
Building Estimator
Scott Badgett
Civil Estimator
Rick Risener

- Estimates
- Budget
- Schedule
- Value Management
- Staging / Logistics
- Identify / Purchase Long-lead Items
- Pre-qualify Subcontractors
- Evaluate Constructability Issues

Construction Team

Project Manager
Bill Bambrick
Bill Paetznick
Project Superintendent
Mark Lee
Safety Director
Jonathan Escalante

Subcontractors / Suppliers

- Site Management
- Schedule
- Cost Control
- Safety
- Punch List



RESUMÉ



Bill Bambrick

VP & Senior Project Manager

Education

Drake University 1976

University of Houston 1977

Austin Community College 1987

Work History and Background

Bill has over 45 years in the construction industry spending the last 34 years with Chasco Constructors. As Vice President and Senior Project Manager Bill has extensive experience in all areas of construction including commercial and industrial buildings, Class A office, site work, utilities, bridges, roads & heavy/highway and airport work. He is very experienced with alternative delivery methods including CMR and Design/Build.

Project Experience

- The Wilco Annex is a two story 60,000 SF office building for Williamson County, TX. The building is situated on a sloping site of very fat clay, so the slab was constructed as a structural pan slab with drilled piers with a perimeter grade beam to provide a voided crawl space. The two-story building is structural steel, the second floor is concrete on metal decking. The exterior of the building is finished with several different types of materials. There are two machine room-less elevators. The JP courtroom includes the judge's bench, jury seating, court reporter and witness stand along with full gallery seating. Included in the building are many areas that required high security with a wide assortment of protection, identification, surveillance and detection devices to ensure the safety of County employees and visitors. Chasco self-performed all site work, utilities and concrete work and the project was completed on schedule and under budget.



- Celebration Church is a new 90,000 SF church recently constructed in Georgetown, TX. The facility has large childcare wing of 60,000 SF. The remaining 30,000 SF of the building includes the narthex (entry/ vestibule) and sanctuary. The narthex includes a bookstore and the "Blend", a "bistro style" coffee service area that also serves premade snack items. The sanctuary accommodates seating for over 2,600 guests and incorporates a state-of-the-art audio/visual system. The project had a 13-month schedule, but was completed early, in 12 months, despite having over 40 rain days.



- Lexus of Lakeway, Austin, TX - The Lexus of Lakeway project was an extremely high-end car dealership built in Lakeway, Texas. This is the first car dealership allowed to be built within the City of Lakeway. The \$21 million project consisted of a three-level main building of 86,000 SF, an 11,000 SF carwash/make ready building and all the associated site work.



RESUMÉ (continued)

Bill Bambrick, VP & Senior Project Manager

- Chasco Family YMCA, Round Rock: 18,160 sf masonry and structural steel facility including an eight-lane junior Olympic indoor pool, therapy pool, hot tub, lazy river, vortex pool, water slide, splash pad, sauna, locker rooms with showers, family changing rooms and a 2,800-sf operable skylight. The project included demolition of a portion of the existing building while the remaining facility was operational.



- Georgetown Recreation Center, Georgetown, TX: 67,952 SF of new construction and renovation to the existing occupied and fully operational Rec. Center. Scope of work included a gymnasium, multi-purpose & meeting rooms, elevated track, indoor & outdoor pools with water features, restroom & shower facilities, site utilities, detention pond and concrete construction. CM-at-Risk delivery.




- Round Rock YMCA Gymnasium, Round Rock, TX: A 7,437 sf masonry and structural steel facility including full court and half court basketball goals, volleyball court and elevator. Total estimated project cost is \$1.2 Million. CM-at-Risk delivery.



- Twin Lakes YMCA, Cedar Park: A 36,400 sf tilt wall and structural steel facility including a gymnasium, work out facilities, locker rooms with showers, daycare, administrative offices and meeting rooms. The project also included an outdoor "fun pool" with many water features and a pool house. Parking facilities for the YMCA were simultaneously constructed under a separate contract with Williamson County. Combined project cost was \$5.3 Million. CM-at-Risk delivery.



- Hutto Family YMCA, Hutto, Texas: Chasco Constructors was the Construction Manager for the construction of the 30,000 sf Hutto Family YMCA facility in Hutto, Texas. The project consists of a natatorium, locker rooms, work out and aerobics areas as well as offices. Chasco provided a complete pre-construction program for this project to assist the YMCA and the City of Hutto with budgeting and constructability management in order to maximize the City's budget while allowing the project to achieve all of the original programming goals for both the City and the YMCA.



References

Mr. Jeff Andresen, CEO
YMCA of Greater Williamson County
512-801-7736

Ms. Susan McFarland, AIA
Susan McFarland, Architect
512-288-3001

Ms. Barbara Garrett
Garrett Consulting Services
615-394-4977

Tony Prete, PE
Waeltz & Prete, Inc.
512-505-8953

RESUMÉ



Bill Paetznick

Senior Project Manager

Education

BYU - Business

Work History and Background

Bill has over 30 years in the construction industry and has served in multiple roles throughout his career including Sr. Vice President for a National General Contractor, President of a local Development and Contracting firm and multiple management positions within the construction industry. Bill has extensive experience in commercial construction in the Retail, Class A office, Specialty Restaurant, and Industrial Sectors. He spent 10 years with a National Shopping Mall developer managing large mall renovations and new construction projects across the US.

Highlight Project Experience

Wolf Crossing - Georgetown Texas - a 250,000sf retail center on Interstate 35 at University Avenue that includes restaurants, medical facilities, neighborhood services, a hotel, and a grocery store. This was a large multi building Tiltwall project spread across 31 acres anchored by several national tenants. This project was delivered on time in spite of an unseasonable amount of rain that caused multiple delays with the tiltwall erection. Utilities were complex due to the large overall site conditions, spacing of the buildings and location of existing utility tie ins. Extensive landscaping encompassed the entire site upon completion.



Cubsmart Storage - Parmer Lane Austin Texas - the 110,505-square-foot building houses all climate-controlled units along with retail and office space for operations. The five-story property is outfitted with 1,152 storage units. Due to being 5 story, intumescent fireproofing was required on all vertical and horizontal structural steel. Project was delivered on time and within budget despite the City of Austin jurisdictional challenges and extremely challenging utility work performed in the right of way. Detention pond was built on site and required to be semi functional prior to the start of construction.



Mission Viejo Mall – Mission Viejo California – Managed the 150 million dollar construction renovations of this super regional shopping mall which features over 1 million sf of retail space. Renovations included relocation and expansion of various major anchor tenants, a completely relocated food court anchored by The Cheesecake Factory and an extensive parking garage expansion. This project also featured major lighting and visual improvements to brighten up the interior of the mall. The renovation required additional chiller units as well as major mechanical and electrical system upgrades throughout the facility.



RESUMÉ (continued)

Bill Paetznick, Senior Project Manager

Cube Smart Sacsche, Texas – This 135,00 sf 3 story building was constructed on just 2 acres. This site was bounded by a wet weather pond that resulted in extremely high PVR soil conditions. The entire site including the building pad was lime stabilized to minimize the expansion of the soil. Despite the engineered design, the building still experienced substantial vertical movement in the building and parking area. Stormwater was sheet drained and diverted to a common area detention and filtration pond. Utility connection points were extremely long runs and ground water was encountered throughout the trenching for the utilities.



Central Texas Harley Davidson I35 Round Rock Texas – This dealership relocated from a small facility in Austin and transitioned into this 6-acre site featuring a 45,000sf Tiltwall building that included a 15,000sf State of the Art Service Dept and 27,000sf of showroom and retail space. The building also featured 3,000sf of mezzanine offices. The site also featured large outside exterior entertainment spaces for hosting various activities. This project was designed by a Wisconsin based Architect which proved to be difficult in the understanding of the Texas climate.



Truluck's – The Woodlands - This 25,000sf Tenant Improvement transformed a completely cold dark shell into a high-end fine dining restaurant with custom black walnut millwork and level 5 finishes throughout. Custom underlit Onyx bar tops and curved millwork were the first of its kind and we developed several construction methods for use in future locations. The site was incredibly challenging due to the limited space and close proximity of Lake Woodlands which required the use of helicopters to hoist the Mechanical systems on the roof.



Hat Creek Burgers - Georgetown, Texas – This unique one off, non prototypical store was one of the first locations for this new chain that expanded rapidly in the Austin Area. Located right off the San Gabriel River Greenbelt, the 3,400sf building features a large outdoor space and a spacious play area. The historic site was unique due to being close to a former Indian site filled with arrow heads and historical items. Upon excavation, an abandoned swimming pool was discovered that was unreported on the surveys. Careful planning and construction of uniquely linked filtration ponds were built in the parking lot islands which treated the runoff prior to entry to the San Gabriel River.



References

Ryan Hansanawat
Mode Design & Architecture
512-733-1150

Jayson Riche, PE
GTX Engineering
254-279-3423

Morgan McLaughlin
Novak Commercial Construction
512-864-4656

Philip Wanke, AIA
Place Designers
512-238-8912



Mark Lee

Superintendent

Education

University of Oregon
1981

Work History and Background

Mark has a 37-year record of success overseeing all phases of commercial and residential construction projects. Projects have included churches, restaurants, office buildings and medical facilities. Mark works well with architects, subcontractors, suppliers and building officials to satisfy the expectations of the most discerning clients. He is dedicated to delivering the best in construction quality while adhering to all deadlines, specifications and budgets. Mark resides in Georgetown, Texas.

Project Experience

The Wilco Annex is a two story 64,000 SF office building for Williamson County, TX. The two-story building is structural steel, the second floor is concrete on metal decking. The exterior of the building is finished with several different types of materials. There are two machine room-less elevators. The JP courtroom includes the judge's bench, jury seating, court reporter and witness stand along with full gallery seating. Included in the building are many areas that required high security with a wide assortment of protection, identification, surveillance and detection devices to ensure the safety of County employees and visitors. Chasco self-performed all site work, utilities and concrete work and the project was completed on schedule and under budget.



Celebration Church is a 90,000 SF Church recently constructed in Georgetown, TX. The facility has large childcare wing of 30,000 SF. The remaining 60,000 SF of the building includes the narthex (entry/ vestibule) and sanctuary. The narthex includes a bookstore and the "Blend", a "bistro style" coffee service area that also serves premade snack items. The sanctuary accommodates seating for over 2,900 guests and incorporates a state-of-the-art audio/visual system. The project had a 13-month schedule, but was completed early, in 12 months, in spite of having over 36 rain days. 2017 Outstanding Construction Award – Austin Chapter AGC.



R E S U M É (continued)

Mark Lee
Superintendent

Lexus of Lakeway, Austin, TX - The Lexus of Lakeway project was an extremely high-end car dealership built in Lakeway, Texas. This is the first car dealership allowed to be built within the City of Lakeway. The \$21 million project consisted of a three-level main building of 86,000 SF, including a showroom, offices, café, boutique, parts department, 52-bay service shop and a 72-space rooftop parking deck. An 11,000 SF carwash/make ready building and all the associated site work. 2015 Outstanding Construction Award – Austin Chapter AGC.



Bartholomew Municipal Pool, Austin, TX – This project consisted of 3 bathhouses, a separate mechanical building and pump house an “L” shaped lap pool with a diving well, a mid-depth recreation pool, a zero-entry activity pool, and two slides. The site itself was over excavated and filled with 7’ of engineered fill material. 2014 Outstanding Construction Award – Austin Chapter AGC.



Don Hewlett Chevrolet, Georgetown TX – Multiple projects including a 4,815 SF Service Building constructed as a PEMB with stucco and split face CMU exterior. Containing service writers and waiting areas and a museum containing some of the iconic first model year vehicles Chevrolet produced. A 9,964 SF Parts Warehouse expansion. Also, a PEMB with elevated foundation challenges, due to the sloping site. These projects were both completed ahead of schedule and under budget. The challenge was in completing the work amidst a thriving and busy business that was open 6 days a week.

References

Jim Kuykendall, Executive Pastor
Celebration Church
(512) 763-3000 x 126

Mr. Steven Walker, Franchise Counselor
True Car
(512) 970-6760

Mr. Tom Stevens, Vice President
Stevens-Hemingway-Stevens, Inc.
(510) 787-1148

RESUMÉ



Scott Badgett

Vice President – Building Estimating / Pre-Construction Services

Education

University of Texas
BS, Civil Engineering

Work History and Background

Scott has over 45 years of solid construction management experience in commercial, institutional and industrial projects. His diverse background includes construction of high security and high-tech facilities, renovation and construction of healthcare facilities, churches, schools, office buildings, manufacturing and retail facilities. Experience includes Design/Build and fast-track projects, cast-in-place frame structures, pre-cast structures and tilt wall buildings. Scott's key responsibility is the coordination and management of the entire process from pre-construction through close-out. Scott has been with Chasco for nineteen years.

Project Experience

- Texas A&M Health Science Center – Phase I Texas A&M Health Science Center and Medical School Round Rock, TX – a \$42.3 million 164,000 SF 4-story building containing classrooms, lecture halls, administration areas, public clinics, laboratories, and a simulated hospital training floor. Chasco performed, all site work, utilities, and site/building concrete. CM-at-Risk delivery.
- The Wilco Georgetown Annex is a two story 60,000 SF office building for Williamson County, TX. The two-story building is structural steel, the second floor is concrete on metal decking. The exterior of the building is finished with several different types of materials. Chasco performed, all site work, utilities, and site/building concrete. CM-at-Risk delivery.
- Chasco Family YMCA, Round Rock: 18,160 sf masonry and structural steel facility including an eight-lane junior Olympic indoor pool, therapy pool, hot tub, lazy river, vortex pool, water slide, splash pad, sauna, locker rooms with showers, family changing rooms and a 2,800-sf operable skylight. The project included demolition of a portion of the existing building while the remaining facility was operational. Parking facilities for the YMCA were simultaneously constructed under the same contract. CM-at-Risk delivery.
- Williamson County Precinct 1 Annex and EMS Building – construction of 2 buildings with E.I.F.S. and stone veneer with complete interior finish out. Annex building was 27,660 SF and the EMS building was 6,470 SF. Project was completed early and under budget. (\$6.3 million CM-at-Risk delivery).



R E S U M É (continued)

Scott Badgett

Vice President – Building Estimating / Pre-Construction Services

- City of Round Rock Sports Center – Round Rock, TX – 80,000 square foot sports center with 6 basketball/12 volleyball courts and 9 multi-purpose rooms with seating for up to 1,700 fans. Chasco self-performed all site work, utilities, site concrete, building concrete and tilt wall panels for this project.



- Georgetown Recreation Center – Georgetown, TX – 67,952 SF of new construction and renovation to the exiting occupied and fully operational Rec. Center. Scope of work included a gymnasium, multi-purpose & meeting rooms, elevated track, indoor & outdoor pools with water features, restroom & shower facilities, site utilities, detention pond and concrete construction. CM-at-Risk delivery.



- Great Oaks Elementary School, Round Rock, Texas – 6.0 million, 70,000 SF elementary school for RRISD. Project included all site development, utilities and detention pond.
- Westwood High School Science Wing Addition, Round Rock, Texas – 5.5 million two-story addition to existing high school. Included pre-cast wall panels to match existing facility. Project was constructed in the middle of the occupied campus with minimal impact to ongoing operations.
- Lampasas Middle School, Lampasas, TX – \$6.0 million two-story middle school. Full cafeteria, gymnasiums and all related site facilities.

References

Mr. Bo Spencer, AIA
Spencer-Pierce Architecture, Inc.
512-388-0677

Mr. Dale Butler, Facilities Director
Williamson County, TX
512-943-1609

Mr. Jeff Andresen, President and CEO
YMCA Greater Williamson County
512-615-5530

R É S U M É



Rick Risener

Chief Civil Estimator

Education

Abilene Christian University

Work History and Background

Rick has over 20 years of experience in residential, commercial, airport, heavy highway and civil construction. Rick has worked on projects that vary from pedestrian, vehicular, and railway bridges, public and private roadways, concrete and earthen dams, public parks and trail systems, subdivision infrastructure, site and pipeline utilities, site grading and site concrete work, single building and strip retail, multi-story office and medical buildings, pre-cast and cast-in-place concrete garages, and custom home building. Rick has been with Chasco for thirteen years.

Project Experience

- Celebration Church is a new 90,000 SF church recently constructed in Georgetown, TX. The facility has large child care wing of 60,000 SF. The remaining 30,000 SF of the building includes the narthex (entry/ vestibule) and sanctuary. The narthex includes a book store and the "Blend", a "bistro style" coffee service area that also serves premade snack items. The sanctuary accommodates seating for over 2,600 guests and incorporates a state of the art audio/visual system.



- Lexus of Lakeway, Austin, TX - The Lexus of Lakeway project was an extremely high-end car dealership built in Lakeway, Texas. This is the first car dealership allowed to be built within the City of Lakeway. The \$21 million project consisted of a three-level main building of 86,000 SF, an 11,000 SF carwash/make ready building and all the associated site work.




- Twin Lakes YMCA Natatorium, Teen Center & Aerobics Room – Owner – The YMCA of Greater Williamson County – CM at Risk contract. This expansion is the second phase of a project initially built in 2004 and made possible by a partnership between Williamson County and the YMCA of Greater Williamson County. This phase added a natatorium, a teen center, an aerobics room and a Cardio Theater. The natatorium houses multiple indoor pools, including a main pool with lap lanes, a splash pad area for small children and a two-story waterslide for the larger kids. Additionally, a warm water therapy pool, a hot tub/spa and a dry sauna were installed for the adults to relax in.



R É S U M É (continued)

Rick Risener
Chief Civil Estimator

- Cedar Park Events Center, Cedar Park, TX – A 100,000 SF Multi-Function Sporting and Events Center. This project included the concrete foundation, upper level concrete slabs, equipment footings and foundations, and approximately 40 acres of site concrete with many areas that required special finishes. 
- Barton Creek Section 101 ACFT Treated Effluent Storage Pond, Austin, TX – This project included ten acres of construction within an environmentally sensitive area. A 2,350 LF all weather access road was built to the pond site. 35,000 CY of rock and over burden were excavated. Approximately 8,000 CY of the material was resized through a crushing operation and reused as select fill across the entire pond floor and behind the pond walls. The walls, ranging from 9' to 35' tall, surrounded the entire pond perimeter.
- Samsung T-Star Facility Operations Building, Austin, TX – This project consisted of constructing a new two-story concrete frame office and warehouse building with loading dock at the Samsung Semiconductor site in Austin, TX. Strict background checks and training are required for all Samsung projects.
- ABIA New Employee Parking Lot, Austin, TX – This \$7 million + project included construction of 703,800 SF of new parking lots at the existing Austin Bergstrom International Airport consisting of demolition of old Air Force structures, installation of 8" of lime treated subgrade, flex base and asphalt on the entire area, installation of 5 new Bus Shelters and 2 new Bench Canopy structures. Existing underground conditions created challenges on a daily basis.
- Kenney Fort Blvd., Round Rock, TX – In design for over 10 years, this project consisted of a 1.3-mile-long new section of roadway from Joe DiMaggio Blvd. to Forest Creek Blvd. in Round Rock. The project featured three bridges: an 800' long bridge over Brushy Creek, a shorter bridge over Chandler Creek, and a new railroad bridge for the Union Pacific Railroad. Some of the project challenges involved moving the Union Pacific mainline rail traffic to a shoofly detour. This allowed a new railroad bridge to be built on the mainline. Once the new railroad bridge was completed rail traffic was moved back onto the mainline and the shoofly detour was removed. Excavation then began under two existing bridges on Hwy 79. This was needed to extend the new Kenney Fort Blvd. under the highway and under the new rail bridge. The 24-month project was finished over two months ahead of schedule and was one of the largest road & bridge projects ever constructed by the City of Round Rock.

City of Residence: Austin, Texas

References

Mr. Antonio Prete
Waeltz & Prete, Inc.
(512) 505-8953
tony@w-pinc.com

Mr. Troy Jamail
HWA Parking/Strickland-Jamail
(512) 592-3277
troy.jamil@hwaparking.com

Mr. James Heironimus
NXP Semiconductors, Inc.
(512) 933-2104
james.heironimus@nxp.com

RESUMÉ



Jonathan Escalante, CSHO, CHST
Director of Health and Safety

Education

Universidad Valle Del Bravo, Mexico 2005

Work History and Background

Jonathan has over 10 years of Construction Safety Experience including road and building construction. As a Safety Specialist at Chasco, Jonathan has been responsible for updating, implementing and overseeing the company's safety and training program. Since beginning with Chasco, he has made revisions and updates to the Safety Manual, including: a new Accident Prevention Program, a new Substance Abuse Program & improved Accident Investigation procedures. He has also updated the SDS Manual, to merge the new GHS program and implemented a new Virtual Risk Manager Program that uses software for driver training & vehicle loss prevention. Employee training is a major concern at Chasco. Jonathan has created new training programs for new hire safety orientation, traffic control safety awareness, qualified signal & rigging training and general safety awareness for all of Chasco's employees. Due to all of these improvements, Chasco has seen lower Recordable Rates and an overall increase in safety awareness amongst its employees. Jonathan has been with Chasco for all ten years of his construction experience.

Training

CSHO (Certified Safety and Health Official)
500 OSHA Train the Trainers
510 OSH Standards
OSH311 Fall Protection
OSH521 Industrial Hygiene
PRT260 Cranes and Material Handling
OSH301 Excavation, Trenching and Soil Mechanics
CPR/FA Certified Trainer
PRT123 Scaffold Training
Flagger Training (Train the trainer)
OSH755 Accident Investigation
OSH301 Excavation, Trenching and Soil Mechanics

Project Experience

SH 130 - Lone Star Infrastructure. Hutto, Tx. (10/2005-8/2009)

Position: Safety Supervisor / HR Assistant Project Value: 1.6 Billion USD

Main activities:

- Responsible for day to day environmental health and safety related activity with a specific focus on reducing incident rates and workers comp.
- Develop and implement required Safety Programs and progressive disciplinary actions.

RESUMÉ (continued)

Jonathan Escalante

Safety Director

- Develop Safety incentive program
- Implement accident prevention program
- Field Safety Inspections
- Provide monthly reports to the Fluor Corporate Office, including accident investigations, injury summary reports (man-hours included) and project close out-forms.
- Accident investigation / Case manager
- Conduct Mass meetings, Safety talks.
- New Hire Safety Orientation
- Training such as: Fall Protection, Confined Space, Haz-Mat, Traffic Awareness
- Responsible for OSHA compliance and record keeping, Worker's Comp Issues
- Random Drug testing coordinator (DOT and Non-DOT)
- HR New hire orientation
- Minor HR duties such as: Terminations, spreadsheet, employee benefits.
- Coordinate office management and special projects with a high degree of efficiency.
- Manage capital purchases, direct vendor relations, generate and maintain equipment tracking records.

Construcciones del Panuco. Mexico (06/2002-09/2005)

Position: Safety Apprentice

Main activities:

- Protect Health and Safety of the employees as well as the company.
- Follow Safety Standards set by the Social Security Safety Regulation of the Mexican Institute.
- Safety inspections / investigations.
- Medical Case Management
- Safety Training to employees (adapted by OSHA 1926)
- Report all data of incidents / accidents to CEO monthly.

City of Residence: Leander, Texas

References

Mr. Ignacio Guerra
Fluor Daniel Ent.
(210) 273-1774

Brayan Loya
Fluor Daniel Ent.
(512) 769-4339

Larry Connelly
AGC of Austin
(512) 748-1830

RESUMÉ



Charles J. (Chuck) Glace, Jr.
President

Education

Central Michigan University / U.T. Austin

Work History and Background

Chuck has over 30 years of diversified construction experience. He has extensive background in concrete flatwork, structural concrete, tilt-wall, decorative concrete, excavation, and utility work. Chuck has complete responsibility for overall coordination of Chasco's operation. To him, the retention and advancement of individuals speaks directly to Chasco's success. Chuck is a driving force in the organization and training of Chasco's talent in both the office and the field. He provides ongoing leadership to the management team and to the self-perform operations, helping Chasco to provide better control and exceptional service to its customers. Chuck serves on the Board of the YMCA of Round Rock. He is also a board member of the American Concrete Institute, a member of the Construction Specifications Institute, the American Society of Concrete Construction, and the Associated General Contractors of America, and a Board member of The Round Rock Community Foundation.

Project Experience

- Texas A&M Health Science Center – Phase I Texas A&M Health Science Center and Medical School Round Rock, TX – a \$42.3 million 164,000 SF 4-story building containing classrooms, lecture halls, administration areas, public clinics, laboratories, and a simulated hospital training floor.





- Kenney Fort Blvd.
Owner - City of Round Rock, TX – Stipulated Sum/Unit Price contract. This project consisted of a 1.3-mile-long new section of roadway from Joe DiMaggio Blvd. to Forest Creek Blvd. in Round Rock, TX. The project featured three bridges, an 800' long bridge over Brushy Creek, a shorter bridge over Chandler Creek and a new



railroad bridge for the Union Pacific Railroad. The 24-month project was finished over two months ahead of schedule and was one of the largest road & bridge projects ever constructed by the City of Round Rock.

RESUMÉ (continued)

Charles J. (Chuck) Glace
President

- AMP Packaging Office and Manufacturing Facility, Round Rock, TX – Design/Build Contract for 58,000 SF tiltwall computer manufacturing facility. 
- Emergency Vehicles Operations Course – Owner - Texas Department of Public Safety – CM-at-Risk contract. Over 1,000,000 SF of concrete skills pads and 6.2 mile asphalt/concrete road track for vehicle skills and training. During construction of the original \$23.8 million-dollar project a \$3.7 million dollar change order was issued to construct a vehicle maintenance building. The project won the Gold Award for Industrial and Special Paving from the American Concrete Paving Association for 2010. Total project cost was \$27.5 Million. 
- Tellabs Operations, Round Rock, TX – 48,000 SF tiltwall manufacturing addition to the existing facility.
- Classic Toyota, Round Rock, TX – Construction of a new car sales building, body shop, parking, drives, new car display, and detention / filtration structures.
- Austin VA Hospital / Clinic, Austin, TX – 45,000 SF slab on grade with related site work.
- St. Philips Family Life Center, Round Rock, TX – 11,000 SF church facility, including worship areas, classrooms, elevated altar / stage, commercial food preparation, and childcare.
- Shoal Creek Bridge, Austin, TX – New 2-span bridge over Shoal Creek including channel work and slope protection to flood prone creek.
- Expo Business Park, Austin, TX – Two 124,000 SF concrete tiltwall buildings, including all site development and utility construction.

References

Mr. Mark Remmert
Chief Building Inspector
City of Round Rock
512-218-6600

Mr. Brent Jones, P.E.
Civil Engineer
Randall Jones Engineering
(512) 415-3012

Mr. Chad McDowell
General Services Director
City of Round Rock
(512) 671-2890

RESUMÉ



Charles R. King

CFO, Vice President, Secretary and Treasurer

Education

BBA in Accounting – Lamar University

CPA Certification – Texas Society of CPA's

Work History and Background

Charles has over 40 years experience as an entrepreneurial financial accountant. He began his career with a national accounting firm prior to joining a local CPA firm. As a partner in this firm, he was responsible for a wide array of tax and financial accounting engagements for small businesses and individuals. Subsequently, he spent 15 years as CFO of a multi-location, multi-franchise car dealership conglomerate. In this role he was responsible for the financial, treasury and IT functions.

At Chasco, Charles is responsible for the financial function, as well as strategic planning, tax issues and cash management.

References

Mr. Troy Voelker
McNery & Voelker
512-255-6940

Mr. Jeff Anderson
RSM Austin, CPA's
512-476-0717

RESUMÉ



Cathy Miles, CPA
Controller

Education

Bachelor of Business Administration in Accounting – Texas State University
Master of Accountancy – Texas State University
CPA Certification – Texas Society of CPA's

Work History and Background

Cathy has over 20 years' experience as a financial accountant. She began her career with a local CPA firm prior to joining a national firm. As a senior manager in the firm, she was responsible for a wide array of financial accounting engagements ranging from small to middle-market clients including a variety of industries, such as construction, real estate, consumer products and general commercial. Subsequently, she spent 4 years as a Director of Accountant at a private equity company. In this role she was responsible for overseeing the accounting, recordkeeping, and financial reporting for six multitiered Funds as well as coordinating with external service providers. Liaise with auditors and tax professionals. Also preparing consolidated monthly, quarterly and year end unaudited financial statements in accordance with generally accepted accounting principles.

At Chasco, Cathy is responsible for overseeing the Accounting and Human Resources departments.

References

Ms. Joanna Just
RSM Austin, CPA's
512-476-0717

Mr. Jeff Anderson
RSM Austin, CPA's
512-476-0717

List of Documents



Number	Title	May 24, 2024	Jun 27, 2024
		Addendum 3	Addendum 4
A001	SITE PLAN	✓	✓
A002	SITE DETAILS	✓	✓
A003	SITE DETAILS	✓	✓
A004	SITE DETAILS	✓	✓
A005	UNDERFLOOR GRADING PLAN	✓	
A006	UNDERFLOOR GRADING DETAILS	✓	
A007	UNDERFLOOR GRADING DETAILS	✓	
A008	UNDERFLOOR GRADING DETAILS	✓	✓
A009	UNDERFLOOR GRADING DETAILS	✓	✓
A010	MOCKUP ELEVATIONS	✓	
A101	LEVEL 1 - OVERALL SLAB PLAN	✓	✓
A102	LEVEL 2 - OVERALL SLAB PLAN	✓	
A103	LEVEL 3 - OVERALL SLAB PLAN	✓	
A110	LEVEL 1 - OVERALL FLOOR PLAN	✓	
A111	LEVEL 1 - ENLARGED AREA A FLOOR PLAN	✓	
A112	LEVEL 1 - ENLARGED AREA B FLOOR PLAN	✓	
A113	LEVEL 1 - ENLARGED AREA C FLOOR PLAN	✓	
A114	LEVEL 1 - ENLARGED AREA D FLOOR PLAN	✓	
A120	LEVEL 2 - OVERALL FLOOR PLAN	✓	
A121	LEVEL 2 - ENLARGED AREA A FLOOR PLAN	✓	
A122	LEVEL 2 - ENLARGED AREA B FLOOR PLAN	✓	
A123	LEVEL 2 - ENLARGED AREA C FLOOR PLAN	✓	
A124	LEVEL 2 - ENLARGED AREA D FLOOR PLAN	✓	
A130	LEVEL 3 - OVERALL FLOOR PLAN	✓	
A131	LEVEL 3 - ENLARGED AREA A FLOOR PLAN	✓	
A132	LEVEL 3 - ENLARGED AREA B FLOOR PLAN	✓	
A133	LEVEL 3 - ENLARGED AREA C FLOOR PLAN	✓	



Number	Title	May 24, 2024	Jun 27, 2024
		Addendum 3	Addendum 4
A134	LEVEL 3 - ENLARGED AREA D FLOOR PLAN	✓	
A140	OVERALL ROOF PLAN	✓	
A141	ROOF PLAN AREA A	✓	
A142	ROOF PLAN AREA B	✓	
A143	ROOF PLAN AREA C	✓	
A144	ROOF PLAN AREA D	✓	
A146	ROOF DETAILS	✓	
A150	BALCONY - ENLARGED PLANS	✓	
A151	BALCONY RAILING - ELEVATIONS	✓	
A152	BALCONY RAILING - ELEV. & DETAILS	✓	
A201	DOOR SCHEDULES	✓	
A202	DOOR SCHEDULES	✓	
A203	WINDOW TYPES - EXTERIOR	✓	
A204	WINDOW TYPES - EXTERIOR	✓	
A205	WINDOW TYPES - EXTERIOR	✓	
A206	STOREFRONT - INTERIOR	✓	
A210	DOOR DETAILS	✓	
A211	DOOR DETAILS	✓	
A212	DOOR DETAILS	✓	
A213	WINDOW & STOREFRONT DETAILS	✓	
A214	WINDOW & STOREFRONT DETAILS	✓	
A215	WINDOW & STOREFRONT DETAILS	✓	
A301	OVERALL EXTERIOR ELEVATIONS	✓	
A302	ENLARGED EXT. ELEVATIONS - NORTH WEST	✓	
A303	ENLARGED EXT. ELEVATIONS - NORTH EAST	✓	
A304	ENLARGED EXT. ELEVATIONS - SOUTH WEST	✓	
A305	ENLARGED EXT. ELEVATIONS - SOUTH EAST	✓	



Number	Title	May 24, 2024	Jun 27, 2024
		Addendum 3	Addendum 4
A306	ENLARGED EXT. ELEVATIONS - EAST	✓	
A307	ENLARGED EXT. ELEVATIONS - WEST	✓	
A310	BUILDING SECTIONS	✓	
A311	BUILDING SECTIONS	✓	
A312	BUILDING SECTIONS	✓	
A313	BUILDING SECTIONS	✓	
A314	BUILDING SECTIONS	✓	
A315	BUILDING SECTIONS	✓	
A316	BUILDING SECTIONS	✓	
A401	ENLARGED PLANS - LEVEL 1	✓	
A402	ENLARGED PLANS - LEVEL 1	✓	
A403	ENLARGED PLANS - LEVEL 2	✓	
A404	ENLARGED PLANS - LEVEL 2 & 3	✓	
A405	INTERIOR ELEVATIONS	✓	
A406	INTERIOR ELEVATIONS	✓	
A407	INTERIOR ELEVATIONS	✓	
A408	INTERIOR ELEVATIONS	✓	
A409	INTERIOR ELEVATIONS	✓	
A410	INTERIOR ELEVATIONS	✓	
A411	INTERIOR ELEVATIONS	✓	
A412	INTERIOR ELEVATIONS	✓	
A413	INTERIOR ELEVATIONS	✓	
A414	INTERIOR ELEVATIONS - LOGOS	✓	
A415	DEMOUNTABLE WALL ELEVATIONS	✓	
A416	DEMOUNTABLE WALL ELEVATIONS	✓	
A417	DEMOUNTABLE WALL ELEVATIONS	✓	
A418	DEMOUNTABLE WALL ELEVATIONS	✓	



Number	Title	May 24, 2024	Jun 27, 2024
		Addendum 3	Addendum 4
A419	DEMOUNTABLE WALL ELEVATIONS	✓	
A420	DEMOUNTABLE WALL ELEVATIONS	✓	
A421	MILLWORK DETAILS	✓	
A422	MILLWORK DETAILS	✓	
A423	MILLWORK DETAILS	✓	
A424	MILLWORK DETAILS	✓	
A425	MILLWORK DETAILS	✓	
A430	EQUIPMENT SCHEDULES	✓	
A431	LEVEL 1 EQUIPMENT PLAN	✓	
A432	LEVEL 2 EQUIPMENT PLAN	✓	
A433	LEVEL 3 EQUIPMENT PLAN	✓	
A510	LEVEL 1 - OVERALL RCP	✓	
A511	LEVEL 1 - AREA A RCP	✓	
A512	LEVEL 1 - AREA B RCP	✓	
A513	LEVEL 1 - AREA C RCP	✓	
A514	LEVEL 1 - AREA D RCP	✓	
A520	LEVEL 2 - OVERALL RCP	✓	
A521	LEVEL 2 - AREA A RCP	✓	
A522	LEVEL 2 - AREA B RCP	✓	
A523	LEVEL 2 - AREA C RCP	✓	
A524	LEVEL 2 - AREA D RCP	✓	
A530	LEVEL 3 - OVERALL RCP	✓	
A531	LEVEL 3 - AREA A RCP	✓	
A532	LEVEL 3 - AREA B RCP	✓	
A533	LEVEL 3 - AREA C RCP	✓	
A534	LEVEL 3 - AREA D RCP	✓	
A540	ENLARGED RCP	✓	



Number	Title	May 24, 2024	Jun 27, 2024
		Addendum 3	Addendum 4
A541	ENLARGED RCP	✓	
A542	ENLARGED RCP	✓	
A543	ENLARGED RCP	✓	
A550	RCP DETAILS	✓	
A551	RCP DETAILS	✓	
A552	RCP DETAILS	✓	
A553	RCP DETAILS	✓	
A554	RCP DETAILS	✓	
A601	ELEVATOR PLANS	✓	
A602	STAIR PLANS	✓	
A603	STAIR PLANS	✓	
A604	ELEVATOR SECTIONS	✓	
A605	STAIR SECTIONS	✓	
A606	STAIR SECTIONS	✓	
A607	STAIR SECTIONS	✓	
A608	STAIR SECTIONS	✓	
A609	STAIR SECTIONS	✓	
A610	STAIR SECTIONS	✓	
A611	STAIR + RAMP DAIS	✓	
A615	ELEVATOR/STAIR DETAILS	✓	
A616	ELEVATOR/STAIR DETAILS	✓	
A617	ELEVATOR/STAIR DETAILS	✓	
A618	MAIN LOBBY STAIR	✓	
A619	MAIN LOBBY STAIR	✓	
A620	MAIN LOBBY STAIR	✓	
A621	MAIN LOBBY STAIR	✓	
A622	MAIN LOBBY STAIR	✓	



Number	Title	May 24, 2024	Jun 27, 2024
		Addendum 3	Addendum 4
A623	MAIN LOBBY STAIR	✓	
A624	MAIN LOBBY WALL SECTIONS	✓	
A625	MAIN LOBBY WALL DETAILS	✓	
A701	WALL SECTIONS	✓	
A702	WALL SECTIONS	✓	
A703	WALL SECTIONS	✓	
A704	WALL SECTIONS	✓	
A705	WALL SECTIONS	✓	
A706	WALL SECTIONS	✓	
A707	WALL SECTIONS	✓	
A708	WALL SECTIONS	✓	
A710	WALL SECTIONS DETAILS	✓	
A711	WALL SECTIONS DETAILS	✓	
A712	WALL SECTIONS DETAILS	✓	
A713	WALL SECTIONS DETAILS	✓	
A714	WALL SECTIONS DETAILS	✓	
A715	WALL SECTIONS DETAILS	✓	
A716	V-COLUMN DETAILS	✓	
A717	V-COLUMN DETAILS	✓	
A718	FIRESTOPPING DETAILS	✓	
A800	FIRE PROOFING	✓	
A801	FIRE PROOFING	✓	
A802	PLAN DETAILS	✓	
A803	PLAN DETAILS	✓	
A804	PLAN DETAILS	✓	
A805	PLAN DETAILS	✓	
A806	PLAN DETAILS	✓	



Number	Title	May 24, 2024	Jun 27, 2024
		Addendum 3	Addendum 4
A807	PLAN DETAILS	✓	
A808	PLAN DETAILS	✓	
A900	FINISH LEGEND - FLOORS, WALLS & BASE	✓	
A901	FINISH LEGEND - MILLWORK & CEILINGS	✓	
A910	LEVEL 1 - OVERALL FINISH FLOOR PLAN	✓	
A911	LEVEL 1 - ENLARGED AREA A - FINISH PLAN	✓	
A912	LEVEL 1 - ENLARGED AREA B - FINISH PLAN	✓	
A913	LEVEL 1 - ENLARGED AREA C - FINISH PLAN	✓	
A914	LEVEL 1 - ENLARGED AREA D - FINISH PLAN	✓	
A920	LEVEL 2 - OVERALL FINISH PLAN	✓	
A921	LEVEL 2 - ENLARGED AREA A - FINISH PLAN	✓	
A922	LEVEL 2 - ENLARGED AREA B - FINISH PLAN	✓	
A923	LEVEL 2 - ENLARGED AREA C - FINISH PLAN	✓	
A924	LEVEL 2 - ENLARGED AREA D - FINISH PLAN	✓	
A930	LEVEL 3 - OVERALL FINISH PLAN	✓	
A931	LEVEL 3 - ENLARGED AREA A - FINISH PLAN	✓	
A932	LEVEL 3 - ENLARGED AREA B - FINISH PLAN	✓	
A933	LEVEL 3 - ENLARGED AREA C - FINISH PLAN	✓	
A934	LEVEL 3 - ENLARGED AREA D - FINISH PLAN	✓	
A936	INTERIOR DETAILS	✓	
A1100	SIGNAGE SCHEDULES & DETAILS	✓	
A1110	LEVEL 1 - OVERALL SIGNAGE PLAN	✓	
A1111	LEVEL 1 - AREA A - SIGNAGE PLAN	✓	
A1112	LEVEL 1 - AREA B - SIGNAGE PLAN	✓	
A1113	LEVEL 1 - AREA C - SIGNAGE PLAN	✓	
A1114	LEVEL 1 - AREA D - SIGNAGE PLAN	✓	
A1120	LEVEL 2 - OVERALL SIGNAGE PLAN	✓	



Number	Title	May 24, 2024	Jun 27, 2024
		Addendum 3	Addendum 4
A1121	LEVEL 2 - AREA A - SIGNAGE PLAN	✓	
A1122	LEVEL 2 - AREA B - SIGNAGE PLAN	✓	
A1123	LEVEL 2 - AREA C - SIGNAGE PLAN	✓	
A1124	LEVEL 2 - AREA D - SIGNAGE PLAN	✓	
A1130	LEVEL 3 - OVERALL SIGNAGE PLAN	✓	
A1131	LEVEL 3 - AREA A - SIGNAGE PLAN	✓	
A1132	LEVEL 3 - AREA B - SIGNAGE PLAN	✓	
A1133	LEVEL 3 - AREA C - SIGNAGE PLAN	✓	
A1134	LEVEL 3 - AREA D - SIGNAGE PLAN	✓	
A1136	SIGN TYPES	✓	
A1137	SIGN TYPES	✓	
A1138	SIGN TYPES	✓	
A1140	EXTERIOR WALL SIGNAGE	✓	
A1141	EXTERIOR WALL SIGNAGE	✓	
A1142	EXTERIOR WALL SIGNAGE	✓	
AD101	SITE DEMOLITION	✓	
Cover Sheet	Cover Sheet	✓	
Cover Sheet 2	KISTNER Cameron Rd, B-150 Tx. 78754		
E000	ELECTRICAL SYMBOLS & ABBREVIATIONS	✓	
E001	ELECTRICAL SITE PLAN	✓	✓
E002	ELECTRICAL GROUNDING PLAN	✓	
E003	ELECTRICAL PHOTOMETRIC PLAN	✓	
E004	ENLARGED DRIVE THRU	✓	
E005	ENLARGED SITE PLAN	✓	
E101	UNDERFLOOR LIGHTING PLAN - AREA A	✓	
E102	UNDERFLOOR LIGHTING PLAN - AREA B	✓	
E103	UNDERFLOOR LIGHTING PLAN - AREA C	✓	



Number	Title	May 24, 2024	Jun 27, 2024
		Addendum 3	Addendum 4
E104	UNDERFLOOR LIGHTING PLAN - AREA D	✓	
E110	ELECTRICAL LIGHTING PLAN - LVL 1 - OVERALL	✓	
E111	ELECTRICAL LIGHTING PLAN - LEVEL 1 - AREA A	✓	
E112	ELECTRICAL LIGHTING PLAN - LEVEL 1 - AREA B	✓	
E113	ELECTRICAL LIGHTING PLAN - LEVEL 1 - AREA C	✓	
E114	ELECTRICAL LIGHTING PLAN - LEVEL 1 - AREA D	✓	
E120	ELECTRICAL LIGHTING PLAN - LVL 2 - OVERALL	✓	
E121	ELECTRICAL LIGHTING PLAN - LEVEL 2 AREA A	✓	
E122	ELECTRICAL LIGHTING PLAN LEVEL 2- AREA B	✓	
E122A	LIGHTING PLAN LEVEL 2- AREA B ALTERNATE	✓	
E123	ELECTRICAL LIGHTING PLAN - LEVEL 2 AREA C	✓	
E124	ELECTRICAL LIGHTING PLAN - LEVEL 2 AREA D	✓	
E130	ELECTRICAL LIGHTING PLAN - LEVEL 3 - OVERALL	✓	
E131	ELECTRICAL LIGHTING PLAN - LEVEL 3 - AREA A	✓	
E132	ELECTRICAL LIGHTING PLAN - LEVEL 3 - AREA B	✓	
E133	ELECTRICAL LIGHTING PLAN - LEVEL 3 - AREA C	✓	
E134	ELECTRICAL LIGHTING PLAN - LEVEL 3 - AREA D	✓	
E201	UNDERFLOOR POWER PLAN - AREA A	✓	
E202	UNDERFLOOR POWER PLAN - AREA B	✓	
E203	UNDERFLOOR POWER PLAN - AREA C	✓	
E204	UNDERFLOOR POWER PLAN - AREA D	✓	
E210	ELECTRICAL POWER PLAN - LVL 1 - OVERALL	✓	
E211	ELECTRICAL POWER PLAN - LEVEL 1 - AREA A	✓	
E211M	ELECTRICAL EQUIP PWR PLAN - LVL 1 - AREA A	✓	
E212	ELECTRICAL POWER PLAN - LEVEL 1 - AREA B	✓	
E212M	ELECTRICAL EQUIP PWR PLAN - LVL 1 - AREA B	✓	✓
E213	ELECTRICAL POWER PLAN - LEVEL 1 - AREA C	✓	



Number	Title	May 24, 2024	Jun 27, 2024
		Addendum 3	Addendum 4
E213M	ELECTRICAL EQUIP PWR PLAN - LVL 1 - AREA C	✓	
E214	ELECTRICAL POWER PLAN - LEVEL 1 - AREA D	✓	
E214M	ELECTRICAL EQUIP PWR PLAN - LVL 1 - AREA D	✓	
E220	ELECTRICAL POWER PLAN - LVL 2 - OVERALL	✓	
E221	ELECTRICAL POWER PLAN - LEVEL 2 - AREA A	✓	
E221M	ELECTRICAL EQUIP PWR PLAN - LVL 2 - AREA A	✓	
E222	ELECTRICAL POWER PLAN - LEVEL 2 - AREA B	✓	
E222A	POWER PLAN - LEVEL 2 - AREA B ALTERNATE	✓	
E222M	ELECTRICAL EQUIP PWR PLAN - LVL 2 - AREA B	✓	
E223	ELECTRICAL POWER PLAN - LEVEL 2 - AREA C	✓	
E223M	ELECTRICAL EQUIP PWR PLAN - LVL 2 - AREA C	✓	
E224	ELECTRICAL POWER PLAN - LEVEL 2 - AREA D	✓	
E224M	ELECTRICAL EQUIP PWR PLAN - LVL 2 - AREA D	✓	
E230	ELECTRICAL POWER PLAN - LVL 3 - OVERALL	✓	
E231	ELECTRICAL POWER PLAN - LEVEL 3 - AREA A	✓	
E231M	ELECTRICAL EQUIP PWR PLAN - LVL 3 - AREA A	✓	
E232	ELECTRICAL POWER PLAN - LEVEL 3 - AREA B	✓	
E232M	ELECTRICAL EQUIP PWR PLAN - LVL 3 - AREA B	✓	
E233	ELECTRICAL POWER PLAN - LEVEL 3 - AREA C	✓	
E233M	ELECTRICAL EQUIP PWR PLAN - LVL 3 - AREA C	✓	
E234	ELECTRICAL POWER PLAN - LEVEL 3 - AREA D	✓	
E234M	ELECTRICAL EQUIP PWR PLAN - LVL 3 - AREA D	✓	
E240	ELECTRICAL POWER PLAN - ROOF - OVERALL	✓	
E250	ELECTRICAL ENLARGED POWER PLANS	✓	
E251	ELECTRICAL ENLARGED POWER PLANS	✓	
E401	ELECTRICAL ONE LINE DIAGRAM	✓	
E501	ELECTRICAL PANEL SCHEDULES	✓	✓



Number	Title	May 24, 2024	Jun 27, 2024
		Addendum 3	Addendum 4
E502	ELECTRICAL PANEL SCHEDULES	✓	✓
E503	ELECTRICAL PANEL SCHEDULES	✓	
E504	ELECTRICAL PANEL SCHEDULES	✓	
E505	ELECTRICAL PANEL SCHEDULES	✓	
E506	ELECTRICAL PANEL SCHEDULES	✓	✓
E507	ELECTRICAL SCHEDULES	✓	✓
E508	ELECTRICAL SCHEDULES	✓	✓
E601	ELECTRICAL DETAILS	✓	
E602	ELECTRICAL DETAILS	✓	
E603	ELECTRICAL DETAILS	✓	
ER100	ERCES NOTES AND DETAILS SHEET NO.	✓	
ER101	LEVEL 1 ERCES PLAN SHEET NO.	✓	
ER102	LEVEL 2 ERCES PLAN SHEET NO.	✓	
ER103	LEVEL 3 ERCES PLAN SHEET NO.	✓	
ER104	ROOF ERCES PLAN SHEET NO.	✓	
ER200	ERCES RISER DETAILS SHEET NO.	✓	
ES001	ELECTRICAL- EARLY SITE PACKAGE PLAN	✓	
FA001	FIRE ALARM NOTES	✓	
FA100.A	LEVEL 1 AREA A FIRE ALARM SYSTEM	✓	
FA100.B	LEVEL 1 AREA B FIRE ALARM SYSTEM	✓	
FA101.A	LEVEL 2 AREA A FIRE ALARM SYSTEM	✓	
FA101.B	LEVEL 2 AREA B FIRE ALARM SYSTEM	✓	
FA102.A	LEVEL 3 AREA A FIRE ALARM SYSTEM	✓	
FA102.B	LEVEL 3 AREA B FIRE ALARM SYSTEM	✓	
FA200	RISER & MATRIX	✓	
FP001	FIRE SPRINKLER NOTES	✓	
FP100	OCCUPANCY HAZARD CLASSIFICATION	✓	



Number	Title	May 24, 2024	Jun 27, 2024
		Addendum 3	Addendum 4
FP101	OCCUPANCY HAZARD CLASSIFICATION	✓	
FP102	OCCUPANCY HAZARD CLASSIFICATION	✓	
FP200	FIRE PROT. LEVEL 1-AREA A	✓	
FP201	FIRE PROT. LEVEL 1-AREA B	✓	
FP202	FIRE PROT. LEVEL 2-AREA A	✓	
FP203	FIRE PROT. LEVEL 2-AREA B	✓	
FP204	FIRE PROT. LEVEL 3-AREA A	✓	
FP205	FIRE PROT. LEVEL 3-AREA B	✓	
FP300	FIRE PROT. SECTIONS	✓	
FP301	FIRE PROTECTION DETAILS	✓	
FP301.1	FIRE PROTECTION DETAILS	✓	
I101	INFORMATION	✓	
I102	TAS ACCESSIBILITY REQUIREMENTS	✓	
I103	TAS ACCESSIBILITY REQUIREMENTS	✓	
I104	PARTITION TYPES	✓	
I105	PARTITION TYPES	✓	
L0.01	VEGETATION PRESERVATION & CLEARING PLAN	✓	
L0.02	IRRIGATION SLEEVING PLAN	✓	
L0.03	IRRIGATION SLEEVING PLAN	✓	
L1.00	REFERENCE PLAN & NOTES	✓	
L1.01	HARDSCAPE PLAN	✓	
L1.02	HARDSCAPE PLAN	✓	✓
L1.03	HARDSCAPE PLAN	✓	
L1.04	HARDSCAPE PLAN	✓	✓
L1.05	HARDSCAPE PLAN	✓	
L1.06	HARDSCAPE PLAN	✓	
L1.06A	GRADING PLAN	✓	✓



Number	Title	May 24, 2024	Jun 27, 2024
		Addendum 3	Addendum 4
L1.07	HARDSCAPE PLAN	✓	✓
L1.08	HARDSCAPE PLAN	✓	
L1.09	HARDSCAPE PLAN	✓	✓
L1.10	HARDSCAPE ENLARGEMENT	✓	
L1.11	HARDSCAPE PLAN	✓	
L1.12	HARDSCAPE PLAN	✓	
L1.13	HARDSCAPE PLAN	✓	
L1.14	HARDSCAPE PLAN	✓	
L1.15	HARDSCAPE DETAILS	✓	
L1.16	HARDSCAPE DETAILS	✓	
L1.17	HARDSCAPE DETAILS	✓	
L1.18	HARDSCAPE DETAILS	✓	
L1.19	HARDSCAPE DETAILS	✓	
L1.20	PAVER ENLARGEMENTS	✓	✓
L1.21	PAVER ENLARGEMENTS	✓	✓
L1.22	PAVER ENLARGEMENTS	✓	✓
L1.23	PAVER ENLARGEMENTS	✓	✓
L1.24	PAVER ENLARGEMENTS	✓	✓
L1.25	PAVER ENLARGEMENTS	✓	✓
L2.01	LIGHTING & SITE FURNISHING PLAN	✓	
L2.02	LIGHTING & SITE FURNISHING PLAN	✓	
L2.03	LIGHTING & SITE FURNISHING PLAN	✓	
L2.04	LIGHTING & SITE FURNISHING PLAN	✓	
L2.05	LANDSCAPE PLAN	✓	
L2.06	LIGHTING & SITE FURNISHING PLAN	✓	
L2.07	LIGHTING & SITE FURNISHING PLAN	✓	
L2.08	LIGHTING & SITE FURNISHING PLAN	✓	



Number	Title	May 24, 2024	Jun 27, 2024
		Addendum 3	Addendum 4
L2.09	LIGHTING & SITE FURNISHING PLAN	✓	
L2.10	LIGHTING & SITE FURNISHING PLAN	✓	
L2.11	LIGHTING & SITE FURNISHING PLAN	✓	
L2.12	LIGHTING & SITE FURNISHING PLAN	✓	
L2.13	LIGHTING & SITE FURNISHING PLAN	✓	
L2.14	LIGHTING & SITE FURNISHING PLAN	✓	
L2.15	LIGHTING & SITE FURNISHING DETAILS	✓	
L2.16	LIGHTING & SITE FURNISHING DETAILS	✓	
L2.17	LIGHTING & SITE FURNISHING DETAILS	✓	
L2.18	LIGHTING & SITE FURNISHING DETAILS	✓	
L3.01	LANDSCAPE PLAN	✓	
L3.02	LANDSCAPE PLAN	✓	✓
L3.03	LANDSCAPE PLAN	✓	
L3.04	LANDSCAPE PLAN	✓	✓
L3.05	LANDSCAPE PLAN	✓	
L3.06	LANDSCAPE PLAN	✓	
L3.07	LANDSCAPE PLAN	✓	✓
L3.08	LANDSCAPE PLAN	✓	
L3.09	LANDSCAPE PLAN	✓	✓
L3.10	LANDSCAPE PLAN	✓	
L3.11	LANDSCAPE PLAN	✓	
L3.12	LANDSCAPE PLAN	✓	
L3.13	LANDSCAPE PLAN	✓	
L3.14	LANDSCAPE PLAN	✓	
L3.15	LANDSCAPE SCHEDULE	✓	✓
L3.16	LANDSCAPE DETAILS	✓	
L4.00	OVERALL IRRIGATION PLAN	✓	



Number	Title	May 24, 2024	Jun 27, 2024
		Addendum 3	Addendum 4
L4.01	IRRIGATION PLAN	✓	
L4.02	IRRIGATION PLAN	✓	
L4.03	IRRIGATION PLAN	✓	
L4.04	IRRIGATION PLAN	✓	
L4.05	IRRIGATION PLAN	✓	
L4.06	IRRIGATION PLAN	✓	
L4.07	IRRIGATION PLAN	✓	
L4.08	IRRIGATION PLAN	✓	
L4.09	IRRIGATION PLAN	✓	
L4.10	IRRIGATION PLAN	✓	
L4.11	IRRIGATION PLAN	✓	
L4.12	IRRIGATION NOTES	✓	
L4.13	IRRIGATION DETAILS	✓	
LS100	LIFE SAFETY NOTES	✓	
LS101	LEVEL 1 LIFE SAFETY PLAN	✓	
LS102	LEVEL 2 LIFE SAFETY PLAN	✓	
LS103	LEVEL 3 LIFE SAFETY PLAN	✓	
M000	MECHANICAL SYMBOLS & ABBREVIATIONS	✓	
M100	CRAWLSPACE MECHANICAL PLAN - OVERALL	✓	
M110	LEVEL 1 MECHANICAL PLAN - OVERALL	✓	
M111	LEVEL 1 MECHANICAL PLAN - AREA A	✓	
M112	LEVEL 1 MECHANICAL PLAN - AREA B	✓	
M113	LEVEL 1 MECHANICAL PLAN - AREA C	✓	✓
M114	LEVEL 1 MECHANICAL PLAN - AREA D	✓	
M120	LEVEL 2 MECHANICAL PLAN - OVERALL	✓	
M121	LEVEL 2 MECHANICAL PLAN - AREA A	✓	
M122	LEVEL 2 MECHANICAL PLAN - AREA B	✓	



Number	Title	May 24, 2024	Jun 27, 2024
		Addendum 3	Addendum 4
M122A	LEVEL 2 MECH PLAN - AREA B ALTERNATE	✓	
M123	LEVEL 2 MECHANICAL PLAN - AREA C	✓	
M124	LEVEL 2 MECHANICAL PLAN - AREA D	✓	
M130	LEVEL 3 MECHANICAL PLAN - OVERALL	✓	
M131	LEVEL 3 MECHANICAL PLAN - AREA A	✓	
M132	LEVEL 3 MECHANICAL PLAN - AREA B	✓	
M133	LEVEL 3 MECHANICAL PLAN - AREA C	✓	
M134	LEVEL 3 MECHANICAL PLAN - AREA D	✓	
M140	ROOF MECHANICAL PLAN - OVERALL	✓	
M201	ENLARGED MECHANICAL PLAN	✓	✓
M202	ENLARGED MECHANICAL PLAN	✓	
M203	ENLARGED MECHANICAL PLAN	✓	
M301	MECHANICAL SCHEDULES	✓	
M302	MECHANICAL SCHEDULES	✓	✓
M303	MECHANICAL SCHEDULES	✓	✓
M304	MECHANICAL SCHEDULES	✓	
M305	MECHANICAL SCHEDULES	✓	
M306	MECHANICAL SCHEDULES	✓	
M307	MECHANICAL SCHEDULES	✓	
M401	MECHANICAL CONTROLS	✓	
M402	MECHANICAL CONTROLS	✓	
M403	MECHANICAL CONTROLS	✓	
M404	MECHANICAL CONTROLS	✓	
M405	MECHANICAL CONTROLS	✓	
M406	MECHANICAL CONTROLS	✓	✓
M501	MECHANICAL DETAILS	✓	
M502	MECHANICAL DETAILS	✓	



Number	Title	May 24, 2024	Jun 27, 2024
		Addendum 3	Addendum 4
M503	MECHANICAL DETAILS	✓	
M504	MECHANICAL DETAILS	✓	
M505	MECHANICAL DETAILS	✓	
M506	MECHANICAL DETAILS	✓	
M507	MECHANICAL DETAILS	✓	
M508	MECHANICAL DETAILS	✓	
MH110	LEVEL 1 HYDRONICS PLAN - OVERALL	✓	
MH111	LEVEL 1 HYDRONICS PLAN - AREA A	✓	
MH112	LEVEL 1 HYDRONICS PLAN - AREA B	✓	
MH113	LEVEL 1 HYDRONICS PLAN - AREA C	✓	
MH114	LEVEL 1 HYDRONICS PLAN - AREA D	✓	
MH120	LEVEL 2 HYDRONICS PLAN - OVERALL	✓	
MH121	LEVEL 2 HYDRONICS PLAN - AREA A	✓	
MH122	LEVEL 2 HYDRONICS PLAN - AREA B	✓	
MH123	LEVEL 2 HYDRONICS PLAN - AREA C	✓	
MH124	LEVEL 2 HYDRONICS PLAN - AREA D	✓	
MH130	LEVEL 3 HYDRONICS PLAN - OVERALL	✓	
MH131	LEVEL 3 HYDRONICS PLAN - AREA A	✓	
MH132	LEVEL 3 HYDRONICS PLAN - AREA B	✓	
MH133	LEVEL 3 HYDRONICS PLAN - AREA C	✓	
MH134	LEVEL 3 HYDRONICS PLAN - AREA D	✓	
P000	PLUMBING SYMBOLS & ABBREVIATIONS	✓	
P001	PLUMBING SITE PLAN	✓	
P101	UNDERFLOOR PLUMBING PLAN - AREA A	✓	
P101C	CRAWLSPACE PLUMBING PLAN - AREA A	✓	
P102	UNDERFLOOR PLUMBING PLAN - AREA B	✓	
P102C	CRAWLSPACE PLUMBING PLAN - AREA B	✓	✓



Number	Title	May 24, 2024	Jun 27, 2024
		Addendum 3	Addendum 4
P103	UNDERFLOOR PLUMBING PLAN - AREA C	✓	
P103C	CRAWLSPACE PLUMBING PLAN - AREA C	✓	
P104	UNDERFLOOR PLUMBING PLAN - AREA D	✓	
P104C	CRAWLSPACE PLUMBING PLAN - AREA D	✓	✓
P111	LEVEL 1 PLUMBING PLAN - AREA A	✓	
P112	LEVEL 1 PLUMBING PLAN - AREA B	✓	
P113	LEVEL 1 PLUMBING PLAN - AREA C	✓	
P114	LEVEL 1 PLUMBING PLAN - AREA D	✓	
P121	LEVEL 2 PLUMBING PLAN - AREA A	✓	
P122	LEVEL 2 PLUMBING PLAN - AREA B	✓	
P123	LEVEL 2 PLUMBING PLAN - AREA C	✓	
P124	LEVEL 2 PLUMBING PLAN - AREA D	✓	
P131	LEVEL 3 PLUMBING PLAN - AREA A	✓	
P132	LEVEL 3 PLUMBING PLAN - AREA B	✓	
P133	LEVEL 3 PLUMBING PLAN - AREA C	✓	
P134	LEVEL 3 PLUMBING PLAN - AREA D	✓	
P140	ROOF PLUMBING PLAN - OVERALL	✓	
P201	PLUMBING ENLARGED PLANS	✓	
P202	PLUMBING ENLARGED PLANS	✓	
P203	PLUMBING ENLARGED PLANS	✓	
P204	PLUMBING ENLARGED PLANS	✓	
P301	PLUMBING SCHEDULES	✓	
P400	PLUMBING RISERS - DOMESTIC	✓	
P401	PLUMBING RISERS - WASTE	✓	
P402	PLUMBING RISERS - STORM	✓	
P501	PLUMBING DETAILS	✓	
P502	PLUMBING DETAILS	✓	



Number	Title	May 24, 2024	Jun 27, 2024
		Addendum 3	Addendum 4
P503	PLUMBING DETAILS	✓	
P504	PLUMBING DETAILS	✓	
P505	PLUMBING DETAILS	✓	
P506	PLUMBING DETAILS	✓	
R101	LEVEL 1 - OVERALL FIREPROOFING PLAN	✓	
R102	LEVEL 2 - OVERALL FIREPROOFING PLAN	✓	
S010	ABBREVIATIONS, SYMBOLS AND GENERAL NOTES	✓	
S011	GENERAL NOTES	✓	
S012	GENERAL NOTES	✓	
S013	GENERAL NOTES	✓	
S101	LEVEL 1 - OVERALL LOAD MAP	✓	
S102	LEVEL 2 - OVERALL LOAD MAP	✓	
S103	LEVEL 3 - OVERALL LOAD MAP	✓	
S104	ROOF - OVERALL LOAD MAP	✓	
S110	FOUNDATION PLAN- OVERALL	✓	
S111	FOUNDATION PLAN - AREA A	✓	✓
S112	FOUNDATION PLAN - AREA B	✓	✓
S113	FOUNDATION PLAN - AREA C	✓	✓
S114	FOUNDATION PLAN - AREA D	✓	✓
S115	CHILLER YARD FOUNDATION - PLAN & DETAILS	✓	✓
S120	LEVEL 2 FRAMING PLAN - OVERALL	✓	
S121	LEVEL 2 FRAMING PLAN - AREA A	✓	
S122	LEVEL 2 FRAMING PLAN - AREA B	✓	✓
S123	LEVEL 2 FRAMING PLAN - AREA C	✓	✓
S124	LEVEL 2 FRAMING PLAN - AREA D	✓	✓
S130	LEVEL 3 FRAMING PLAN - OVERALL	✓	
S131	LEVEL 3 FRAMING PLAN - AREA A	✓	



Number	Title	May 24, 2024	Jun 27, 2024
		Addendum 3	Addendum 4
S132	LEVEL 3 FRAMING PLAN - AREA B	✓	
S133	LEVEL 3 FRAMING PLAN - AREA C	✓	✓
S134	LEVEL 3 FRAMING PLAN - AREA D	✓	
S140	ROOF FRAMING PLAN - OVERALL	✓	
S141	ROOF FRAMING PLAN - AREA A	✓	✓
S142	ROOF FRAMING PLAN - AREA B	✓	✓
S143	ROOF FRAMING PLAN - AREA C	✓	✓
S144	ROOF FRAMING PLAN - AREA D	✓	✓
S150	DRIVE THRU FRAMING PLANS	✓	✓
S151	TUNNEL DETAILS	✓	
S301	DRILLED PIER SCHEDULE, NOTES& TYPICAL DETAIL	✓	✓
S302	DRILLED PIER TYPICAL DETAILS	✓	✓
S303	EXPANSIVE CLAY SOIL DETAILS	✓	
S304	TYPICAL FOUNDATION DETAILS	✓	
S305	TYPICAL FOUNDATION DETAILS	✓	
S306	TYPICAL FOUNDATION DETAILS	✓	✓
S310	CONCRETE SECTIONS	✓	✓
S401	STEEL COLUMN DETAILS	✓	✓
S402			✓
S403	TYPICAL STEEL BEAM CONNECTION DETAILS	✓	
S404	TYPICAL STEEL BEAM CONNECTION DETAILS	✓	
S405	TYPICAL COMPOSITE STEEL DETAILS	✓	
S406	TYPICAL COMPOSITE STEEL DETAILS	✓	
S407	TYPICAL STEEL CONNECTION DETAILS	✓	✓
S408	TYPICAL STEEL DETAILS	✓	✓
S409	STEEL DETAILS	✓	✓
S410	STEEL DETAILS	✓	✓



Number	Title	May 24, 2024	Jun 27, 2024
		Addendum 3	Addendum 4
S411	STEEL DETAILS	✓	
S501	TYPICAL STEEL ROOF DETAILS	✓	
S502	TYPICAL STEEL ROOF DETAILS	✓	✓
S503	TYPICAL STEEL ROOF DETAILS	✓	
S504	STEEL ROOF DETAILS	✓	✓
S505			✓
S506	ENTRY CANOPY	✓	✓
S507	STEEL ROOF DETAILS	✓	
S601	WIND BRACE ELEVATIONS	✓	
S602	WIND BRACE TYPICAL DETAILS	✓	
S603	FRAMING ELEVATIONS	✓	
S701	LOBBY STAIR	✓	✓
S702	LOBBY STAIR	✓	
T000	TECHNOLOGY SYMBOLS & LEGEND	✓	
T100	TECHNOLOGY SITE PLAN	✓	
T110	TECHNOLOGY LEVEL 1 - OVERALL FLOOR PLAN	✓	
T111	TECHNOLOGY LEVEL 1 - FLOOR PLAN A	✓	
T112	TECHNOLOGY LEVEL 1 - FLOOR PLAN B	✓	✓
T113	TECHNOLOGY LEVEL 1 - FLOOR PLAN C	✓	
T114	TECHNOLOGY LEVEL 1 - FLOOR PLAN D	✓	
T120	TECHNOLOGY LEVEL 2 - OVERALL FLOOR PLAN	✓	
T121	TECHNOLOGY LEVEL 2 - FLOOR PLAN A	✓	
T122	TECHNOLOGY LEVEL 2 - FLOOR PLAN B	✓	
T123	TECHNOLOGY LEVEL 2 - FLOOR PLAN C & D	✓	
T130	TECHNOLOGY LEVEL 3 - OVERALL FLOOR PLAN	✓	
T131	TECHNOLOGY LEVEL 3 - FLOOR PLAN A	✓	
T132	TECHNOLOGY LEVEL 3 - FLOOR PLAN B	✓	



Number	Title	May 24, 2024	Jun 27, 2024
		Addendum 3	Addendum 4
T133	TECHNOLOGY LEVEL 3 - FLOOR PLAN C	✓	
T134	TECHNOLOGY LEVEL 3 - FLOOR PLAN D	✓	
T300	TECHNOLOGY ENLARGED VIEWS	✓	
T301	TECHNOLOGY ENLARGED VIEWS	✓	
T302	TECHNOLOGY ENLARGED VIEWS	✓	
T400	TECHNOLOGY TYPICAL DETAILS	✓	
T401	TECHNOLOGY TYPICAL DETAILS	✓	
TA000	AUDIOVISUAL SYMBOLS & LEGEND	✓	
TA110	AUDIOVISUAL LEVEL 1 - OVERALL FLOOR PLAN	✓	
TA111	AUDIOVISUAL LEVEL 1 - FLOOR PLAN A	✓	
TA112	AUDIOVISUAL LEVEL 1 - FLOOR PLAN B	✓	
TA113	AUDIOVISUAL LEVEL 1 - FLOOR PLAN C	✓	
TA114	AUDIOVISUAL LEVEL 1 - FLOOR PLAN D	✓	
TA115	AUDIOVISUAL LEVEL 1 - CEILING PLAN A & B	✓	
TA116	AUDIOVISUAL LEVEL 1 - CEILING PLAN C & D	✓	
TA120	AUDIOVISUAL LEVEL 2 - OVERALL FLOOR PLAN	✓	
TA121	AUDIOVISUAL LEVEL 2 - FLOOR PLAN A	✓	
TA122	AUDIOVISUAL LEVEL 2 - FLOOR PLAN B	✓	
TA123	AUDIOVISUAL LEVEL 2 - FLOOR PLAN C & D	✓	
TA124	AUDIOVISUAL LEVEL 2 - CEILING PLAN A & B	✓	
TA125	AUDIOVISUAL LEVEL 2 - CEILING PLAN C & D	✓	
TA130	AUDIOVISUAL LEVEL 3 - OVERALL FLOOR PLAN	✓	
TA131	AUDIOVISUAL LEVEL 3 - FLOOR PLAN A	✓	
TA132	AUDIOVISUAL LEVEL 3 - FLOOR PLAN B	✓	
TA133	AUDIOVISUAL LEVEL 3 - FLOOR PLAN C	✓	
TA135	AUDIOVISUAL LEVEL 3 - CEILING FLOOR PLAN A & B	✓	
TA136	AUDIOVISUAL LEVEL 3 - CEILING FLOOR PLAN C & D	✓	



Number	Title	May 24, 2024	Jun 27, 2024
		Addendum 3	Addendum 4
TA300	ENLARGED ELEVATION	✓	
TA301	ENLARGED ELEVATION	✓	
TA302	ENLARGED ELEVATION	✓	
TA303	ENLARGED ELEVATION	✓	
TA400	AUDIOVISUAL TYPICAL DETAILS	✓	
TS000	SECURITY SYMBOLS & LEGEND	✓	
TS100	SECURITY SITE PLAN	✓	
TS110	SECURITY LEVEL 1 - OVERALL FLOOR PLAN	✓	
TS111	SECURITY LEVEL 1 - FLOOR PLAN A	✓	
TS112	SECURITY LEVEL 1 - FLOOR PLAN B	✓	
TS113	SECURITY LEVEL 1 - FLOOR PLAN C	✓	
TS114	SECURITY LEVEL 1 - FLOOR PLAN D	✓	
TS120	SECURITY LEVEL 2 - OVERALL FLOOR PLAN	✓	
TS121	SECURITY LEVEL 2 - FLOOR PLAN A	✓	
TS122	SECURITY LEVEL 2 - FLOOR PLAN B	✓	
TS123	SECURITY LEVEL 2 - FLOOR PLAN C	✓	
TS124	SECURITY LEVEL 2 - FLOOR PLAN D	✓	
TS130	SECURITY LEVEL 3 - OVERALL FLOOR PLAN	✓	
TS131	SECURITY LEVEL 3 - FLOOR PLAN A	✓	
TS132	SECURITY LEVEL 3 - FLOOR PLAN B	✓	
TS133	SECURITY LEVEL 3 - FLOOR PLAN C	✓	
TS134	SECURITY LEVEL 3 - FLOOR PLAN D	✓	
TS400	SECURITY TYPICAL DETAILS	✓	
TS401	SECURITY TYPICAL DETAILS	✓	
TS500	SECURITY SCHEDULES	✓	
TS501	SECURITY SCHEDULES	✓	
001	VOL1- DRAWING INDEX	✓	



Number	Title	May 24, 2024	Jun 27, 2024
		Addendum 3	Addendum 4
01	Site Development Cover Sheet	✓	✓
001A	SITE PLAN	✓	
001B	Cover Sheet	✓	
002	VOL 2 - DRAWING INDEX	✓	
02	GENERAL NOTES	✓	
03	EXISTING CONDITIONS AND DEMOLITION PLAN	✓	
04	EROSION & SEDIMENTATION PLAN	✓	✓
05	EROSION& SEDIMENTATION CONTROL PLAN DETAIL	✓	
06	OVERALL SITE AND PAVING PLAN	✓	✓
07	SITE PLAN - A	✓	✓
08	SHEET TITLE SITE PLAN - B	✓	
09	SITE PLAN - C	✓	✓
10	SITE PLAN - D	✓	✓
11	SITE PLAN DETAILS	✓	
12	EXISTING DRAINAGE AREA MAP	✓	✓
13	EXISTING OFFSITE DRAINAGE AREA MAP	✓	
14	PROPOSED DRAINAGE AREA MAP	✓	✓
15	MASTER GRADING PLAN	✓	✓
16	GRADING PLAN - A	✓	✓
17	GRADING PLAN - B	✓	✓
18	GRADING PLAN - C	✓	✓
19	GRADING PLAN - D	✓	✓
20	MASTER DRAINAGE PLAN	✓	
21	DRAINAGE PLAN - A	✓	
22	SHEET TITLE DRAINAGE PLAN - B	✓	✓
23	DRAINAGE PLAN - C	✓	
24	DRAINAGE PLAN - D	✓	✓



Number	Title	May 24, 2024	Jun 27, 2024
		Addendum 3	Addendum 4
25	GRADING AND DRAINAGE DETAILS 1	✓	
26	GRADING AND DRAINAGE DETAILS 2	✓	
27	GRADING AND DRAINAGE DETAILS 3	✓	
28	WATER QUALITY DRAINAGE AREA MAP	✓	
29	WATER QUALITY POND & VEGETATIVE FILTER STRIP	✓	
30	POND DETAILS 1	✓	
31	POND DETAILS 2	✓	
32	WATER & WASTEWATER PLAN	✓	✓
33	FIRE PROTECTION PLAN	✓	✓
34	UTILITY DETAILS	✓	✓
35	CRAWLSPACE DRAINAGE AND GRADING PLAN	✓	
22020	COVER SHEET	✓	

Specifications Dated 5.23.24
Specifications Dated 6.20.24 (Addendum #4)
Geotechnical Report 11.2.23



**Qualifications, Clarifications
& Value Engineering**



Narrative

Percent Complete

TAB 5 - Qualifications & Value Engineering

Project Summary

The project consists of a new 120,224 sf 3-story Class A headquarters facility which will consolidate county administrative and business operations in a single modern facility that will support county governance for the foreseeable future. The Structure will have a cast in place concrete foundation and structural steel with a glass curtain wall and masonry exterior for floors one, two and three, a PVC roof, state of the art MEP and Special Systems, high level interior finishes and all associated site work and utilities. The project will be located in Georgetown, Texas.

General Requirements (Common to all Bid Packages)

- **Supervision and Administration**
 - Project supervision includes Project Superintendents with Project Management, Safety Coordinator, Estimating, and Administrative Assistants as necessary to complete the project as scheduled.
- **Temporary Facilities**
 - Project field office
 - Project storage containers as required
 - Project office supplies
 - Project office equipment as required
 - Project sign and safety signs
 - Temporary toilets
 - Site fencing and gates
 - Barricades and guard rails as required
- **Project Services**
 - Field engineering and layout
 - General cleanup and haul away trash
 - Final cleaning
 - After hours or weekend job site security are not included in our price
- **Personnel Hoisting**
 - Material and Personnel hoist as required
- **Temporary Utilities**
 - Field telephone service
 - Price includes electrical power consumption and temporary lighting required for construction up until permanent power is hooked up and operational. Once permanent power is connected, all subsequent electrical service costs shall be the responsibility of the Owner.
- **Equipment**
 - Transportation for supervisory personnel (rental of company owned vehicles)
 - Expendable tools
 - Small equipment rental

Permits, Bonds and Insurance

- The cost of all site and building permits are excluded
- Mechanical, Electrical & Plumbing trade permits are included
- Plan review Fees are excluded
- Price Excludes Utility Connection Fees, Recovery Fees, City Improvement & Aid Fees, Impact Fees and Assessment Fees
- General Liability, Auto, Worker Compensation, and Builders Risk Insurance are included
- The price includes the cost of performance and payment bonds

Project Schedule, Weather, and Work Hours

- Schedule
 - The Project Schedule will include pre-construction and construction activities and when fully developed will serve as the basis for the time required to complete the project
- Work Hours
 - Normal working days are Monday through Friday, excluding holidays. Work may take place at night or on weekends as coordinated with the Owner.

Environmental

- We have assumed that all environmental investigations and permits will be accomplished and paid for by the Owner if required
- The handling or abatement of hazardous materials are not included in this estimate



Narrative

Percent Complete

Building Inspections

- Inspections will be provided as required by local jurisdiction

Layout & Engineering

- Layout and engineering as required

Materials Testing

- Materials Testing is by Owner

Clarifications, Assumptions and Qualifications

- Design Services
- Architectural and Engineering design services are excluded
- Geotechnical Engineering and soils analysis reports are excluded

General Project Description - Bid Package No. 1

The Wilco HQ project at 1848 Texas Trail is an extensive planned site preparation venture, laying the groundwork for the construction of a 3-story, 120,000 square foot building. This extensive project involves the installation of underground utilities such as water, stormwater, wastewater systems, and a fire line loop encircling the building. Construction of a filtration pond designed to manage stormwater runoff from the parking areas. French drains will be installed in an effort to mitigate groundwater intrusion in the parking area and the building's foundation. The project also encompasses the development of a new parking area, featuring a lime-stabilized subgrade topped with curb, gutter, and an initial 1.5-inch layer of asphalt. This is not only designed to support construction equipment but also provides essential fire access during the site's development phase.

Site Prep & Clearing - 31-1100		100.00%
• Pothole Existing Site	1 LS	
• Clear & Grub Site	16 AC	
• Selective Clearing Site	1 AC	
• Demo Gas Line	1,285 LF	
• Demo Fence	3,430 LF	
• Sawcut HMAc	115 LF	
• Misc Demolition- Site	1 LS	
Site Concrete - 03-5100		48.69%
• 6" Concrete Paving	7,625 SF	
• Integral Curb	270 LF	
• Curb & Gutter & Ribbon Curb	12,200 LF	
• Site Sidewalk	27,590 SF	
• HC Ramps	11 EA	
Site Work - 31-1000		96.52%
• Strip Topsoil	6,530 CY	
• Excavation	38,100 CY	
• Embankment- Common Fill	27,600 CY	
• Subgrade Building Pad	5,200 SY	
• 2' Wide Clay Cap At Building	80 CY	
• Spoil Disposal	1,300 LD	
• Backfill Curb	12,200 LF	
• Fine Grade Around Building	2,550 SY	
• Respread Topsoil 4"	3,660 CY	
• Staging Area & Access 8" Flex Base & Removal	5,865 SY	
• Traffic Control For Site	18 MO	
Erosion Control - 31-2500		50.38%
• SW3P	18 MO	
• Silt Fence	2,300 LF	
• Construction Entrance	2 EA	
• Concrete Wash Pit	1 EA	
• Rock Berm	170 LF	
• Tree Protection	3,800 LF	
• Inlet Protection	23 EA	
• Reveg Offsite Work- Bermuda	44,440 SY	
• Reveg Onsite Work- Bermuda	33,250 SY	
• Dewatering Skimmer At Pond	1 EA	
• Temp Watering	78,885 SY	



Narrative

Percent Complete

Narrative		Percent Complete
Paving - 32-1217		76.55%
• Subgrade Prep- 3' BOC	34,740 SY	
• 8" Lime Stabilization	33,855 SY	
• 10" Flex Base- 3' BOC	18,750 TN	
• 8" Flex Base- 3' BOC- Concrete	420 TN	
• 3" HMAC TY D- Pg64-22 W/Rap	27,025 SY	
• Clean 1ST Course HMAC Paving	27,025 SY	
• Striping and Signage- Site	1 LS	
• Traffic Control	1 LS	
Landscaping - 32-9300		100.00%
• Paving Sleeves- 1-4" & 1-6" PVC	460 LF	
Dry Utility - 33-0100		100.00%
• Electrical & Telecom Conduits	1 LS	
• 4" Electrical Sleeve For Food Truck	625 LF	
Water - 33-1100		97.28%
• Tie To Waterline	2 EA	
• 8" DI Fire Line	2,285 LF	
• 6" DI Fire Line	135 LF	
• 4" PVC Waterline	950 LF	
• 2" Copper Waterline	60 LF	
• 6" DI Fire Lead	100 LF	
• 4" Gate Valve	1 EA	
• 8" Tee and Stub For Future	3 EA	
• Fire Department Connection	1 EA	
• Fire Hydrant Assembly	4 EA	
• 8" Fire Riser Assembly	1 EA	
• 6" Fire Riser Assembly	1 EA	
• 2" Irrigation Meter Assembly W/ BFP	1 EA	
• 4" Meter With Vault	1 EA	
• 10" RPZ	1 EA	
• 4" Backflow Preventer W/ Vault	1 EA	
• 4" Empty Conduit For Food Truck Service	625 LF	
• Temporary Utilities To Trailer Compound	1 LS	
• Flow Fill and Patch Roadway Crossing	1 LS	
• Test Waterline	3,465 LF	
• Traffic Control	1 LS	
• Trench Safety	3,465 LF	
Wastewater - 33-3100		100.00%
• Tie To Wastewater Manhole and Rehab	1 EA	
• 8" Wastewater Line	460 LF	
• 4' Wastewater Manhole	1 EA	
• Large Diameter Cleanout	1 EA	
• 8" Cleanout	1 EA	
• Test & Camera WWL	460 LF	
• Trench Safety	460 LF	
Wet Pond - 33-4700		100.00%
• Trash Rack With Concrete Pad	1 EA	
• 6" PVC SSL Outfall	65 LF	
• 6" Actuator Valve With Manhole	1 EA	
• 6" Safety End Treatment	1 EA	
• Electrical Service For Actuator Valve	1 LS	
• Overflow Weir	1,255 SF	
• Geomembrane Pond Liner With Soil Cover and Filter Fabric	23,280 SF	
• 36"X36" Concrete Pad For Actuator Valve	1 EA	
• Temp Watering At Pond	1 LS	



Narrative

Percent Complete

Narrative	Percent Complete
Storm Sewer - 33-4000	100.00%
• 6" PVC French Drain	1,980 LF
• 6" PVC Discharge Line- French Drain	680 LF
• 6" PVC Storm Sewer Line	195 LF
• 12" PVC SSL	75 LF
• 12" RCP SSL	450 LF
• 18" RCP SSL	1,440 LF
• 24" RCP SSL	665 LF
• 36" RCP SSL	800 LF
• 6X3 Box Culvert	95 LF
• 6" Cleanout	17 EA
• 2X2 Grate Inlet	3 EA
• 3X3 Grate Inlets	7 EA
• 4X4 Grate Inlets	7 EA
• 10' Curb Inlets	9 EA
• 6X6 Junction Box	1 EA
• 4' Storm Sewer Manhole	1 EA
• 6X3 Box Culvert Headwall	2 EA
• 6" Safety End Treatment	3 EA
• 12" Safety End Treatment	3 EA
• 24" Safety End Treatment	1 EA
• 36" Safety End Treatment	2 EA
• Rock Rip Rap	40 CY
• Trench Safety	6,380 LF
Work yet to procured - 51-8920	0.00%
GC Fee 8.92% - 01-4123	76.91%

Exclusions - Bid Package No. 1

- The following items are not included in our Cost Estimate:
 - Architectural or Engineering Fees
 - Materials testing cost
 - Permit fees
 - Impact fees of any kind
 - Grout Filling Of Existing Utility Lines To Be Abandoned Is Excluded
 - Cement Stabilized Subgrade Is Excluded
 - Railroad Insurance And Crossings Are Excluded
 - Brick Pavers, Subbase And Hardscape Is Excluded
 - All Site Electrical Is Excluded Except For Ductbank For Electrical And Telecom Listed Above
 - Utility connection fees of any kind
 - Assessment Fees to be paid by Owner
 - Hazardous material assessment, removal, or abatement
 - Engineer stamped steel shop drawings
 - Landscape maintenance
- The following items are to be provided and installed by the Owner
 - Furnish of Security Cameras and Head-end Equipment
 - Furnish of Wireless Access Points & Equipment
 - Seating and Tables unless noted otherwise above
 - All non-fixed furnishings unless noted otherwise above
 - Any Owner's Betterment Allowance
 - Any items noted in this scope narrative as "not included" or "not included in price"



Narrative

Percent Complete

General Project Description - Bid Package No. 2

The scope of working includes building concrete work and the supply of HVAC and electrical components. The concrete scope includes the installation of drilled piers, a 3" mud slab, grade beam walls with waterproofing, concrete columns in the crawl space, 10" chiller pad slab, Slab on void form & beams at exterior stoops. The HVAC scope consists of supplying three chillers manufactured by Daikin, as per the basis of design. The electrical scope involves supplying a switchboard package with quick ship and adding temporary electrical to the site.

Contribution in Aid to Construction (Georgetown Utilities) - 33-7100		100.00%
• Fixed Costs	1 LS	
• Additional Costs	1 LS	
Building Concrete - 03-5300		91.20%
• Drilled Piers	116 EA	
• 3" Mud Slab	43,422 SF	
• Grade Beam Walls	292 CY	
• Waterproof Grade Beam Walls	4,787 SF	
• Concrete Columns In Crawl Space	41 EA	
• 10" Chiller Pad	2,150 SF	
• Alternate Included		
• Slab on Void Form & Beams at Exterior Stoops	2,764 SF	
HVAC - 23-3000		97.53%
• 3x Chillers (BOD Manufacture Daikin)	1 LS	
• Bond	1 LS	
Electrical - 26-1000		89.88%
• Switchboard Package	1 LS	
• Quick Ship Add	1 LS	
• Bond	1 LS	
• Temporary Electrical to Site	1 LS	
• Add temporary power to job site 400a single phase		
• Includes stub up (3") to street pole, disconnect & meter(FBO) on rack/mast just other side of fence		
• Conduit & wire taken approximately 400' into site		
• Includes a 1" PVC UG to conex area		
Layout Engineering, CAD & Drone Coordination - 51-7100		87.50%
• Layout all site work and CAD services for construction	80 HRS	
• Drone Survey	20 EA	
Work yet to procured - 51-8920		0.00%
GC Fee 8.92% - 01-4123		85.42%

Exclusions - Bid Package No. 2

- The following items are not included in our Cost Estimate:
 - Any Addendums other than #1 and #2
 - Architectural or Engineering Fees
 - Materials testing cost
 - Permit fees
 - Impact fees of any kind
 - Gas Line Demolition (Currently in Progress by Atmos)
 - Utility connection fees of any kind
 - Assessment Fees to be paid by Owner
 - Hazardous material assessment, removal, or abatement
 - Engineer stamped steel shop drawings
 - Landscape maintenance
- The following items are to be provided and installed by the Owner
 - Any Owner's Betterment Allowance
 - Any items noted in this scope narrative as "not included" or "not included in price"
 - Tunnel Headwall Structure, French Drain, Underslab Drainage, Elevator Pit Walls, Elevator Sump Pump, Light Pole Bases, MEP Pads At Chiller Yard, Concrete Stairs, Topping Slabs
 - Mud Slab Bid Per Addendum 1 Call Outs, Not Per Scope Package.
 - Concrete Allowance Not Provided. Note 13 On S011 Is Not Complete.



Narrative

Percent Complete

General Project Description - Bid Package No. 2A

The scope of working includes release for Structural Steel Shop Drawings only

Structural Steel (Shop Drawings Only) - 05-1223 100.00%

• Shop Drawings/Detailing Only

1 LS

- This would include the Structural Steel, Joist and Deck and Stair/Rails detailing. This will not secure a production slot or allow for the purchase of materials.

GC Fee 8.92% - 01-4123 100.00%

Exclusions - Bid Package No. 2A

- The following items are not included in our Cost Estimate:
 - Any Addendums other than #1 #2 & #3 #4
 - Architectural or Engineering Fees
 - MEP Commissioning
 - Materials testing cost
 - Permit fees
 - Impact fees of any kind
 - Gas Line Demolition
 - Utility connection fees of any kind
 - Assessment Fees to be paid by Owner
 - Hazardous material assessment, removal, or abatement
 - Engineer stamped steel shop drawings
 - Landscape maintenance
- The following items are to be provided and installed by the Owner
 - Any Owner's Betterment Allowance
 - Any items noted in this scope narrative as "not included" or "not included in price"

General Project Description - Bid Package No. 3

The project consists of a new 120,224 sf 3-story Class A headquarters facility which will consolidate county administrative and business operations in a single modern facility that will support county governance for the foreseeable future. The Structure will have a cast in place concrete foundation and structural steel with a glass curtain wall and masonry exterior for floors one, two and three, a PVC roof, state of the art MEP and Special Systems, high level interior finishes and all associated site work and utilities. The project will be located in Georgetown, Texas. Bid Package No.3 includes all project scopes required to construct the entire Project that are not otherwise included in Bid Packages 1, 2, and 2A.

Jobsite Equipment - 01-5430 0.20%

- Crane/Lifts 10 mo
- Temporary Shoring 1 LS

Mechanical Screen Fence - 02-0440 17.32%

- Material & Install 1 LS
- Condensing Unit 35'-0" x 8'-0" 1 1 LS
- Condensing Unit 7'-2" x 8'-0" 1, Double Swing 1 LS
- Chiller Pad 94'-0" x 10'-0 1 1 LS
- Chiller Pad 3'-9" x 10'-0" 1, Single Swing 1 LS
- Chiller Pad 11'-0" x 10'-0" 1 1 LS
- Dumpster Enclosure 16'-0" x 9'-0" 1, Double Swing 1 LS
- Install 1 LS

Miscellaneous - 03-0300 48.47%

- **Temporary Fall Protection** 1 LS
- **RFI #17**
 - 18" Rcp Ssl (7) LF
 - 24" Rcp Ssl 24 LF
 - Upgrade Rcp Bends To 24" 1 EA
- **RFI #32**
 - Deduct 4" Domestic Waterline (505) LF
 - Add 2" Domestic Waterline 505 LF
- **Addendum #3- Sitework**
 - Revised Grading At Trail Near Slope 1 LS



Narrative

Percent Complete

Narrative	Quantity	Unit	Percent Complete
• Addendum #3- Water			
• Upgrade RPA Enclosure- Hubble HB- 10E	1	EA	
• Deduct 4" Meter Assembly W/Vault	(1)	EA	
• Deduct 4" Backflow Preventer W/ Vault	(1)	EA	
• Deduct 2" Irrigation Meter W/ RPZ	(1)	EA	
• Add 4" Copper Waterline	40	LF	
• Add 3" Ultrasonic Meter Assembly W/ Vault- DOM	1	EA	
• Add 3" Backflow Preventer W/ Vault- DOM	1	EA	
• Add 3" Ultrasonic Meter Assembly W/ Vault- Irrigation	1	EA	
• Add 2" Zurn Backflow Preventer Assembly- Irrigation	1	EA	
• Add Additional 12" Bends	2	EA	
• Addendum #3- Gas			
• Gas Trench And Backfill	880	LF	
• 2" Poly Gas Line	880	LF	
• 2" Service Riser	1	EA	
• Hot Tap Tie-In	1	EA	
• Electric Ductbank- Rev Per Gus			
• Deduct 4" Conduit	(1,470)	LF	
• Add 2" Conduit Per Gus	1,960	LF	
• Add Transformer Pad	1	EA	
• Add Flow Fill At Screenwall Footing	10	CY	
• Addendum #3- Telecom Changes			
• Trench Bed And Backfill	1,373	LF	
• 2" Conduit And Fittings	373	LF	
• 4" Conduit And Fittings	2,000	LF	
• 36"X36" Telecom Manhole	3	EA	
• Pull Tape And Proofing	2,373	LF	
• Revised Onsite Telecom			
• Trench Bed and Backfill	1,373	LF	
• 2" Conduit & Fittings	373	LF	
• 4" Conduit & Fittings	2,000	LF	
• 36" x 36" Telcom Manhole	3	EA	
• Pull tape and Proofing	2,373	EA	
• 3PH Transformer	1		
• 2" Conduits & Fittings	490	LF	
Site Concrete - 03-5100			34.60%
• 6" Concrete Paving	7,810	SF	
• Integral Curb	290	LF	
• Curb & Gutter	915	LF	
• Site Sidewalk	3,980	SF	
• HC Ramps- Large	4	EA	
• Sidewalk- Roadway	14,535	SF	
• Sidewalk- Building	8,550	SF	
• Sidewalk Heavy Duty- Building	1,465	SF	
• Sidewalk- Acid Etch	3,205	SF	
• Sidewalk Steps- Acid Etch	330	TRFT	
• Concrete Wall @ Landing- Sidewalk	4	CY	
• Island Concrete Cap	400	SF	
• Drive Thru Maintenance Pad	45	SF	
• Site Bollard	22	EA	
• Collapsable Bollard	22	EA	
• Light Pole Base	42	EA	
• Light Column Base	112	EA	
• Bollard Light Pad	45	EA	
• Flagpole Base	2	EA	
• Light Pole Base Collar	31	EA	
• Light Column Base- Collar	112	EA	
• Site Concrete- Addendum #4			
• 6" Concrete Paving	195	SF	
• Concrete Flume Curb	10	LF	
• Concrete Flume	30	SF	
• Sidewalk - Building	45	SF	



Narrative

Percent Complete

Building Concrete - 03-5300	23.33%
------------------------------------	---------------

• Elevator Pit	30	CY
• 3.5" Slab on Metal Deck- Fl 1,2, & 3	124,384	SF
• Concrete- Pan Stairs	12	FLGT
• Interior MEP Pads	1,272	SF
• Exterior MEP Pads	588	SF
• Drive Thru Foundations	13	CY
• Drive Thru- Tunnel Complete	93	LF
• Screen Wall Footing	198	LF
• Building Concrete- Addendum #4	1	LS
• Columns/ Slab on Void Added Rebar	1	LS
• Slab on Grade Added Embeds	4	EA
• 18" Pier at Screenwall Add	5	EA

Masonry - 04-0200	4.07%
--------------------------	--------------

• Standard Grey CMU At CMU Vault/Research/Storage of Building	1	LS
• Standard Grey CMU At Site Walls	1	LS
• Interior Cream Limestone Panels On Honeycomb Backing	1	LS
• Exterior Cream Limestone Panels (Typ. 48" Tall X 16" Long)	1	LS
• Cream Limestone Cut Stone Sills, and Copings	1	LS
• Site Landscape Cream Limestone Veneer (W1, W2, W3, W4) (9X20 Veneer & 4X20 Bands)	1	LS
• Site Landscape Cream Limestone Caps (W1, W2,W3, W4)	1	LS
• Split Face CMU at Service Yard/ Dumpster Screen Wall with Stone Veneer & Stone Cap	1	LS
• Rebar Reinforcing For CMU Walls (No Dowels)	1	LS
• Typical Rebar Shop Drawings	1	LS
• Setting of Hollow Metal Door Frames in CMU Walls	1	LS
• Stone At Drive Through Canopy A002, A003	1	LS
• Site Stair Wall A005, A009	1	LS
• Shop Drawings For Stone Veneer and Caps	1	LS
• Labor, Labor-Related Taxes & insurance	1	LS
• Equipment (For Bricklayers' Use Only)	1	LS
• Wash-Down @ New Masonry (Not Grey CMU)	1	LS
• Masonry At Mock-Up Wall & Mock-Up At V Column Per A010	1	LS
• Two (2) Mobilization and Set-Ups	1	LS
• Regularly Scheduled Visits From Our Full-Time Corp. Safety Director	1	LS
• Certified Competent-Person Scaffold Erection Supervision	1	LS
• Licensed Forklift Operators	1	LS
• Wire, Ties, and Accessories	1	LS
• Grout Fill @ Masonry	1	LS
• Temporary Bracing of New CMU Walls to Slab Per industry Standard	1	LS
• Installation of Loose Lintels (Supplied By Others) Up to 100 Lbs	1	LS
• Additional mobilizations (beyond 2 included in base bid)	2	LS
• Proposal is contingent upon the use of an Engineered anchor Allowance of \$197,800	1	LS
• Includes the exterior stone panels with the high hat/ channels and stone anchors, the standard stone anchors at the stone sills and caps, & the standard stainless steel wall ties with polymer coated screws at the site landscape veneer		
• Proposal is made contingent upon the portion of the service yard screen wall that is Split face CMU on both sides to be installed as doubled wythe 4" CMU split face- not a 8" split face CMU.		
• Proposal is made contingent upon the 8" CMU 4-hr walls of the Vault/ Research/ Storage walls vertical reinforcing being based on 1-#5 @48" OC typical and the walls being grouted solid for the 4-hr rating requirement.		
• Proposal is contingent upon the cream limestone being provided from an alternate stone manufacturer than those listed in the specs. (044313-2.1&2.2) Cream limestone provided will be either a Texas Cream or Cordova Cream, not the Austin Crème due larger piece sizes producing much more waste of material from the Austin Crème.		
• Grey CMU will have a range of color and texture that is present from the manufacturer. This pricing is made contingent upon all exposed Grey CMU being painted or covered by others. Brazos Masonry is not responsible for color or texture ranges found in exposed Grey CMU walls.		
• The interior stone on honey comb backing will be from a separate manufacturer than the rest of the cream limestone and is not guaranteed to match the exterior stone.		
• Bond	1	LS



Narrative

Percent Complete

Structural Steel - 05-0000	90.69%
• 10 Ton Allowance	1 LS
• Misc Steel	1 LS
• Bond	1 LS
• Fabricated Miscellaneous Steel	
• Inclusions	
• Structural Steel: 964 Tons of structural steel consisting of the following:	
• Columns	1 LS
• Beams	1 LS
• AESS V columns at Balcony and Drive Thru	1 LS
• Moment connections where shown on plans	1 LS
• Shear studs supply and installed	1 LS
• Deck edge angle and bent plate	1 LS
• Overhead door jamb tubes	1 LS
• Elevator guide rail support posts	1 LS
• Elevator divider beams	1 LS
• Elevator hoist beams	1 LS
• RTU support frames	1 LS
• Roof drain support frames	1 LS
• Beam lateral bracing	1 LS
• Column bracing angles	1 LS
• Deck support angles at column penetrations per 12/S405	1 LS
• Wind bracing	1 LS
• Drive Thru framing	1 LS
• Roof tie-off anchor framing per 7/S503 with Davits & Tiebacks for Window Washing	1 LS
• Hanging curtain support framing at Commissioners Court E2201 per 3/S410	1 LS
• Balcony Storefront support framing per 12/S410	1 LS
• Masonry hangar support framing per 3/S408 and similar	1 LS
• Areaway steel grating and embedded steel angle frames	1 LS
• Elevator sump pit steel grating and embedded steel angle frames	1 LS
• Embedded beam bearing assemblies Quantity of 12	1 LS
• Mockup material per A010 Quantity of 6	1 LS
• Dias wall steel support per B5/A424 Quantity of 4	1 LS
• Structural steel in the crawl space to be coated with Carboline "Carboguard 890" single coat epoxy primer. All other steel to be shop primed with the exception of steel that receives fireproofing	1 LS
• Fabricated Miscellaneous Steel: 28 tons of fabricated miscellaneous metals as follows:	
• Interior concrete pan stair E-1B	
• HSS 12x2 stringers	1 LS
• 56 total risers	1 LS
• DECORATIVE RAILING EXCLUDED	1 LS
• Primed	1 LS
• Interior concrete pan stair W-4	1 LS
• HSS 12x2 stringers	1 LS
• 56 total risers	1 LS
• 52 l.f. sloped steel 10-line rail (attached SS handrail by others)	1 LS
• 18 l.f. steel 10-line guardrail	1 LS
• SS wall rail by others	1 LS
• 12 l.f. steel cane detection rails	1 LS
• Primed	1 LS
• Interior concrete pan stair E-3	1 LS
• HSS 12x2 stringers	1 LS
• 56 total risers	1 LS
• 52 l.f. sloped steel 10-line rail (attached SS handrail by others)	1 LS
• 37 l.f. steel 10-line guardrail	1 LS
• SS wall rail by others	1 LS
• 12 l.f. steel cane detection rails	1 LS
• Primed	1 LS
• Interior Terrazzo tread Lobby stair	1 LS
• HSS 16x16 with 1/2" plate stringers	1 LS
• 28 total risers	1 LS
• SS RAILING by others	1 LS
• Primed	1 LS
• Steel elevator pit ladders – galvanized. Quantity of 3	1 LS
• Steel floor hatch access ladders – galvanized. Quantity of 2	1 LS
• Aluminum O'Keefe 523A roof hatch access ship's ladders – mill finish. Quantity of 2	1 LS



Narrative

Percent Complete

• Pair steel Dumpster enclosure gate frames – galvanized. Gate skins by others	1 LS
• Pair steel Chiller enclosure gate frames – galvanized. Gate skins by others	1 LS
• 35 l.f. steel 3-line guardrail at CIP stair South – galvanized	1 LS
• 14 l.f. steel 3-line guardrail at CIP stair West – galvanized	1 LS
• Metal Deck: 1,933 Squares of metal deck and accessories as follows:	1 LS
• Type 3VLI, 20ga, G90 decking. Approx 484 sqs	1 LS
• Type 3VLI, 20ga, G30 decking. Approx 853 sqs	1 LS
• Type 1.5B, 22ga, G60 decking. Approx 504 sqs	1 LS
• Type 3NL-32, 22ga, G60 decking. Approx 92 sqs	1 LS
• Joists, Girders, and Bridging: 38 Tons of girders, joists and bridging as follows:	1 LS
• 176 total pieces	1 LS
• Gray primer	1 LS
• Standard Exclusions	
• In addition to any items not specifically included in the “Inclusions” section, the following items are excluded, unless otherwise noted.	
• Cost of testing or inspection	
• Liquidated damages	
• Gaged metal	
• Non-ferrous metal fabrications	
• Fasteners for other trades	
• Standing seam roof decking and accessories	
• Gutter and downspout components	
• Any item not specifically included	
• Removal of decking from openings	
• Items bolted to concrete or masonry	
• Expansion joints and related components	
• All Stair Nosing Materials	
• Cost of permits	
• Taxes (UNO)	
• Installation of embedded items	
• Supply of and installation of grout	
• Supply of and application of touch up paint (Covered by Chasco)	
• Installation of wall mounted handrails	
• Reinforcing steel, wire mesh & accessories	
• Cleaning of steel (Covered by Chasco)	
• Furnishing copies of Insurance Policies	
• Field measurements or surveys (Covered by Chasco)	
• Safety Cables: furnish, maintenance, removal	
• Matting for cranes	
• Temporary shoring or bracing	
• Retained funds on materials	
• LEED Category MR-5	
• Permanent Horizontal Life Line Systems	
• Planters and Steel Edging	
• Project Specific Exclusions	
• All Exclusions listed above in the Standard Exclusions where applicable for this project UNO in the Inclusions above	
• Installation of Wall Rails	
• Core Drilling of concrete for rail installation	
• Grout or Grouting	
• Any Light Gage Studs, Framing, Deck Installation Over, & Associated Hardware	
• All Unistrut Components, Hardware, and Installation	
• Any Aluminum, Stainless Steel, Brass, Bronze, Glass, or Cast Material & Associated Hardware	
• All Railing noted as being Decorative or Ornamental	
• All Chain Link and Gauge Metal Tube Steel Fencing, Posts, & Associated Hardware	
• Any Light Poles, Flag Poles, Signs, Signposts, & Associated Hardware	
• Bike Racks	
• Stud Rails	
• Powder Coating, Blackened, Bluing, etc. of steel unless specifically noted in the inclusions above	
• Demolition, Repair, Re-Installation, Removal, and Disposal of Existing Materials	
• Cages for Exterior Roof Access Ladders – No Longer Required per Updated OSHA 1910.23 Standard	
• Any Fall Arrest Systems for Ladders	
• Taxes	
• Ametco fencing at Chiller Pad	
• Decorative railing	



Narrative

Percent Complete

- Slotted channel framing
- Transverse loading of joist
- **Deduct for Shop Drawings in Bid Package 2A**

Rough Carpentry - 06-0100		0.00%
• Rough Carpentry	1 LS	
• Bond	1 LS	
Finish Carpentry & Cabinets - 06-2200		0.00%
• See attached proposal	1 LS	
• Forms+Surfaces Column Covers	16 LS	
• Bond	1 LS	



P.O. BOX 71
 HUTTO, TX 78634
 PH: (512) 759-1330 FAX (512) 759-1332

Bid Sheet for:

Chasco Constructors

DATE

7/24/2024

Project	BID- NEW WILLIAMSON COUNTY HEADQUARTERS FACILITY
Project Address	1848 Texas Trail Georgetown, Tx. 78626
Contact:	Scott Badgett
E-mail	scott@chasco.com
Phone #	512 244 0600

INCLUDED IN SCOPE

<p>SHEET A111 ENLARGED PLAN D2/A402, ELEVATION A2/A408 & A3/A408 (DRIVE•THRU / CASHIER W1535):</p> <ul style="list-style-type: none"> • A&M 2.0 CONCEALED IN•WALL SUPPORT BRACKETS • PL•1 BASE CABINETS WITH MELAMINE INTERIORS • SSM1 SOLID SURFACE COUNTERTOP
<p>SHEET A111 ENLARGED PLAN C3/A401, ELEVATION A2/A408 & A3/A408 & C3/A408 (TAX LOBBY COUNTERS W1501):</p> <ul style="list-style-type: none"> • A&M 2.0 CONCEALED IN•WALL SUPPORT BRACKETS • PL•1 BASE CABINETS WITH MELAMINE INTERIORS • SSM1 SOLID SURFACE COUNTERTOP • WP•1 3FORM FRAMED DIVIDER PANELS • (WC2 WALL COVERING BY OTHERS , KNEE WALLS BY OTHERS)
<p>SHEET A112 ENLARGED PLAN A1/A401, ELEVATION A4/A405, B3/A405 & B4/A405 (COFFEE W1545):</p> <ul style="list-style-type: none"> • PL•3 BASE CABINETS WITH MELAMINE INTERIORS • PL•3 FLOATING SHELVES • PL•3 WHITE UPPER CABINETS WITH WHITE MELAMINE INTERIORS • SSM2 SOLID SURFACE COUNTERTOP • SHOP•FABRICATED BLACK P•LAM BOOTH FRAMES WITH UPH3 UPHOLSTERED SEAT BACKS, UPH2 UPHOLSTERED SEAT BOTTOMS • SSM2 WALL CAP • MP1 LASER•CUT METAL PANEL • (KNEE WALL AT BOOTH SEATING BY OTHERS)
<p>SHEET A112 ENLARGED PLAN C1/A401, ELEVATION B5/A407 (LACTATION W1522):</p> <ul style="list-style-type: none"> • PL•1 BASE CABINETS WITH MELAMINE INTERIORS • PL•1 OPEN CABINETS WITH PL•1 INTERIORS • SSM3 QUARTZ COUNTERTOP • (TILE SPLASH BY OTHERS)
<p>SHEET A112 ENLARGED PLAN C1/A401, ELEVATION C1/A405 & D1/A405 (STAFF RESTROOM W1520 & W1521):</p> <ul style="list-style-type: none"> • SSM3 QUARTZ COUNTERTOP • SSM3 TOP TURN DOWN • (TILE SPLASH BY OTHERS) • 2X3 STEEL TUBE SUPPORT MOUNTED UNDER TOP ALONG LEADING EDGE, BOLTED TO END WALLS THROUGH FLANGE • (IN•WALL BLOCKING BY OTHERS, COORDINATE WITH EURO•TEX FOR BLOCK LOCATION)
<p>SHEET A112 ELEVATION D1/A408, D2/A408 & D3/A408 (CASH COUNT W1514):</p> <ul style="list-style-type: none"> • PL•1 UPPER AND LOWER CABINETS • PL•1 TALL STORAGE CABINETS • SSM1 SOLID SURFACE COUNTERTOPS)
<p>SHEET A112 ENLARGED PLAN B2/A402, ELEVATION B1/A408, B2/A408 & B3/A408 (DEALER ADMIN W1510 & DEALER LOBBY W1102):</p> <ul style="list-style-type: none"> • PL•1 UPPER AND LOWER CABINETS • PL•1 TALL STORAGE CABINETS • SSM1 SOLID SURFACE COUNTERTOPS
<p>SHEET A112 ELEVATION A1/A407, A2/A407 & A3/A407 (MAIL W1803):</p> <ul style="list-style-type: none"> • PL•1 LOWER CABINETS • SSM1 SOLID SURFACE COUNTERTOPS

<p>SHEET A113 ELEVATION C5/A407 (RESEARCH LIBRARY E1301):</p> <ul style="list-style-type: none"> • PL • 1 LOWER CABINETS • SSM1 SOLID SURFACE COUNTERTOPS
<p>SHEET A113 ELEVATION A5/A407 (PLATS WORK E1203):</p> <ul style="list-style-type: none"> • PL • 1 UPPER & LOWER CABINETS WITH WHITE MELAMINE INTERIORS • SSM1 SOLID SURFACE COUNTERTOPS
<p>SHEET A113 ELEVATION C1/A406, C2/A406 & C3/A406 (VAULT E1232):</p> <ul style="list-style-type: none"> • PL • 1 UPPER & LOWER CABINETS WITH WHITE MELAMINE INTERIORS • SSM1 SOLID SURFACE COUNTERTOPS
<p>SHEET A113 ENLARGED PLAN A5/A402, ELEVATION A1/A405 (COFFEE E1227):</p> <ul style="list-style-type: none"> • PL • 3 UPPER AND LOWER CABINETS • SSM3 QUARTZ COUNTERTOPS
<p>SHEET A113 ENLARGED PLAN D1/A401, ELEVATION C1/A405 & D1/A405 (STAFF RESTROOM E1228 & E1229):</p> <ul style="list-style-type: none"> • SSM3 QUARTZ COUNTERTOP • SSM3 TOP TURN DOWN • (TILE SPLASH BY OTHERS) • 2X3 STEEL TUBE SUPPORT MOUNTED UNDER TOP ALONG LEADING EDGE, BOLTED TO END WALLS THROUGH FLANGE • (IN • WALL BLOCKING BY OTHERS, COORDINATE WITH EURO • TEX FOR BLOCK LOCATION)
<p>SHEET A113 ENLARGED PLAN D3/A402, ELEVATION A2/A409, B4/A409 & C4/A409 (MEN'S RR E1105, FAMILY RR E1006, WOMEN'S RR E1107):</p> <ul style="list-style-type: none"> • SSM3 QUARTZ COUNTERTOP • SSM3 TOP TURN DOWN • (TILE SPLASH BY OTHERS) • A&M 2.0 CONCEALED IN • WALL SUPPORT BRACKETS • 2X3 STEEL TUBE SUPPORT MOUNTED UNDER TOP ALONG LEADING EDGE, BOLTED TO END WALLS THROUGH FLANGE • (IN • WALL BLOCKING BY OTHERS, COORDINATE WITH EURO • TEX FOR BLOCK LOCATION)
<p>SHEET A114 ENLARGED PLAN A4/A402, ELEVATION B2/A406 & B4/A406 (WORKROOM E1221):</p> <ul style="list-style-type: none"> • PL • 1 UPPER & LOWER CABINETS WITH WHITE MELAMINE INTERIORS • SSM1 SOLID SURFACE COUNTERTOPS
<p>SHEET A114 ELEVATION D1/A406 (VITAL WORK ROOM E1207):</p> <ul style="list-style-type: none"> • PL • 1 UPPER & LOWER CABINETS WITH WHITE MELAMINE INTERIORS • SSM1 SOLID SURFACE COUNTERTOPS
<p>SHEET A114 ENLARGED PLAN B1/A424, ELEVATION A2/A424 & A3/A424, DETAIL D1/A424, D2/A424, D3/A424 (RECEPTION DESK):</p> <ul style="list-style-type: none"> • SHOP • FABRICATED RADII KNEE WALL WITH BLACK 1595 • 60 PLASTIC LAMINATED INTERIORS WITH REMOVABLE INTERIOR PANELS • A&M CONCEALED COUNTERTOP SUPPORT • SSM5 SOLID SURFACE THERMOFORMED CLADDING ON DESK EXTERIOR • SSM5 LOWER TOP, BACKSPLASH, AND TRANSACTION COUNTERTOP • TRB1 BASEBOARD BY OTHERS • STAINLESS STEEL LAMINATED INTERIOR BASE BY EUROTEx
<p>SHEET A114 ENLARGED PLAN D1/A618, ELEVATION D1/A620, D3/A620, D1/A621, D3/A621, D2/A622, DETAILS C/A424 (UNDER STAIRS BENCH):</p> <ul style="list-style-type: none"> • SHOP • FABRICATED PLYWOOD FRAMEWORK FOR UNDER THE STAIRS BENCH, BENCH CLAD IN SSM5 SOLID SURFACE
<p>SHEET A114 ENLARGED PLAN D1/A618, ELEVATION D1/A620, D3/A620, D1/A621, D3/A621, D2/A622, DETAILS C/A424 (AWP2 & AWP2A PANELS AT STAIR EXTERIOR):</p> <ul style="list-style-type: none"> • TERRAMAI WOOD WALL SLATS SCREWED DIRECTLY TO HAT TRACK AND BREAK METAL • SSM5 SOLID SURFACE RAILING CAP • (ALL BLOCKING, BREAK METAL, HAT TRACK, AND FRY REGLET SUPPLIED AND INSTALLED BY OTHERS)
<p>SHEET A114 ELEVATION B2/A407 (CCR LOBBY E1201):</p> <ul style="list-style-type: none"> • WP6: 4' X 8' FORBO BULLETIN BOARDS IN FRAMES. QTY: 4
<p>SHEET A113 & A114 ENLARGED PLAN B1/A402, ELEVATION B1/A604 & D2/A406, D3/A406, D4/A406, D5/A406 (CCR LOBBY COUNTERS E1501):</p> <ul style="list-style-type: none"> • A&M 2.0 CONCEALED IN • WALL SUPPORT BRACKETS • PL • 1 BASE CABINETS WITH MELAMINE INTERIORS • SSM1 SOLID SURFACE COUNTERTOP • WP-1 3FORM FRAMED DIVIDER PANELS • (WC2 WALL COVERING BY OTHERS , KNEE WALLS BY OTHERS , CLEAR ACRYLIC SCREEN BY OTHERS)
<p>SHEET A122, A123, A124 DETAIL D1/A623 (AWP2 & AWP2A AT BALCONY RAILING):</p> <ul style="list-style-type: none"> • TERRAMAI WOOD WALL SLATS SCREWED DIRECTLY TO HAT TRACK AND BREAK METAL • SSM5 SOLID SURFACE RAILING CAP • (ALL BLOCKING, BREAK METAL, HAT TRACK, AND FRY REGLET SUPPLIED AND INSTALLED BY OTHERS)

<p>SHEET A122 ENLARGED PLAN B3/A403, ELEVATION B1/A410 & B2/A410 (COFFEE W2405):</p> <ul style="list-style-type: none"> • PL • 3 BASE CABINETS WITH MELAMINE INTERIORS • PL • 3 FLOATING SHELVES • PL • 3 WHITE UPPER CABINETS WITH WHITE MELAMINE INTERIORS • SSM2 QUARTZ COUNTERTOP • SHOP-FABRICATED BLACK P-LAM BOOTH FRAMES WITH UPH3 UPHOLSTERED SEAT BACKS, UPH2 UPHOLSTERED SEAT BOTTOMS • SSM1 WALL CAP • MP1 LASER-CUT METAL PANEL • (KNEE WALL AT BOOTH SEATING BY OTHERS)
<p>SHEET A122 ENLARGED PLAN B3/A403, ELEVATION D5/A410 (COPY W2410):</p> <ul style="list-style-type: none"> • PL • 1 BASE CABINETS WITH MELAMINE INTERIORS • PL • 1 OPEN LAMINATED BASE CABINETS WITH LAMINATED INTERIORS • SSM2 QUARTZ COUNTERTOP • WP6: 4' X 8' FORBO BULLETIN BOARDS IN FRAMES
<p>SHEET A122 ENLARGED PLAN D3/A403, ELEVATION B5/A407 (LACTATION W2414):</p> <ul style="list-style-type: none"> • PL • 1 BASE CABINETS WITH MELAMINE INTERIORS • PL • 1 OPEN CABINETS WITH PL • 1 INTERIORS • SSM3 QUARTZ COUNTERTOP • (TILE SPLASH BY OTHERS)
<p>SHEET A122 ENLARGED PLAN D3/A403, ELEVATION C1/A407 & D1/A407 (STAFF RESTROOM W2412 & W2413):</p> <ul style="list-style-type: none"> • SSM3 QUARTZ COUNTERTOP • SSM3 TOP TURN DOWN • (TILE SPLASH BY OTHERS) • 2X3 STEEL TUBE SUPPORT MOUNTED UNDER TOP ALONG LEADING EDGE, BOLTED TO END WALLS THROUGH FLANGE • (IN-WALL BLOCKING BY OTHERS , COORDINATE WITH EURO-TEX FOR BLOCK LOCATION)
<p>SHEET A123 ENLARGED PLAN D1/A403, ELEVATION A1/A410, A2/A410, A2/A409, D1/A409 & D3/A409 (MEN'S RR E2102, FAMILY RR E2103, WOMEN'S RR C2104):</p> <ul style="list-style-type: none"> • SSM3 QUARTZ COUNTERTOP • SSM3 TOP TURN DOWN • (TILE SPLASH BY OTHERS) • A&M 2.0 CONCEALED IN-WALL SUPPORT BRACKETS • 2X3 STEEL TUBE SUPPORT MOUNTED UNDER TOP ALONG LEADING EDGE, BOLTED TO END WALLS THROUGH FLANGE • (IN-WALL BLOCKING BY OTHERS , COORDINATE WITH EURO-TEX FOR BLOCK LOCATION)
<p>SHEET A123 ELEVATION A3/A411 (STAFF/MEDIA E2202):</p> <ul style="list-style-type: none"> • PL • 2 LOWER CABINETS WITH WHITE MELAMINE INTERIORS • SSM2 QUARTZ COUNTERTOP
<p>SHEET A123 ENLARGED PLAN B1/A403, ELEVATION A4/A410, B4/A410, C1/A410, C3/A410, C4/A410 & D4/A410 (WILCO CAFÉ E2302):</p> <ul style="list-style-type: none"> • PL • 2 BASE CABINETS WITH MELAMINE INTERIORS • PL • 2 MICROWAVE STORAGE CABINETS WITH WHITE MELAMINE INTERIORS • SSM4 QUARTZ COUNTERTOP • (WT6 WALL COVERING AT ISLAND BY OTHERS) • SHOP-FABRICATED BLACK P-LAM BOOTH FRAMES WITH UPH1 UPHOLSTERED SEAT BACKS, UPH1 UPHOLSTERED SEAT BOTTOMS • <i>FYI, "WELTING" WILL ONLY BE ON THE ENDS AT THE UPH1 SEAT BACKS AND NOT IN EACH CHANNEL. WE HAVE DONE IT BEFORE IN THE CHANNEL AND DID NOT GET A GOOD RESULT.</i>
<p>SHEET A123 ELEVATION A1/A412 & A2/A412 (EXECUTIVE SESSION E2309):</p> <ul style="list-style-type: none"> • CR1 CHAIR RAIL • TWC MOLDING PROFILE TBD • COLOR TO BE STAINED TO MATCH WD1
<p>SHEET A123 ENLARGED PLAN D4/A403, ELEVATION A4/A412 & A5/A412 (COFFEE E2310, COPY E2313):</p> <ul style="list-style-type: none"> • PL • 1 BASE CABINETS WITH MELAMINE INTERIORS • PL • 1 OPEN LAMINATED BASE CABINETS WITH LAMINATED INTERIORS • SSM2 QUARTZ COUNTERTOP • (TILE SPLASH BY OTHERS)
<p>SHEET A123 ELEVATION A4/A411 (DAIS BREAK E32205):</p> <ul style="list-style-type: none"> • PL • 2 LOWER CABINETS WITH WHITE MELAMINE INTERIORS • SSM2 QUARTZ COUNTERTOP
<p>SHEET A123 ELEVATION A1/A411 (CORRIDOR E2308 & E23B):</p> <ul style="list-style-type: none"> • HR • 1 HANDRAIL AT WALL CAPS • (KNEE WALLS BY OTHERS) • PL-1 TALL STORAGE WARDROBE CABINETS WITH WHITE MELAMINE INTERIORS

<p>SHEET A123 ENLARGED PLAN C1/A425, ELEVATION C1/A411, B2/A425, C2/A425 & CE/A425 (COMMISSIONERS COURT DAIS AREA):</p> <ul style="list-style-type: none"> • SHOP-FABRICATED DAIS WALL WITH CONCEALED IN-WALL SUPPORTS AND REMOVABLE BLACK LAMINATED INTERIORS • ½" BALLISTIC FIBERGLASS AND WD•1 WOOD VENEER EXTERIOR • SSM5 COUNTER AND SSM5 WALL CAPS • WB•1 BASEBOARD • 1 ¼" CLEAR BALLISTIC GLAZING LEVEL 3 BY OTHERS • ROUND BUTTON GLAZING PANEL STABILIZERS BY OTHERS
<p>SHEET A123 ELEVATION C1/A411, D1/A313, B3/A414 & SHEET A923: SEE AWP1 CALLOUTS (AWP1 TERRAMA ACOUSTICAL PANELS):</p> <ul style="list-style-type: none"> • DIRECTLY SCREWED TO WALL • ACOUSTICAL WALL PANELS WITH PRE•FINISHED OILED FINISH FROM THE FACTORY
<p>SHEET A124 ENLARGED PLAN A1/A425, ELEVATION C1/A411, A2/A425 & A3/A425 (PRESENTER TABLE):</p> <ul style="list-style-type: none"> • SHOP-FABRICATED FURNITURE • CLAD IN WD-1 WOOD VENEER EXTERIOR • SURFACE MOUNTED WORKSURFACE SUPPORTS • SSM5 LOWER COUNTER AND SSM5 WALL CAPS • LOCKING CASTERS
<p>SHEET A124 ELEVATION D2/A410, DETAIL D4/A422 (TROPHY DISPLAY):</p> <ul style="list-style-type: none"> • PLASTIC LAMINATED DISPLAY STEPS, COLOR TBD • PLASTIC LAMINATED FLOATING SHELF, COLOR TBD • (SLIDING GLASS DOORS BY OTHERS)
<p>SHEET A124 ELEVATION B3/A406 (CLERK ENTRANCE ELEVATION):</p> <ul style="list-style-type: none"> • SSM5 WALL CAP • FRY REGLET SUPPLIED AND INSTALLED BY OTHERS
<p>SHEET A131 ELEVATION B1/A412 (JUDGE OPEN OFFICE AREA ,CJ FEATURE WALL)</p> <ul style="list-style-type: none"> • PLYWOOD GRID ATTACHED WITH PIN NAILS AND ADHESIVE TO SHEETROCK WALL • (PLYWOOD PAINTED AND CAULKED BY OTHERS)
<p>SHEET A132 ENLARGED PLAN B3/A403, ELEVATION B1/A410 & B2/A410 (COFFEE W3405):</p> <ul style="list-style-type: none"> • PL-3 BASE CABINETS WITH MELAMINE INTERIORS • PL-3 FLOATING SHELVES • PL-3 UPPER CABINETS WITH WHITE MELAMINE INTERIORS • SSM2 QUARTZ COUNTERTOP • SHOP-FABRICATED BLACK P-LAM BOOTH FRAMES WITH UPH3 UPHOLSTERED SEAT BACKS, UPH2 UPHOLSTERED SEAT BOTTOMS • SSM1 WALL CAP • MP1 LASER-CUT METAL PANEL • (KNEE WALL AT BOOTH SEATING BY OTHERS)
<p>SHEET A132 ENLARGED PLAN B3/A403, ELEVATION D5/A410 (COPY W3410):</p> <ul style="list-style-type: none"> • PL-1 BASE CABINETS WITH MELAMINE INTERIORS • PL-1 OPEN LAMINATED BASE CABINETS WITH LAMINATED INTERIORS • SSM2 QUARTZ COUNTERTOP • WP6: 4' X 8' FORBO BULLETIN BOARDS IN FRAMES
<p>SHEET A132 ENLARGED PLAN D3/A403, ELEVATION B5/A407 (LACTATION W3414):</p> <ul style="list-style-type: none"> • PL-1 BASE CABINETS WITH MELAMINE INTERIORS • PL-1 OPEN CABINETS WITH PL-1 INTERIORS • SSM3 QUARTZ COUNTERTOP • (TILE SPLASH BY OTHERS)
<p>SHEET A132 ENLARGED PLAN D3/A403, ELEVATION C1/A407 & D1/A407 (STAFF RESTROOM W3412 & W3413):</p> <ul style="list-style-type: none"> • SSM3 QUARTZ COUNTERTOP • SSM3 TOP TURN DOWN • (TILE SPLASH BY OTHERS) • 2X3 STEEL TUBE SUPPORT MOUNTED UNDER TOP ALONG LEADING EDGE, BOLTED TO END WALLS THROUGH FLANGE • (IN-WALL BLOCKING BY OTHERS , COORDINATE WITH EURO•TEX FOR BLOCK LOCATION)
<p>SHEET A132 ELEVATION D1/A412 (LOBBY E3101):</p> <ul style="list-style-type: none"> • SHOP-FABRICATED BLACK P-LAM BOOTH FRAMES WITH UPH6 UPHOLSTERED SEAT BACKS, UPH7 UPHOLSTERED SEAT BOTTOMS • AWP4 ACOUSTICAL WALL PANEL, TURF DESIGN, PEAK WALL PANELS, 10 TOPO GREEN
<p>SHEET A133 ELEVATION B2/A413 (COFFEE E3107):</p> <ul style="list-style-type: none"> • PL•2 LOWER CABINETS WITH WHITE MELAMINE INTERIORS • PL•2 UPPER CABINETS WITH WHITE MELAMINE INTERIORS • SSM2 QUARTZ COUNTERTOP

SHEET A133

ENLARGED PLAN D1/A404, ELEVATION B1/A413 & A2/A413 (RESTROOM E3104 & E3103):

- SSM3 QUARTZ COUNTERTOP
- SSM3 TOP TURN DOWN
- **(TILE SPLASH BY OTHERS)**
- 2X3 STEEL TUBE SUPPORT MOUNTED UNDER TOP ALONG LEADING EDGE, BOLTED TO END WALLS THROUGH FLANGE
- **(IN •WALL BLOCKING BY OTHERS , COORDINATE WITH EURO •TEX FOR BLOCK LOCATION)**

SHEET A134

ENLARGED PLAN D2/A404, ELEVATION B3/A413 (RESTROOM E3118):

- SSM3 QUARTZ COUNTERTOP
- SSM3 TOP TURN DOWN
- A&M 2.0 CONCEALED IN •WALL SUPPORT

SHEET A134

ELEVATION B2/A412 & B3/A412 (SAN GABRIEL CONF E3116):

- CR1 CHAIR RAIL
- TWC MOLDING **PROFILE TBD**
- COLOR TO BE STAINED TO MATCH WD1

SHEETS A923,A924,A931,A934

WB1 WOOD BASE BOARD MATCH WD1 PANELS

- BASE LOCATIONS: COMMISSIONER'S COURT DAIS AREA E2204, COMMISSIONERS COURT E2201, SAN GABRIEL CONF E3116, COUNTY JUDGE OFFICE E3117, COUNTY JUDGE OFFICE E311

SHEET A524

DETAIL C3/A553, D3/A553 & D4/A553 (WDC1 COMMISSIONERS COURT ONLY) PRE •FINISHED OILED WOOD CEILINGS:

- TERRAMAI, ACOUSTIC PANELS LINER SLATS DIRECTLY SCREWED TO ARMSTRONG DROP CEILING GRID
- **(CEILING GRID SUPPLIED AND INSTALLED BY OTHERS)**

CONSTRUCTION SPECIFICATIONS		
ITEM	DESCRIPTION	ADDITIONAL NOTES
CABINET PANEL CORE MATERIAL	MDF	NO PARTICLE BOARD ALLOWED
DOOR /DWR PANEL CORE	MDF	NO PARTICLE BOARD ALLOWED
CABINET INTERIORS	WHITE MELAMINE	
OPEN CABINET INTERIORS	DECORATIVE HPL	
EXTERIOR UPPER CAB BOTTOMS	WHITE MELAMINE	
CABINET BODY EDGE-BANDING	0.5 MM PVC MATCHING CASEGOOD EXTERIORS	
DOOR /DWR FRONT EDGE-BANDING	0.5 MM PVC MATCHING CASEGOOD EXTERIORS	
TOE KICK	P-LAM	
HARDWARE	DESCRIPTION	ADDITIONAL NOTES
CABINETS PULLS	96 MM CTC	U SHAPED WIRE PULL CHROME FINISH
HINGES	BLUM 110° + FULL OVERLAY CONCEALED HINGE, SELF CLOSING	
GROMMETS	2" DIA. BLACK ABS WITH CAP	
DRAWER SLIDES	100LB BALL BEARING	
SHELF CLIPS	5MM SPOON PIN	
LOCKS	CABINET CAM LOCKS KEYED ALIKE	
PULL OUT SHELF	225 LB HEAVY DUTY FULL EXTENSION BALL BEARING GUIDES	
TRASH PULL OUT	EURO-TEX STANDARD PULLOUT	
WALL SUPPORTS 1	A&M HARDWARE	CONCEALED AND EXTENDED CONCEALED
SLIDING CABINET DOOR HARDWARE	#2 ALUMINUM SLIDING DOOR TRACK KIT FOR 3/4" BY-PASSING WOOD DOORS SATIN CLEAR ANODIZED 5' EPCO 2-A-5	https://www.woodworkerexpress.com/2-aluminum-sliding-door-track-kit-for-3-4-by-passing-wood-doors-satin-clear-anodized-5-epco-2-a-5.html?utm_source=google&utm_medium=product_search&utm_campaign=google_product_ads&source=googlebase&country=US&gad_source=1&gclid=CjwKCAjwhlS0BhBqEiwADAUhcs5KkjmVxl2HHmOR9K8WNFFr73vMIX-gb9fJUyRRJIEalruYYXLchoCZagQAvD_BwE
FINISH LEGEND	PRODUCT REFERENCE /COLOR	ADDITIONAL NOTES
PL-1:	WILSONART: SMOKY VELVET ELM 15604-31	TRACELESS
PL-2:	WILSONART: WALNUT HEIGHTS; 7965	BREAKROOMS
PL-3:	WILSONART: NEW AGE OAK 7938-38	COFFEE BARS
WOOD	PRODUCT REFERENCE /COLOR	ADDITIONAL NOTES
WD1	BVC - BEST VENEER COMPANY : EURO OAK FUMED QTD	CLEAR FINISH , VERTICAL GRAIN
WDC1	TERRAMAI, ACOUSTIC PANELS; LINEAR SLAT ,ORCHARD WALNUT	FINISH: ZERO-VOC CLEAR OIL OR LOW-VOC POLYURETHANE - TREATED WITH CLASS A FIRE RETARDANT ON BEST FACES. **NOTES: MATERIAL TREATED WITH A FIRE RETARDANT AND AN OIL TOP COAT MAY SHOW SIGNS OF DISCOLORATION AND CLOUDINESS, WHICH ARE GREATLY ACCENTUATED IF THE MATERIAL IS SUBJECTED TO MOISTURE.**
AWP1	DISCONTINUED: TERRAMAI, ACOUSTIC PANELS; SQUARE SLAT ,ORCHARD WALNUT DAVID ANDREWS WITH TERRAMAI DISCUSSED MATERIAL WITH ARCHTEC THE SQUARE SLAT IS NO LONGER AVALIBEL THIS PRICING IS FOR TerraMai Modular Panel - Mini Slat - Orchard Walnut - Oil - FR	FINISH: ZERO-VOC CLEAR OIL OR LOW-VOC POLYURETHANE - TREATED WITH CLASS A FIRE RETARDANT ON BEST FACES. **NOTES: MATERIAL TREATED WITH A FIRE RETARDANT AND AN OIL TOP COAT MAY SHOW SIGNS OF DISCOLORATION AND CLOUDINESS, WHICH ARE GREATLY ACCENTUATED IF THE MATERIAL IS SUBJECTED TO MOISTURE.**
AWP2 (FLEX PANELS)	DISCONTINUED: TERRAMAI, ACOUSTIC PANELS; FLEXPANEL SQUARE SLAT ,ORCHARD WALNUT DAVID ANDREWS WITH TERRAMAI DISCUSSED MATERIAL WITH ARCHTEC THE SQUARE SLAT IS NO LONGER AVALIBEL THIS PRICING IS FOR TerraMai Flex Panel - Linear Slat - Orchard Walnut - Oil - FR	FINISH: ZERO-VOC CLEAR OIL OR LOW-VOC POLYURETHANE - TREATED WITH CLASS A FIRE RETARDANT ON BEST FACES. **NOTES: MATERIAL TREATED WITH A FIRE RETARDANT AND AN OIL TOP COAT MAY SHOW SIGNS OF DISCOLORATION AND CLOUDINESS, WHICH ARE GREATLY ACCENTUATED IF THE MATERIAL IS SUBJECTED TO MOISTURE.**
AWP2A	DISCONTINUED : TERRAMAI, ACOUSTIC PANELS; MODULAR SQUARE SLAT ,ORCHARD WALNUT DAVID ANDREWS WITH TERRAMAI DISCUSSED MATERIAL WITH ARCHTEC THE SQUARE SLAT IS NO LONGER AVALIBEL THIS PRICING IS FOR TerraMai Modular Panel - Mini Slat - Orchard Walnut - Oil - FR	FINISH: ZERO-VOC CLEAR OIL OR LOW-VOC POLYURETHANE - TREATED WITH CLASS A FIRE RETARDANT ON BEST FACES. **NOTES: MATERIAL TREATED WITH A FIRE RETARDANT AND AN OIL TOP COAT MAY SHOW SIGNS OF DISCOLORATION AND CLOUDINESS, WHICH ARE GREATLY ACCENTUATED IF THE MATERIAL IS SUBJECTED TO MOISTURE.**
CR1	CHAIR RAIL : TWC MOLDING # TBD	WOOD BASE : TWC MOLDING #B752
HR1	HAND RAIL : TWC MOLDING # HR071	STAIN TO MATCH WD1
WB1	WOOD BASE : TWC MOLDING #B752	STAIN TO MATCH WD1
SOLID SURFACE	PRODUCT REFERENCE /COLOR	ADDITIONAL NOTES
SSM1	WILSONART : 9209 MOON GEYSERT	CLERK/TAX COUNTERS
SSM5	CORIAN : CARRARA CREMA	RECEPTION DESK / BENCH
SS-3:	LG HI-Macs (Group A-B)	
SS-4:	LG HI-Macs (Group A-B)	
SS-5:	LG HI-Macs (Group A-B)	

STONE	PRODUCT REFERENCE /COLOR	ADDITIONAL NOTES
SSM2	WILSONART QUARTZ : FROZEN Q6023	COFFEE BAR
SSM3	WILSONART QUARTZ : TERLINGUA Q6024	RESTROOMS
SSM4	WILSONART QUARTZ : CALACATTA AQUILEA	BREAKROOM
WALL PANELS	PRODUCT REFERENCE /COLOR	ADDITIONAL NOTES
AWP3	ACOUSTICAL SOLUTIONS : SONEX TEC WEDGE ACOUSTIC FOAM; 2' X 4' X 3" THICK	BLACK , LOCATION :PAIO STUDIO
AWP4	TURF DESIGN, PEAK WALL PANELS	10 TOPO GREEN , LOCATION : 3RD FLOOR LANDING
MP1	METAL PANEL : MOZ. METAL :LASER CUT ALUMINUM DECO PATTERS:	WHITE SAND POWDER COAT . LOCATIONS : COFFEE BARS
WP1	3FORM : 200.52 FULLY FRAMED TOP SUPPORT PARTITION;2'-10" X 8'H., VARIA; 3/8"; OZNER+CLEAR	THE OVERALL HEIGHT OF THE SYSTEM IS SLIGHTLY SMALLER THAN WHAT WAS SPECIFIED. WE'VE QUOTED OUR MAXIMUM SYSTEM HEIGHT USING A 96" STANDARD SHEET SIZE.
WP6	FORBO : BULLETIN BOARD PINBOARD LINOLEUM; FRAMED SOLUTION; 4' X 8'	2204 POPPY SEED
UPHOLSTERY	DESCRIPTION	ADDITIONAL NOTES
UPH1	ARC-COM : TAILORED AC-64098, MALLARD #9	LEVEL 2 AREA C SEAT BACKS, 2" VERTICAL CHANNELS (THIS LOCATION IS THE ONLY ONE WITH SEAT BACK 2" CHANNELING). ***WELTING" WILL ONLY BE ON THE ENDS...NOT EACH CHANNEL. WE HAVE TRIED THIS BEFORE AND DID NOT ACHIEVE A GOOD RESULT.**
UPH2	ARC-COM : DYNASTY, AC-60511,EMERALD #12	SEAT BOTTOMS
UPH3	MOMENTUM: PARACHUTE, BALI	SEAT BACKS
UPH6	MOMENTUM: PARACHUTE, BALI	SEAT BACKS
UPH7	ANZEA : 7219-01, JACK ELOPE	SEAT BOTTOMS
ADDITIONAL NOTES	DESCRIPTION	ADDITIONAL NOTES
SHOP DRAWINGS	Shop Drawings: Indicate materials, component profiles, fastening methods, jointing details, and accessories. 1. Scale of Drawings: 1-1/2 inch to 1 foot (125 mm to 1 m), minimum. 2. Complete details of materials and installation; combine with shop drawings of cabinets and casework and countertop materials specified herein or in other sections.	
CABINET MOCK UP REQUIRED	A) Provide mock-up of typical base cabinet, wall cabinet, and countertop , including hardware and finishes	Mock-up may remain as part of the work.

WILSONART: SMOKY VELVET ELM 15604-31			
PLASTIC LAMINATED CABINETS, WHITE MELAMINE CABINET INTERIORS			
BASE 2 DOOR	121.7	Ln.Ft.	PLASTIC LAMINATED LOWER BASE CABINETS WITH WHITE MELAMINE INTERIORS.
OPEN BASE LAMINATED INTERIORS	55.9	Ln.Ft.	OPEN LOWER CABINET, PLASTIC LAMINATED INTERIOR
DRAWER BASE 2 DRAWER	46.2	Ln.Ft.	PLASTIC LAMINATED LOWER CABINETS WITH 5/8" MELAMINE DRAWER BOXES AND FULL EXTENSION DRAWER GUIDES
DRAWER BASE 3 DRAWER	44.9	Ln.Ft.	PLASTIC LAMINATED LOWER CABINETS WITH 5/8" MELAMINE DRAWER BOXES AND FULL EXTENSION DRAWER GUIDES
DRAWER BASE 4 DRAWER	21.7	Ln.Ft.	PLASTIC LAMINATED LOWER CABINETS WITH 5/8" MELAMINE DRAWER BOXES AND FULL EXTENSION DRAWER GUIDES
ADA SINK BASE SLOPED PANEL	11.7	Ln.Ft.	PLASTIC LAMINATED ADA SINK CABINET WITH SLOPE PANEL AND PLYWOOD INTERIORS
TALL OPEN STORAGE PLAM INTERIOR	6.0	Ln.Ft.	OPEN STORAGE CABINET PLASTIC LAMINATE INTERIORS
LEG SUPPORT MILLWORK	8.0	Ln.Ft.	PLASTIC LAMINATED LEG SUPPORT
BASE CABINETS WITH BI-PASS SLIDING DOORS	51.0	Ln.Ft.	SHOP FABRICATED METAL IN-WALL SUPPORTS , PRIMED FOR PAINT
FINISHED END BASE CABINETS	127.0	Ln.Ft.	BASE CABINET FINISHED END PANEL
TALL CABINETS FINISHED END	8.0	Ln.Ft.	TALL CABINET FINISHED END PANEL
OPEN UPPERS LAMINATED INTERIORS 30"-36"	7.6	Ln.Ft.	OPEN UPPER CABINET ,PLASTIC LAMINATED INTERIORS
UPPER CABINETS 2 DOOR 30"-36" TALL	88.6	Ln.Ft.	PLASTIC LAMINATED UPPER CABINETS WITH WHITE MELAMINE INTERIORS
FLOATING SHELF, HIDDEN WALL SUPPORT	23.7	Ln.Ft.	FLOATING PLASTIC LAMINATED SHELF, HIDDEN WALL SUPPORTS
UPPER CABINET FINISHED END	5.0	Ln.Ft.	UPPER CABINET FINISHED END
TALL 2 DOOR WARDROBE	15.0	Ln.Ft.	EXTRA 8
LAMINATED TOE BASE	421.8	Ln.Ft.	PLASTIC LAMINATED TOE BASE
TROPHY CASE DISPLAY SHELVES/STEPS	24.1	Ln.Ft.	TROPHY CASE DISPLAY SHELVES/STEPS

WILSONART: WALNUT HEIGHTS; 7965			
PLASTIC LAMINATED CABINETS, WHITE MELAMINE CABINET INTERIORS			
BASE 1 DOOR	1.9	<i>Ln.Ft.</i>	PLASTIC LAMINATED LOWER BASE CABINETS WITH WHITE MELAMINE INTERIORS.
BASE 2 DOOR	22.7	<i>Ln.Ft.</i>	PLASTIC LAMINATED LOWER BASE CABINETS WITH WHITE MELAMINE INTERIORS.
BASE 2 DOORS 2 DRAWERS	18.4	<i>Ln.Ft.</i>	PLASTIC LAMINATED LOWER CABINETS WITH 5/8" MELAMINE DRAWER BOXES AND FULL EXTENSION DRAWER GUIDES
DRAWER BASE 2 DRAWER	46.2	<i>Ln.Ft.</i>	PLASTIC LAMINATED LOWER CABINETS WITH 5/8" MELAMINE DRAWER BOXES AND FULL EXTENSION DRAWER GUIDES
DRAWER BASE 4 DRAWER	6.9	<i>Ln.Ft.</i>	PLASTIC LAMINATED LOWER CABINETS WITH 5/8" MELAMINE DRAWER BOXES AND FULL EXTENSION DRAWER GUIDES
DRAWER BASE MICROWAVE OPENING	7.6	<i>Ln.Ft.</i>	PLASTIC LAMINATED LOWER CABINETS WITH 5/8" MELAMINE DRAWER BOXES, PLASTIC LAMINATED MICROWAVE OPENING
ADA SINK BASE SLOPED PANEL	12.0	<i>Ln.Ft.</i>	PLASTIC LAMINATED ADA SINK CABINET WITH SLOPE PANEL AND PLYWOOD INTERIORS
LEG SUPPORT MILLWORK	1.0	<i>QTY</i>	PLASTIC LAMINATED LEG SUPPORT
TALL LEG SUPPORT MILLWORK	1.0	<i>QTY</i>	TALL PLASTIC LAMINATED LEG SUPPORT
TALL 2 DOOR MICROWAVE STORAGE	7.5	<i>LN FT</i>	PLASTIC LAMINATED STORAGE CABINET WITH WHITE MELAMINE INTERIORS
FINISHED END BASE CABINETS	12.0	<i>QTY</i>	BASE CABINET FINISHED END PANEL
TALL CABINETS FINISHED END	2.0	<i>QTY</i>	TALL CABINET FINISHED END PANEL
UPPER CABINETS 2 DOOR 30"-36" TALL	4.9	<i>Ln.Ft.</i>	PLASTIC LAMINATED UPPER CABINETS WITH WHITE MELAMINE INTERIORS
UPPER CABINET FINISHED END	2.0	<i>QTY</i>	UPPER CABINET FINISHED END
LAMINATED TO BASE	73.3	<i>LN FT</i>	PLASTIC LAMINATED TOE BASE
WILSONART: NEW AGE OAK 7938-38			
PLASTIC LAMINATED CABINETS, WHITE MELAMINE CABINET INTERIORS			
BASE 1 DOOR	1.8	<i>Ln.Ft.</i>	PLASTIC LAMINATED LOWER BASE CABINETS WITH WHITE MELAMINE INTERIORS.
BASE 2 DOOR	15.3	<i>Ln.Ft.</i>	PLASTIC LAMINATED LOWER BASE CABINETS WITH WHITE MELAMINE INTERIORS.
DRAWER BASE 4 DRAWER	3.0	<i>Ln.Ft.</i>	PLASTIC LAMINATED LOWER CABINETS WITH 5/8" MELAMINE DRAWER BOXES AND FULL EXTENSION DRAWER GUIDES
ADA SINK BASE SLOPED PANEL	12.2	<i>Ln.Ft.</i>	PLASTIC LAMINATED ADA SINK CABINET WITH SLOPE PANEL AND PLYWOOD INTERIORS
LEG SUPPORT MILLWORK	4.0	<i>QTY</i>	PLASTIC LAMINATED LEG SUPPORT
FINISHED END BASE CABINETS	14.0	<i>QTY</i>	BASE CABINET FINISHED END PANEL
UPPER CABINETS 1 DOOR 30"-36" TALL	1.5	<i>Ln.Ft.</i>	PLASTIC LAMINATED UPPER CABINETS WITH WHITE MELAMINE INTERIORS
UPPER CABINETS 2 DOOR 30"-36" TALL	9.2	<i>Ln.Ft.</i>	PLASTIC LAMINATED UPPER CABINETS WITH WHITE MELAMINE INTERIORS
FLOATING SHELF, HIDDEN WALL SUPPORT	53.3	<i>Ln.Ft.</i>	FLOATING PLASTIC LAMINATED SHELF, HIDDEN WALL SUPPORTS
UPPER CABINET FINISHED END	7.0	<i>QTY</i>	UPPER CABINET FINISHED END
LAMINATED TOE BASE	43.8	<i>LN FT</i>	PLASTIC LAMINATED TOE BASE
WILSONART : 9209 MOON GEYSERT			
SOLID SURFACE 1			
SOLID SURFACE (TAX LOBBY DESK, CCR LOBBY DESK)	1219.2	<i>SQ. FT</i>	SOLID SURFACE (TAX LOBBY DESK, CCR LOBBY DESK)
SOLID SURFACE , 4" SPLASH	452.5	<i>SQ. FT</i>	SOLID SURFACE COUNTERTOP , 1-1/2" MITER EDGE, 4" BACK SPLASH AS REQUIRED
SOLID SURFACE WALL CAPS (TAX LOBBY DESK, CCR LOBBY DESK)	81.5	<i>SQ. FT</i>	SOLID SURFACE WALL CAPS (TAX LOBBY DESK, CCR LOBBY DESK)
SEAM KITS	43.8	<i>QTY</i>	SEAMING KITS
SHIPPING COST	1.0	<i>QTY.</i>	SHIPPING COST

CORIAN : CARRARA CREMA			
SOLID SURFACE 2			
SOLID SURFACE	419.4	SQ. FT	SOLID SURFACE COUNTERTOP , 1-1/2" MITER EDGE , SCRIBE AT WALLS
BALCONY WALL CAPS	146.8	SQ. FT	SOLID SURFACE WALL CAPS
THERMOFORMED AROUND RECEPTION DESK	177.6	SQ. FT	THERMOFORMED AROUND RECEPTION DESK
SEAM KITS	18.6	QTY	SEAMING KITS
SHIPPING COST	1.0	QTY	SHIPPING COST
LG Hi-Macs (Group A-B)			
SOLID SURFACE 3			
SSM2= 2CM WILSONART "FROZEN" #Q6023 POLISHED FINISH (SLAB SIZE: 61" X 126") SM3= 2CM WILSONART "TERLINGUA" #Q6024 POLISHED FINISH (SLAB SIZE: 61" X 126") SSM4= 2CM WILSONART "CALACATTA AQUILEA" #Q4056 POLISHED FINISH (SLAB SIZE: 65" X 130")			
SSM2: - COFFEE W1545 (QTY: 1) - COFFEE E1227 (QTY: 1) - COFFEE W2405 (QTY: 1) - COPY RM W2410 (QTY: 1) - STAFF MEDIA E2202 (QTY: 1) - COFFEE E2310 (QTY: 1) - EXEC COPY E2313 (QTY: 1) - DAIS BREAK RM E32205 (QTY: 1) - COFFEE W3405 (QTY: 1) - COPY RM W3410 (QTY: 1) - COFFEE E3107 (QTY: 1)	408.0	SQ. FT	SSM2= 2CM WILSONART "FROZEN" #Q6023 POLISHED FINISH (SLAB SIZE: 61" X 126") APPROX 408.00 SQ/FT CTOP (1-1/2" MITER SQUARE EASE EDGES
SSM3: - LACTATION W1522 (QTY: 1) - STAFF RR W1520 (QTY: 1) - STAFF RR W1521 (QTY: 1) - MENS RR E1105 (QTY: 1) - WOMENS RR E1107 (QTY: 1) - FAMILY RR E1106 (QTY: 1) - STAFF RR E1228 (QTY: 1) - STAFF RR E1229 (QTY: 1) - LACTATION W2414 (QTY: 1) - STAFF RR E2412 (QTY: 1) - STAFF RR E2413 (QTY: 1) - MENS RR E2102 (QTY: 2) - WOMENS RR C2104 (QTY: 2) - FAMILY RR E2103 (QTY: 1) - LACTATION W3414 (QTY: 1) - STAFF RR W3412 (QTY: 1) - STAFF RR W3413 (QTY: 1) - PUBLIC RR E3104 (QTY: 1) - PUBLIC RR E3103 (QTY: 1) - CJ RR E3118 (QTY: 1)	562.6	SQ. FT	SSM3= 2CM WILSONART "TERLINGUA" #Q6024 POLISHED FINISH (SLAB SIZE: 61" X 126") APPROX 562.6 SQ/FT CTOP (1-1/2" MITER SQUARE EASE EDGES
SSM4: -WILCO CAFÉ E2302 (QTY: 1) -WILCO CAFÉ ISLAND E2302 (QTY: 1)	179.1	SQ. FT	SSM4= 2CM WILSONART "CALACATTA AQUILEA" #Q4056 POLISHED FINISH (SLAB SIZE: 65" X 130") APPROX179.1 SQ/FT CTOP (1-1/2" MITER SQUARE EASE EDGES
TRIM			
CHAIR RAIL PROFIEL TBD (STAIN TO MATCH WD1)	55.6	Ln.Ft.	TWC ARCHITECTURAL , PROFILE TBD , STAINED TO MATCH WD1
HR1	66.9	Ln.Ft.	TWC ARCHITECTURAL , PROFILE HR071, STAINED TO MATCH WD1
WB1	811.7	Ln.Ft.	TWC ARCHITECTURAL , PROFILE B752; 3/4" X 3 1/2"H; CHAMFER, STAINED TO MATCH WD1
HARDWARE			
DRAWER LOCK	26.0	QTY	Disc Tumbler Keyed Cam Lock

WALL & CEILING PANELS			
AWP1	2089.7	SQ. FT	TERRAMAI,ACOUSTIC PANELS , SQUARE SLAT,ORHCARD WALNUT ,COMMISSIONERS COURT DAVID ANDREWS WITH TERRAMAI DISCUSSED MATERIAL WITH ARCHTEC THE SQUARE SLAT IS NO LONGER AVALIBEL THIS PRICING IS FOR TerraMai Modular Panel - Mini Slat - Orchard Walnut - Oil - FR
AWP2 (FLEX PANELS)	557.2	SQ. FT	TERRAMAI,ACOUSTIC PANELS , FLEXPANEL; SQUARE SLAT, ORHCARD WALNUT DAVID ANDREWS WITH TERRAMAI DISCUSSED MATERIAL WITH ARCHTEC THE SQUARE SLAT IS NO LONGER AVALIBEL THIS PRICING IS FOR TerraMai Flex Panel - Linear Slat-Orchard Walnut - Oil - FR
AWP2A	1375.0	SQ. FT	TERRAMAI,ACOUSTIC PANELS , MODULAR SQUARE SLAT ; SQUARE SLAT, ORHCARD WALNUT DAVID ANDREWS WITH TERRAMAI DISCUSSED MATERIAL WITH ARCHTEC THE SQUARE SLAT IS NO LONGER AVALIBEL THIS PRICING IS FOR TerraMai Modular Panel - Mini Slat - Orchard Walnut - Oil - FR
AWP4	112.2	SQ. FT	ACOUSTIC PANELS ,TURF DESIGN , PEAK WALL PANELS,10 TOPO GREEN,3RD FLOOR LANDING
MP1	5.0	QTY	METAL PANEL, MOZ METAL , LASER CUT ALUMINUM DECO PATTERS , WHITE SAND POWDER COAT , COFFEE BARS
WDC1	3498.6	SQ. FT	TERRAMAI,ACOUSTIC PANELS , LINEAR SLAT, - Orchard Walnut - Oil - FR ,COMMISSIONERS COURT
WD1 VANNERED PANELS	336.0	SQ. FT	BVC - BEST VENEER COMPAMY ,EURO OAK FUMED QTD , CLEAR FINISH
WP1 3-FORM PANELS	26.0	QTY	3-FORM ,200.52 FULLY FRAMED TOP SUPPORT PARTITION;2'-10" X 8'H , VARIA; 3/8"; OZNER+CLEAR
PAINT GRADE PLYWOOD GRID	245.3	SQ. FT	PAINT GRADE PLYWOOD GRID (PAINTED BY OTHERS)
WP6 FORBO	6.0	QTY	FORBO TACK WALL
1/2" BULLET PROOF FIBER GLASS PANEL	243.5	SQ. FT	1/2" BULLET PROOF FIBER GLASS PANEL
SHOP FABRICATED FRAMES AND KNEE WALLS			
PLYWOOD KNEE WALL ISLAND AT LEVEL 2 BREAKROOM	11.5	Ln.Ft.	PLYWOOD KNEE WALL ISLAND AT LEVEL 2 BREAKROOM
PLYWOOD KNEE WALL FRAME WORK FOR RECEPTION DESK	24.7	Ln.Ft.	PLYWOOD KNEE WALL FRAMEWORK FOR RECEPTION DESK
BENCH FRAME UNDER STAIRS	65.0	Ln.Ft.	BENCH FRAME UNDER STAIRS
STAFF DESK CUTOME KNEEWALL	43.2	Ln.Ft.	STAFF DESK CUSTOM KNEEWALL
CUSTOM RADII KNEE WALL AT DIAS / PRESENTER TABLE	36.6	Ln.Ft.	CUSTOM RADII KNEE WALL AT DIAS / PRESENTER TABLE
CUSTOM STEEL WORK			
2x3 TUBE STEEL, HORIZONTAL SUPPORT	130.4	LN FT	2" X 3" STEEL HORIZONTAL SUPPORT AT LEADING EDGE OF COUNTERTOP
WALL SUPPORTS			
A&M 18 x 24 SURFACE MOUNTED SUPPORT	1.0	QTY	A&M 18 x 24 SURFACE MOUNTED SUPPORT
A&M 2.0" 24 x 24" Concealed Brackets	50.0	QTY	A&M 2.0" 24 x 24" Concealed Brackets
A&M 2.0" Extended Concealed Brackets	118.0	QTY	A&M 2.0" Extended Concealed Brackets
UPHOLSTERED BOOTH SEATING			
UPH 2 &3 BLACK LAMINATED FRAME	12.7	LN FT	BLACK LAMINATED PLYWOOD FRAMEWORK
UPH 6&7 BLACK LAMINATED FRAME	16.0	LN FT	BLACK LAMINATED PLYWOOD FRAMEWORK
UPH1 BLACK LAMINATED FRAME	67.1	LN FT	BLACK LAMINATED PLYWOOD FRAMEWORK
UPH1 SEAT BACKS	30.0	LN FT	UPHOLSTERED SEAT BACKS WITH 2" CHANNELS
UPH1 SEAT BOTTOM	30.1	LN FT	UPHOLSTERED SMOOTH SEAT BOTTOMS
UPH2 SEAT BOTTOM	48.5	LN FT	UPHOLSTERED SMOOTH SEAT BOTTOMS
UPH3 SEAT BACKS	48.7	LN FT	UPHOLSTERED SMOOTH SEAT BACKS
UPH6 SEAT BACKS	16.0	LN FT	UPHOLSTERED SMOOTH SEAT BACKS
UPH7 SEAT BOTTOM	16.0	LN FT	UPHOLSTERED SMOOTH SEAT BOTTOMS
ADMINISTRATIVE WORK			
SHOP DRAWINGS	1.0	LOT	SHOP DRAWINGS

MILLWORK QUALIFICATIONS

CABINETS WILL BE BUILT "AWI : CUSTOM GRADE" FRAMELESS CONSTRUCTION
 UNLESS NOTED OTHERWISE CABINET INTERIOR TO BE WHITE MELAMINE
 TYPICALLY PVC EDGE BANDING IS MANUFACTURED BY A DIFFERENT COMPANY THAN THE PLASTIC LAMINATE. THEREFORE, SOME COLOR DISCREPANCIES MAY OCCUR.
 THE FAILURE TO LIST SPECIFIC EXCLUSIONS DOES NOT IMPLY THAT SAID ITEMS, INCLUDING TRIM, ARE INCLUDED BY DEFAULT
 ANY CHANGES IN MATERIAL AND/OR COLOR SELECTION AFTER BID DATE CAN AFFECT COST
 ANY INSURANCE REQUIREMENT WHERE WE ARE CHARGED AN ADDITIONAL PREMIUM WILL BE CHARGED BACK TO CONTRACTOR
 THIS PROPOSAL INCLUDES INSTALLATION OF MILLWORK
 OUR PRICE INCLUDES SHOP DRAWINGS
VARIATION NOTE: DUE TO DEVIATIONS IN EXISTING BUILDINGS AND A LACK OF CLEAR PERFORMANCE STANDARDS FOR FRAMING AND DRYWALL, CAULKING OF GAPS BETWEEN CASEWORK AND BUILDING WALLS AND CEILINGS SHALL NOT BE THE RESPONSIBILITY OF THE MILLWORK INSTALLER.
A COPY OF THIS PROPOSAL MUST BE INCLUDED IN THE SUBCONTRACT DOCUMENTS BEFORE ANY WORK BEGINS
THIS PROPOSAL IS VALID FOR A PERIOD OF 30 DAYS.
A RESALE CERTIFICATE MUST BE PROVIDED BY GC FOR COMMERCIAL RENOVATION PROJECTS
BILLING WILL BEGIN UPON SUBMITTAL OF SHOP DRAWINGS

EXCLUSIONS

ANY ADDITIONAL INSURANCE OR BONDING
AWI CERTIFICATIONS AND/OR LABELS ARE EXCLUDED
WALL PANELS : WP2,WP3,WP4,WP5,WP12 , AWP3
WALL TILE : WT1,WT2,WT3,WT4,WT5,WT6,WT6A,WT7,WT7A
BASE : RB1,RB2,TB1,TB2,TB3,TRB1
WINDOW FILM: WF1
TEKNION: DWF,DWF1,DWL,DWM,DWP
NATURAL STONE : NS1
PAINT: PT1,PT2,PT3,PT4,PT5,PT6,PT7,PT8
METAL TRIM : FRY REGLET "F" REVEAL # DRMF-625-V50 WITH SNAP IN REVEAL BEYOND
METAL TRIM : HFRY REGLET MILLWORK CHANNEL #MW410050
METAL TRIM : HAT TRACK , BREAK METAL
METAL TRIM : T1 SCHLUTER , T2 SCHLUTER, T4 SCHLUTER , T5, T6, T7 TERRAZZO & MARBLE SUPPLY COMPANIES, T11 SCHLUTER
WALL COVERINGS : WC1,WC2,WC3,WC4,WC5,WC6,WC7,WC8,WC9,WC10,WC11,WC12,WC13,WC14,WC15,WC16,WC17,WC18
DRAPERY : DRP1
TOILET PARTITIONS: TP1
CEILINGS : ACM1,ACM2,ACM3,ACP1,ACT1,ACT2,EXC1,GYP1,WDC2,
TRASH/RECYCLING SIGNAGE
GLASS AND ACRYLIC : (DAIS WALL C5/A425) 1 1/4" CLEAR BALLISTIC GLAZING; LEVEL 3 PROTECTION ,
GLASS AND ACRYLIC : (CLRK COUNTERS B1/A406) CLEAR ACRYLIC SCREEN AND FRAME
GLASS AND ACRYLIC : (TROPHY DISPLAY D4/A422) SLIDING GLASS LOCKABLE GLASS DOORS
CEILING SUBSTRATES: CEILING GRID AT COMMISSIONERS COURT
KNEE WALLS @ : TAX LOBBY COUNTER , CCR LOBBY COUNTERS , COFFEE BARS AT BOOTH SEATING .
DOORS, FRAMES, HARDWARE AND GLAZING
ANY IN WALL BLOCKING :
Coordination Required areas with Euro-Tex
 Staff Restroom W1520 & W1521
 Staff Restroom E1228 & E1229
 Men's RR E1105, Family RR E1006, Women's RR E1107
 Staff Restroom W2412 & W2413
 Staff Restroom W3412 & W3413
 Restroom E3104 & E3103

SINKS
ANY ITEMS OR TASKS NOT LISTED IN THIS SCOPE.

SPECIAL QUALIFICATIONS

IN-WALL SUPPORT INSTALLATION

PRE-INSTALLATION REQUIREMENT: IN-WALL SUPPORTS MUST BE INSTALLED BEFORE SHEETROCK, ELECTRICAL, OR PLUMBING WORK.
ADDITIONAL LABOR COST: IF EXTRA VISITS ARE NEEDED DUE TO UNMET INSTALLATION CRITERIA, A CHARGE OF \$75.00 PER MAN-HOUR WILL APPLY.

ACKNOWLEDGMENT

ADDENDUM #4

COMMERCIAL CONDITIONS AND CLARIFICATIONS

DUE TO DAILY CHANGES IN OUR WORKLOAD, AND AWAITING RESULTS FROM OUTSTANDING BIDS, WE CAN NOT COMMIT TO A SCHEDULE UNTIL PROJECT HAS BEEN AWARDED ,PROJECT IS SUBJECT TO CREW AND FACILITY CAPACITY AT THE TIME OF AWARD.

AFTER AWARDING THE PROJECT AND SHOP DRAWING SHAVE BEEN AUTHORIZED A SCHEDULE CAN BE PROVIDED. ALTERNATES SHOP DRAWING TYPICALLY TAKE 1-3 WEEKS DEPENDING ON SIZE AND COMPLEXITY OF PROJECT
BREAK-OUT PRICING IS BEING PROVIDED TO AID IN BID EVALUATION & PROGRESS BILLING. WE RESERVE THE RIGHT TO ADJUST

TOTAL NO TAX	\$	1,968,478.84
---------------------	-----------	---------------------

BID ALTERNATE # 1 COLUMN COVERS		CC1 & CC2 : COLUMN COVERS, FORMS+SURFACES, DELIVERY AND INSTALLATION OF 16 COLUMN COVERS
TOTAL NO TAX	\$	365,000.00

CONSTRUCTION, DELIVERY, AND INSTALLATION

Acceptance Of Bid Means Acceptance Of Terms
Terms: Net 30 Days.
Over 30 Day: 1.5% Per Month (\$ 5.00 Min) 18% Per Year
Price is good for 30 days

Signature

Date



Narrative

Percent Complete

Narrative	Percent Complete
Deck Pavers - 07-0270	0.00%
<ul style="list-style-type: none"> • Basis of Design (Hanover Gridloc Pedestal/Pavers System) • Hanover Gridloc Pedestal/Paver System (6"x18", 6"x24", 6"x36") 1 LS • Gravel Layer 1 LS • Bond 1 LS 	
Waterproof, Caulking and Flashing - 07-1000	0.00%
<ul style="list-style-type: none"> • Section 071900 Water Repellents 1 LS <ul style="list-style-type: none"> • Inclusions: <ul style="list-style-type: none"> • Water Repellents applied to Exterior Stone surfaces only. Includes pressure washing of substrate 1 LS • Pressure washing stone prior to application of water repellents 1 LS • Exclusions: <ul style="list-style-type: none"> • Cleaning, patching or repairing of substrates prior to application of water repellents. • Section 072100 Thermal Insulation (Rigid Insulation Behind Masonry Only) 1 LS <ul style="list-style-type: none"> • Includes 2" Rigid – DuPont Thermax Ci per basis of Design • Includes Insulation Adhesive application on back of rigid insulation • Includes rigid insulation in wall cavity behind masonry veneer only • Includes installation of rigid insulation in horizontal high-hats prior to installation on wall for stone cladding • Add: • Section 072726 Fluid Applied Membrane Air Barrier 1 LS <ul style="list-style-type: none"> • Inclusions: <ul style="list-style-type: none"> • 60 WFT Carlisle Barritech VP Fluid applied membrane air barrier applied to exterior backup walls behind Masonry and Metal Panels. 1 LS • Includes flashing membrane associated with fluid applied air barrier at openings. 1 LS • Exclusions: 1 LS <ul style="list-style-type: none"> • Cleaning, patching or repairing of substrates, flashing not directly associated with air barrier, metal flashing and trim, flashing associated with roofing, high temperature flashings, foam • Add: <ul style="list-style-type: none"> • ABAA QAP Program listed under Section 072726, 1.6 1 LS • Section 075556 Fluid Applied Protected Membrane Roofing <ul style="list-style-type: none"> • Basis of Design (American Hydrotech with 5" 60psi Dow HI60) 1 LS • Inclusions: <ul style="list-style-type: none"> • *215 Mil Hot Fluid Applied Waterproofing, with 5" 60psi extruded polystyrene rigid insulation, iapplied to Level 2 and 3 Balconies. 1 LS <ul style="list-style-type: none"> • 215 mil Hot Applied Waterproofing with Protection Board and Drainage Composite 1 LS • 5" 60psi XPS Insulation 1 LS • Metal Flashings associated with hot applied waterproofing (excludes break form metal at guardrail) 1 LS • Includes one mobilization and 3 Electronic Leak Detections (assumed one ELD test per balcony) 1 LS • Hanover Gridloc Pedestal/Paver System (6"x18", 6"x24", 6"x36") 1 LS • Exclusions: <ul style="list-style-type: none"> • Hot applied waterproofing and pavers at all areas not mentioned above, additional mobilizations, additional ELD tests, galvanized or steel metal plate, break form metal, break form metal at guardrail, rock or ballast, gravel, sand, fabric, PMMA or PUMA Flashings, fire protection layer, delegated design, engineering calculations, cleaning, patching or repairing of substrates, crane for hoisting material, waterproofing at planters, pavers, geofoam, tapered insulation, mortar faced insulation, custom color pavers, expansion joints at decks and all other work not mentioned above. • Section 076200 Sheet Metal Flashing And Trim 1 LS <ul style="list-style-type: none"> • Inclusions: <ul style="list-style-type: none"> • 26G Stainless Steel sheet metal through wall flashing, behind Masonry only, applied to: <ul style="list-style-type: none"> • Base of Wall • Window Heads, Jambs & under Cast Stone Sills • Door Heads & Jambs • Shelf Angles/Lintels • Under Cast Stone Caps per B4/A9 • Under Door per D1/A212 • Exclusions: <ul style="list-style-type: none"> • Flashing associated with Metal Panels, Roofing, Prefinished Flashing, subsills, metal extrusions, trim pieces or closure pieces, precast concrete splash pads, counterflashings, gutters, downspouts, cutting of reglets and all other sheet metal not mentioned above. • Add for 26G SS through wall metal flashing behind Metal Panels 1 LS • Section 079100 Preformed Joint Seals 1 LS • Section 079200 Joint Sealants 1 LS <ul style="list-style-type: none"> • Inclusions: <ul style="list-style-type: none"> • Exterior Silicone Sealants applied to: 1 LS <ul style="list-style-type: none"> • Masonry CJs (max ¾") 1 LS 	



Narrative

Percent Complete

• Masonry to Metal Panel Transitions (max 3/4")	1 LS
• Masonry to Soffits (max 1/2")	1 LS
• Hollow Metal Door Frames to Masonry (max 3/8")	1 LS
• Masonry Returns at Jambs per D1/A211	1 LS
• Stone Caps control joints per B4/A009 (max 3/8"; excludes raking back mortar)	1 LS
• Site Polyurethane Sealants applied to:	1 LS
• Site concrete paving CJ and EJ,	1 LS
• Sidewalk EJ,	1 LS
• Sidewalk -to- concrete curb EJ,	1 LS
• Site concrete -to- base of building EJ,	1 LS
• Exclusions:	
• Sealants and caulking associated with interior, roofing, aluminum windows, aluminum storefront systems, aluminum curtainwall, drywall, metal panel CJs, all stone to stone joints, retaining wall joints, asphalt paving, curb to curb EJ, joint sealants or caulking at joints larger than sizes stated in Inclusions, removal of joint filler materials which interfere with installation of joint sealant, and removal of zips strips, wood filler or foreign substances from joint substrates, and all other joint sealants and caulking not specifically listed in Inclusions.	
• Section 079200 Acoustic Joint Sealants	
• Joints	1 LS
• Penetrations	1 LS
• Inclusions:	
• Acoustic Sealant at bottom of interior non-rated drywall partitions (assuming maximum joint size of 1/2") only.	1 LS
• Acoustic Spray at head of interior non-rated drywall partitions (assuming maximum joint size of 1" measured from top of gypsum to bottom of metal deck) only.	1 LS
• Acoustical sealant at control joints of interior non-rated CMU partitions (assuming max joint size of 1" measured from top of CMU wall to bottom of metal deck) only.	1 LS
• Acoustical sealant at the following new penetrations through interior non-rated drywall/CMU partitions (assuming maximum 1/2" annular space):	1 LS
• HVAC chilled and hot water pipe,	1 LS
• HVAC ducts which do not have dampers,	1 LS
• Domestic hot and cold water pipe,	1 LS
• Soil, Waste, and Vent piping, Gas piping,	1 LS
• Fire Protection Piping (sprinklers),	1 LS
• Electrical, Communication, Telecommunication, Security and Fire alarm rigid conduit.	1 LS
• Exclusions:	
• Acoustical sealant/spray associated with joint sizes or annular space exceeding those stated above, at all other conditions not specifically mentioned above, penetrations above ceiling grid on non-rated walls that do not go to deck, putty pads and/or sealant for outlet junction boxes, cleaning or patching of substrates and all other work not specified above.	
• Bond	1 LS



Narrative

Percent Complete

Narrative	Percent Complete
Spray Foam Insulation - 07-2129	0.00%
<ul style="list-style-type: none"> • Section 072129 Sprayed Insulation 1 LS • Inclusions: <ul style="list-style-type: none"> • Apply R-30 closed cell spray foam insulation with 15 minute intumescent ignition barrier to underside of entire level 1 composite floor deck only as indicated in drawings. 1 LS • Apply closed cell spray foam to top and bottom of roof deck at exterior wall perimeter to seal deck flutes as shown in detail B2, D1, D2, D4/A710. Intumescent thermal barrier included at interior side only. • Includes costs for 3 man crew confined space application at crawl space. 1 LS • Includes 2 mobilizations. 1 LS • Add to include sides and bottoms of steel beams at crawlspace: 1 LS • Exclusions: <ul style="list-style-type: none"> • Any areas not indicated above or shown in shop drawings. Testing, trimming, patching of insulation damaged by others, protection of floor-stocked materials, electrical power for our application, temperature and humidity control of building, additional mobilizations, spray foam in miscellaneous voids, protection of floor stocked materials, protection of MEP installed out of sequence. • Safety Equipment for job site personnel other than Alpha Insulation & Waterproofing Employees and Safety Standards that exceed OSHA or Alpha Insulation & Waterproofing Inc. requirements are also excluded. • Bond 1 LS 	
Metal Wall Panels and Soffits - 07-4213	2.05%
<ul style="list-style-type: none"> • Metal Soffit Panels & Column Covers 1 LS • Column Covers (05 58 13) 1 LS <ul style="list-style-type: none"> • Column covers to be a Metalbond 300 series by Byrne Metals. 1 LS • Column covers to be 1/8" aluminum having a single custom finish. 1 LS • Includes secondary framing off columns. 1 LS • Excludes the interior column covers. 1 LS • Metal Soffit Panels (07 42 13) 1 LS <ul style="list-style-type: none"> • Linear aluminum soffit panels to be a Metalbond 600 series by Byrne Metals. 1 LS • Panels to have a manufactures standard southern pecan finish. 1 LS • Includes associated furring, flashing, and sealant. 1 LS • Soffits will need to be hard framed. 1 LS • We exclude hanger wires and pre-engineered suspension systems. 1 LS • We exclude formed aluminum soffit panels. 1 LS • Bond 1 LS • Dri Design Metal Panel System: 1 SF <ul style="list-style-type: none"> • Dri-Design wall panels, 21,800 SF • Monarch thermal break z-clips, and Thermax Xarmor 2" (R-13) insulation installed per the manufacturer's recommendations, including all Dri-Design Fastners/Tracks/Planks/CFMF at our system only. 1 LS • 11% Material Price Increase Allowance for September per Supplier 1 LS • Bond 1 LS 	
Roofing - 07-5400	7.43%
<ul style="list-style-type: none"> • Thermoplastic Membrane Roofing 1 LS <ul style="list-style-type: none"> • Install a (GAF, Versico, MuleHide) 60 mil PVC fully adhered, over 1/2" cover board, over R-30 (2 layers of 2.6") polyiso roof insulation mechanically fastened and fully adhered to the deck 1 LS • Includes wall, flashing boots, curb, termination bar, penetration flashings, and edge metal. 1 LS • Includes two (3'- 8" X 5' – 4") roof hatches with safety railing. 1 LS • 20-year No Dollar Limit warranty and 2-year workmanship warranty for building and drive-thru. 1 LS • Walkpads included 1 LS • Sheet Metal Flashing and Trim 1 LS <ul style="list-style-type: none"> • Prefinished metal coping and roof edge trim, fascia trim over white edge metal 1 LS • Exclusions: <ul style="list-style-type: none"> • Wood blocking, weather barrier, skylight oculus glass dome, fluid applied membrane roofing, • 11% Material Price Increase Allowance for September per Supplier 1 LS • Bond 1 LS 	



Narrative

Percent Complete

Doors, Frames and Hardware - 08-0100

0.00%

• SECTIONS:	1 LS
• 081113 Hollow Metal Doors and Frames	1 LS
• Doors - Hollow Metal	48 EA
• Doors - Hollow Metal STC 55	2 EA
• Doors - Hollow Metal STC 56	2 EA
• Frames - Hollow Metal 3 Sided STC 52	9 EA
• Frame - Hollow Metal 3 Sided STC 55	1 EA
• Frame - Hollow Metal 3 Sided STC 56	1 EA
• Frames - Hollow Metal 3 Sided	118 EA
• 081416 Flush Wood Doors	1 LS
• Doors - Wood STC 52 Quarter Sliced Euro Oak Fumed (BVC)	9 EA
• Doors - Wood - 1 3/4 SC Quarter Sliced Euro Oak Fumed (BVC)	89 EA
• 087100 Door Hardware	1 LS
• Hardware	1 LS
• Sound Control Door Assemblies (No Spec)	1 LS
• Bond	1 LS
• Hollow Metal Doors and Frames	
• Leadtimes after Approval and Answers to all Questions:	
• Hollow Metal Doors 16-18 Weeks	
• Hollow Metal Frames Please call us to discuss	
• Exclusions:	
• Prefinishing	
• Glass	
• Field Measuring	
• Inclusions:	
• One door shipment	
• Qualifications:	
• Lite kits for hollow metal doors will be shipped loose to be field installed by others.	
• Flush Wood Doors	
• Leadtimes after Approvals and Answers to all Questions:	
• 11-13 Weeks	
• Exclusions:	
• Glass/glazing	
• Inclusions:	
• Prefinishing (1 stain color only) based on the manufacturer's standard finishing system	
• 1 approval/shipment for the entire project	
• Qualifications:	
• Our price is based on supplying the wood doors with manufacturer's standard stock Grade "A," book and running matched, quarter sawn, Euro Oak Fumed face veneers.	
• Modifications of some lite sizes may be required in order to maintain the warranty.	
• Door Hardware	
• Leadtimes after Approvals and Answers to all Questions	
• Hardware: 7-8 Weeks	
• Please note that lead times are subject to change due to fluctuating availability	
• Exclusions	
• Aluminum Storefront Door Hardware	
• Demountable Wall System Door Hardware	
• Vault Door Hardware	
• Overhead Door Hardware	
• Installation of automatic door operators	
• Card Readers	
• Door Contacts	
• Power Supplies	
• Inclusions	
• Automatic door operators to the extent shown.	
• Sound Control Door Assemblies	
• Leadtimes after Approval and Answers to all Questions:	
• STC Doors and Frames 23-25 Weeks	
• Exclusions:	
• Prefinishing	
• Field Measuring	
• Inclusions:	
• One shipment	
• Qualifications:	



Narrative

Percent Complete

• Due to manufacturer restriction the maximum acoustic rating is STC 55 at a paired fire rated steel door unit. Opening W1703A

• Please note, the estimated leadtime quoted above is based on the manufacturer's current leadtimes for the products as bid and qualified herein. With the seasonal fluctuations in the availability of materials and labor, the leadtime is an anticipated estimate only and is not a guarantee of the actual leadtime at time of full approval.

Glass & Glazing & Storefronts - 08-0400

2.25%

• Base Bid	1	LS
• Supply of specified hardware sets per section 087100	1	LS
• Hardware sets: #103A (4x), 403A (1x), 501A (13x), 501AC (1x), 501 AW (1x), 505AW (1x), 507A (1x), 701AC (1x), 714AM (1x), 715A (1x), A710ACM (1x), A710ACM-1 (3x), AC714AM (2x), C201 R (1x), C2051W (1x), C710ACM (1x), C714AM (1x), C715A (2x; door operators included).		
• Electrical integration, door contact, card reader, power supply by others.		
• Joint Firestopping and Thermal Curtain Wall Insulation	1	LS
• Perimeter Fire Containment (Glass-Curtain Wall) at rated slab edge. Install 3"FSK faced mineral wool insulation mechanically fastened within mullions. Install unfaced sating and acrylic based fire stop at joint between slab and curtainwall insulation. Install 3FSK faced mineral wool insulation within mullions at non-fire rated spandrel panels with perimeter taped to frame.		
• Aluminum Entrance and Storefronts		
• Curtain Wall	27,408	SF
• 2 ½" x 7 ½" Charcoal Painted Finish, Steel Reinforcing, T/F anchors, steel anchors, horizontal SSG mullions.		
• 2-year Manufacturer warranty, 20- year Finish Warranty.		
• CW Frames: W1E (1x), W2E (1x), W3E (1x), W4E (1x), W6E (10x), W5E (1x), W7E (1x), W8E (1x), W11E (2x), W12E (1x), W13E (4x), W14E (14x), W16E (1x), W15E (1x), W17E (1x), W18E (1x), W19E (3x), W20E (2x), W21E(2x), W22E (1x), W23E (1x), W24E (3x), W25E (3x), W26E (2x), W27E (10x), W28E (1x), W29E (1x), W30E (1x),W31E (1x), W32E (1x), 2x mockups D3/A010.		
• Note. D1 & D2 /A213, D2/A214, D1/A215, D1/A718 custom extrusion 'aluminum curtainwall trim' in Charcoal painted finish included.		
• Interior Storefront (3146SQFT)	3,146	SF
• 2" x 4 ½", Center-set, Charcoal painted Finish		
• SF Frames: W1 I (1x), W2I (1x), W3I (1x), W4I (1x), W6I (3x), W7I (1x), W8I (1x), W10I (1x), W12I (2x), W14I (1x), W15I (1x), W16I (1x), W17I (2x), W30I (1x), W20I (1x), W21I (1x), W22I (2x), W23I (1x), W24I (1x), W25I (1x), W26I (1x), W27I (1x), W28I (1x), W29I (1x). 2-year Manufacturer warranty, 20- year Finish Warranty.		
• Aluminum Storefront Doors	46	Leafs
• Thermal Wide Stile Entrances@ Exterior, Non-thermal Wide Stile Entrances@ Interior, 10" Bottom rail, Charcoal painted finish, open for 1" infill @ exterior, ¼" infill @ interior. 2-year Manufacturer warranty, 20-year Finish Warranty.		
• 9x pairs, 28 singles.		
• Per PB 19 Response, all entrances bid Wide stile to accommodate for specified hardware.		
• Door Hardware		
• Installation of Hardware sets: #103A (4x), 403A (1x), 501A (13x), 501AC (1x), 501 AW (1x), 505AW (1x), 507A (1x), 701AC (1x), 714AM (1x), 715A (1x), A710ACM (1x), A710ACM-1 (3x), AC714AM (2x), C201R (1x), C2051W (1x), C710ACM (1x), C714AM (1x), C715A (2x).		
• Sliding/Folding Glazed Doors		
• SI 3000 Aluminum Folding Glass Wall, Sx panels, 188 ¼" x 93 ¾", 05LR configuration, 1" IG: Solarban 90 Clear/Clear Tempered with Argon, 2-coat custom painted finish to match 'Charcoal'; including semi-concealed hinges, door catch, unkeyed 2-point lock, single rail, extruded hinge pull. D#E2201C.		
• Brake Metal (1560LNFT.)	1,560	LF
• 24GA prefinished Charcoal Grey Berridge Galvalume Steel flashing@ curtain wall sill conditions D1/A213, D2/A213, D4/A213, D2/A214, D4/A214.		
• Note. All other flashing/break metal terminating other structural elements and preceding glazing scope excluded. (ref. exclusions)		
• Brake Metal		
• .125" brake metal corners in charcoal grey painted finish @C2/A215, D2/A215, C4/A215, D4/A215, B1/A212, B3/A212.		
• Rockwool Comfortbatt R-15 insulation included.		
• Sunshade Devices		
• Per RFI PB 26 Response, Kawneer custom die 18" profile accepted- 2 coat painted finish. @ curtainwall W16E.		
• Display Cases		
• Display Sliding XX Glass doors with¼" clear tempered glass, track assembly, jamb trim, Adams rite lock and cylinders, Adams rite recessed pull, Clear Anodized Finish. Ref. D2/A410 .		
• Acrylic Clerk Windows		
• ½" Acrylic, 1" u-channel, L-brackets. Ref. B1.A406, D1/A406, D2/A406, D4/A206		
• Glass		



Narrative

Percent Complete

• Exterior Glass GL-1	14,656 SF
• 1" IG Low-e: ¼" Solarban 90 Clear Tempered #2 + ½" A.S. +¼" Clear Tempered	
• Exterior Glass GL-1 OVERSIZED	2,750 SF
• 1" IG Low-e "OVERSIZED": ¼" Solarban 90 Clear Tempered #2 + ½" A.S. +¼" Clear Tempered	
• Exterior Glass GL-2	6,706 SF
• 1" IG: ¼" Solarban 90 Clear Tempered #2 + ½" A.S. + ¼" Clear Tempered with Black Opacity.	
• Exterior Glass GL-4	2,231 SF
• 1" IG: ¼" Solarban 90 Clear Tempered #2 + ½" A.S. +¼" Clear Tempered with Opacity White Custom.	
• Monolithic Glass GL-5	2,533 SF
• 1/4" Clear Tempered	
• Fire Rated Glazing	
• 5/16" FireLite Plus 45 min, Door type NN (4x door lites)	1 LS
• Decorative Film WFI	
• Level Standard Repeat Window Film: LSWF006-40 Lindsey Linear (167 SF) located@ Interior Storefront W10I.	167 LF
• Ballistic Clear Glazing	
• Installation of (6x) 48" x 30" butt glazed rated UL 752 Level 3: 1-¼" LP 1250 ballistic rated (laminated acrylic polycarbonate) with stainless steel standoffs and stainless steel u-channel on top.	1 LS
• Fire Rated Assemblies	
• 60 min rated 'Aluminum Series' (Steel) assemblies glazed with 60 min rated Pyrostop, Powder coat Standard Finish. Frames: W9I (3x), W5I (1x), W11I (2x), W18I (2x)	1 LS
• 60 min rated doors: 8 singles: W1103B, W1208, E1206, E1205, W2103B, W3103B, E2101A, E2101B along with compatible hardware in compliance of fire testing: cylinder, Von-duprin CVR/RIM exit devices, LCN closer, smoke seal, EPT 10, removable mullion, welded pivot hinge, auto-operator, electrified hinge, center pin. Note. Per Technical Glass product, all must be fire tested to withstand designated rating. Section 08 71 00 specifies hardware for Hollow Metal doors. TGP match them to fit their system.	1 LS
• Exclusions: actuator, harness, position switch, card reader, power supply and electrical integration.	
• Sealant	
• Perimeter Sealant	19,398
• Exterior Perimeter Sealant, Interior Perimeter Sealant, Backer Rod.	1 LS
• 3 beads at curtainwalls and SSG Horizontals	1 LS
• Labor	1 LS
• Administration	
• Engineering	1 LS
• Shop- drawings	1 LS
• Miscellaneous	
• Equipment Rental	1 LS
• Exclusions: seamless joints, stainless steel 316, reinstallation of base shoes with waterproofing, embeds, temporary railing/protection, coring, fire watch, texture, any supporting structural steel, bond, OCIP, CAD drawings, embeds, bent glass, structural steel tolerances, union labor, any railing scope beyond listed above	
• Bond	1 LS

Glass & SS Rails - 08-0550

5.61%

• System 1: SHOE Glass Railing	
• (424 LF): 2 ¾" x 4" aluminum base shoe, ¾" clear laminated tempered glass with u-cap top rail in Satin finish, 20GA standard 4 brushed aluminum cladding. Note, mounting shown on details 84/A773 & 04/A 77 7 would not work. Steel angle is needed to top mount the base shoe. Steel substructure/angle [provided and installed by others]. 84/A773 & 04/A 77 7 details will be adjusted to reflect bent steel angle overlapping capstone and base shoe will be top mounted on its surfaces. The sequence of work to be coordinated. All railing bid at 42" A.F.F.	424 LF
• System 2: Blade Multi-line Railing	171 LF
• 2" double flat post, Blade multi panel infill, 1-½" top/assist/wall rail in SS304 Satin #6 Finish, FSR 1-½" diameter tube and FSR 1-½" top rail, (Note. quote assumes posts will be mount on steel substructure as shown on detail B3-C4/A617- to be provided & installed by others).	
• System 3: Shoe Glass Railing	
• 6' O" x 3' 6" Mock-up per B3/A.010: 2 panel infills with ¾" clear laminated tempered glass, 2 ¾" x 4" aluminum base shoe, top rail S.S. 304 Satin #6 Finish and 20 GA standard 4in Satin S.S. cladding. Total 6LF. as well as 4' x 3' 6" Mock up (SYSTEM 2) per spec 05 7311-1.8.	6 LF
• System 4: FSR.	
• 1-½" Post diameter tube SS 304 Satin #6 with FSR top rail - IRAIL linear LED Lighted. Total 50 LF.	50 LF
• System 5: Wall Rail:	
• 1-½" SS Rail 304 Satin #6. Ref. to A611, A618. Total 122 LF.	122 LF
• System 6: Hand-Rail:	
• 1-½" assist/wall rail in SS 304 Satin #6 Finish; along with FSR post/top rail. Total 328 LF. Note, Steel post guardrail need to be pre-drilled and pre-fabricated to install VIVA post brackets.	328 LF
• 5x mobilizations, shop drawings. 2-revisions and Performance and Payment Bond included	



Narrative

Percent Complete

Narrative	Quantity	Unit	Percent Complete
OH Doors & Grilles - 08-3323			0.00%
• 12-0 x 12-0, Mark W1703C, W1804C	2	EA	
• Cornell Iron Works Model ESD20, motor operated, face of wall mount, interior coil weathered Thermiser, insulated, 24 gauge, powder coated galvanized steel curtain, single guide weathering, lintel brush seal, electric sensing edge, best cylinder with removable key core			
• 4-0 x 4-0, Mark W1102	1	EA	
• Cornell Iron Works Model ESC10 push-up, between jambs, interior coil counter shutter, 18 gauge, powder coated aluminum curtain, best cylinder with removable key core			
Sealed Concrete - 09-0650			0.00%
• Sealed Concrete: CON-1	15,619	SF	
• Inclusions:			
• Normal Working Hours.	1	LS	
• Supervision	1	LS	
• Liability and Workers Compensation	1	LS	
• Minor Patching	1	LS	
• Temp Floor Protection	1	LS	
• Exclusions:			
• Electrical Power			
• Lighting			
• Dumpster			
• Floor Protection			
• Floor Leveling			
• After Hours Work			
• Parking			
• Mechanical Pad Coatings			
Drywall - 09-2000			0.00%
• BIM for interior walls	1	LS	
• ACT - 1 and 2	1	LS	
• ACM - 1, 2, 3	1	LS	
• AWP- 3 and 4	1	LS	
• ACP - 1	1	LS	
• WDC - 2	1	LS	
• Provide and install WP 5	1	LS	
• Access Panels and floor access hatches allowance	1	LS	
• Install Wall Rails	1	LS	
• Bond	1	LS	
• Excludes:			
• Rigid Insulation			
• Spray Foam Insulation			
• Z Furring			
• Curtain Wall insulation			
• Column covers			
• Dais floor framing			
• Bullet proof panels			
• AWP - 1			
• AWP - 2			
• WDC - 1			
• WP -1 thru 4			
Ceramic & Stone - 09-3000			0.00%
• FT1 Floor Tile @ Rr's	4,230	SF	
• Includes Crack Water Proofing Membrane; Thinset; Urethane Grout			
• Crossville Ceramics @ Bone- Ups			
• Alaska - 12" X 24"			
• FT2 Floor Tile @ 2ND Floor Lobby	6,295	SF	
• Includes Crack Isolation Membrane; Thinset; Cementitious Grout / Sealer			
• Crossville Ceramics @ Bone - Ups			
• Alaska - 24" X48"			
• FT3 Floor Tile @ Breakroom	871	SF	
• Includes Crack Isolation Membrane; Thinset; Cementitious Grout / Sealer			
• Dal-tile Artic White			
• Keystone 2X2 Mosaics / D617			
• FT4 Floor Tile @ Breakroom	110	SF	



Narrative

Percent Complete

<ul style="list-style-type: none"> Includes Crack Isolation Membrane; Thinset; Cementitious Grout / Sealer Dal-tile Black / Ebony Keystone 2X2 Mosaics /D311 			
<ul style="list-style-type: none"> FT5 Floor Tile @ 2ND & 3RD Floor Lobby Includes Crack Water Proofing Membrane; Thinset; Trucolor Urethane Grout Crossville Ceramics @ Alaska / Bone - Ups Alaska - 2X2 Mosaic 			89 SF
<ul style="list-style-type: none"> WT1 Wall Tile @ Rr's Includes Thinset; Trucolor Urethane Grout Crossville Ceramics @ ravertine Sand Accent Point 12 X 24 Ups 			2,952 SF
<ul style="list-style-type: none"> WT2 Wall Tile at Breakroom Includes Thinset; Trucolor Urethane Grout Lili Tile Mia 4 White 100 Mia Tile 8" X 8" Navy Blue 4012 			161 SF
<ul style="list-style-type: none"> WT3 Wall Tile at Coffee Bars Includes Thinset; Trucolor Urethane Grout 			113 SF
<ul style="list-style-type: none"> Dal-tile Miramo Linear Mosaic 1" X 6" 	Aqua / MR47	113.00	
<ul style="list-style-type: none"> WT4 Wall Tile @ RR's - Vanities Includes Thinset; Trucolor Urethane Grout Crossville Ceramics @ Handwritten 3"x12" 	Par Avion	1,259.00	1,259 SF
<ul style="list-style-type: none"> WT5 Wall Tile @ Commissioner's Area Includes Thinset; Trucolor Urethane Grout Concept Surfaces Salerno Dimensional 1X1 Mosaic (12X12 Mesh) 	214.H35 Royal Dark-D		113 PC
<ul style="list-style-type: none"> WT6 Wall Tile at Breakroom Bar Includes Thinset; Trucolor Urethane Grout Dal-tile Miramo Picket Undulated 2 X 5 	Horizon - Glossy / MR48		32 SF
<ul style="list-style-type: none"> WT6A Wall Tile @ Breakroom Bar Includes Thinset; Trucolor Urethane Grout Dal-tile Miramo - Jolly 1/2" X12" 	Horizon - Glossy / MR48		29 EA
<ul style="list-style-type: none"> WT7 & WT7A Wall Tile @ Breakroom Booth Includes Thinset; Trucolor Urethane Grout Dal-tile Color Wheel Classic 3" X 6" / 0190 	Arctic White - Semi Gloss		294 SF
<ul style="list-style-type: none"> TB1 Base @ Rr's Includes Crack Water Proofing Membrane; Thinset; Trucolor Urethane Grout Crossville Ceramics @ Alaska - 6X12 Cove Base 	Bone / ASK02		1,114 EA
<ul style="list-style-type: none"> TB2 Base Includes Crack Water Proofing Membrane; Thinset; Trucolor Urethane Grout Crossville Ceramics @ Alaska - 4X24 Bullnose 	Bone - Ups		648 EA
<ul style="list-style-type: none"> TB3 Base @ Breakroom Includes Crack Water Proofing Membrane; Thinset; Trucolor Urethane Grout Dal-tile Keystones - MB5A Built up Base 2" X 2", Flat Top 	Artic White / D 617		176 EA
<ul style="list-style-type: none"> T1 Metal Wall Tile Transitions Schluter@ Systems Schiene AE100 	Satin Anodized Aluminum		142 EA
<ul style="list-style-type: none"> T2 Metal Floor Tile Transitions to Carpet Schluter@ Systems Dark Anthracite Schiene Trendline A100 TSDA 			23 EA
<ul style="list-style-type: none"> T4 Metal Floor Tile Transitions to Concrete Colors Not Available Schluter@ Systems Reno - V Aevt 100 B30 	Satin Anodized Aluminum		5 EA
<ul style="list-style-type: none"> T11 Metal Floor Tile Transitions to Laf Colors Not Available 			1 EA



Narrative		Percent Complete
<ul style="list-style-type: none"> • Schluter® Systems • Reno - V Aevt 100 B30 	Satin Anodized Aluminum	
• Sealant as Required Per Section 079200 (tile to Tile)		110 EA
<ul style="list-style-type: none"> • Hydroment • Siliconized Acrylic Latex Caulk (sanded) 		
• Attic Stock Supply Material Only		1 LS
<ul style="list-style-type: none"> • 1% of Each Tile Used • Flooring Solutions Inc.Tile • Floor Prep • Temp Floor protection as needed 		250 EA 1 LS
• Bond		1 LS
• Attic Stock		1 LS
Terrazzo Flooring - 09-5100		0.00%
<ul style="list-style-type: none"> • Terrazzo Floor per finish plans • Precast Base • 1 Stair • Floor Protection • 2 Elevator Floors • 100% ISO Crack Membrane • Moisture Mitigation Membrane • Mockup • Bond • Extra mob for elevator floor install 		10,705 SF 1 LS 1 LS 1 LS 1 LS 1 LS 1 LS 1 LS 1 LS
Resilient Flooring and Carpet - 09-5200		0.00%
<ul style="list-style-type: none"> • CPT-1 Carpet Supplied and Installed • Patcraft Commercial Carpets • Skill • Color Name/Number • Moxie • CPT-2 Carpet Supplied and Installed • Interface Flor • Play the Angle 25CMX1M • CPT-3 Carpet Supplied and Installed • Shaw Commercial Carpets • Process Tile • CPT-4 Carpet Supplied and Installed • Interface Flor • Past Forward Collection- Decades • CPT-5 Carpet Supplied and Installed • Interface Flor • Open Air 418 • CPT-6 Carpet Supplied and Installed • Shaw Commercial Carpets • Cross Weave • EF-1 Entrance Flooring Supplied and Installed • Shaw Commercial Carpets • Divvy Tile • Adhesive Materials Supplied Only • Patcraft Commercial Carpets • 5000p Carpet Tile Adhesive • ESD Tile 1 Supplied and Installed • Roppe® Corporation • Esd Vinyl Flooring Static Dissapative 24"X24" • Adhesive Materials Supplied Only • Roppe® Corporation • Adhesive - ASD-800 (esd Adhesive) • LVT-1 Vinyl Tile Supplied and Installed • Interface Flor • Drawn Lines • Adhesive Materials Supplied Only • Interface Flor • Adhesive - XL 2000 Plus • Stair Treads Supplied and Installed 		5,663 SY 359 SY 625 SY 54 SY 275 SY 65 SY 59 SY 43 EA 1,120 SF 4 EA 1,991 SF 7 EA 140 EA



Narrative	Percent Complete
<ul style="list-style-type: none"> • Roppe® Corporation • Stair Tread - Rubber #96 Raised Circular Vantage • Designw/rsr-sn 66" 	
<ul style="list-style-type: none"> • Stair Nose Epoxy Caulk 	27 EA
<ul style="list-style-type: none"> • Roppe® Corporation • Adhesive - 610 Epoxy Nose Filler 	
<ul style="list-style-type: none"> • Rub-1 Rubber Tile Supplied and Installed 	2,021 SF
<ul style="list-style-type: none"> • Stair Landings • Roppe® Corporation • Rubber Tile - #992 Low Profile Raised Circular • Design 50CMX50CMX1/8" 	
<ul style="list-style-type: none"> • Rub-2 Rubber Tile Supplied and Installed 	344 SF
<ul style="list-style-type: none"> • Roppe® Corporation • Rubber Tile - #970 Smooth 50 CM X 50 CM X 1/8" 	
<ul style="list-style-type: none"> • Adhesive Materials Supplied Only 	8 EA
<ul style="list-style-type: none"> • Roppe® Corporation • Adhesive - Aw 510 Rubber Tile & Tread 4 Gal 	
<ul style="list-style-type: none"> • Rb-1 Wall Base Supplied and Installed 	12,240 LF
<ul style="list-style-type: none"> • Roppe® Corporation • Wall Base - Pinnacle -COVE-4" Roll 	
<ul style="list-style-type: none"> • RB-2 Wall Base Supplied and Installed 	120 LF
<ul style="list-style-type: none"> • Roppe® Corporation • Wall Base - Pinnacle -COVE-4" Roll 	
<ul style="list-style-type: none"> • Transitions 	10 EA
<ul style="list-style-type: none"> • Schluter® Systems • Scheine AE-80 Satin Anodized Aluminum 	
<ul style="list-style-type: none"> • Transitions 	10 EA
<ul style="list-style-type: none"> • Roppe® Corporation • Reducer- Vinyl- #169 1/4" Glue Down Reducer 	
<ul style="list-style-type: none"> • Transitions 	1 EA
<ul style="list-style-type: none"> • Roppe® Corporation • Reducer- Rubber- #22 1/8" X 1" Reducer Strip- 9' Lgth 	
<ul style="list-style-type: none"> • Floor Prep Estimate 	250 EA
<ul style="list-style-type: none"> • Flooring Solutions Inc. • Labor • Temp Floor protection as needed • Addition 250 Bags of Floor Prep 	1 LS 250
<ul style="list-style-type: none"> • Attic Stock 	
<ul style="list-style-type: none"> • CPT-1 Attic Stock 	267 SY
<ul style="list-style-type: none"> • Patcraft Commercial Carpets • Skill 	
<ul style="list-style-type: none"> • CPT-2 Attic Stock 	18 SY
<ul style="list-style-type: none"> • Interface Flor • Play the Angle 25CMX1M 	
<ul style="list-style-type: none"> • CPT-3 Attic Stock 	30 SY
<ul style="list-style-type: none"> • Shaw Commercial Carpets • Process Tile 	
<ul style="list-style-type: none"> • CPT-4 Attic Stock 	6 SY
<ul style="list-style-type: none"> • Interface Flor • Past Forward Collection- Decades 	
<ul style="list-style-type: none"> • CPT-5 Attic Stock 	18 SY
<ul style="list-style-type: none"> • Interface Flor • Open Air 418 	
<ul style="list-style-type: none"> • CPT-6 Attic Stock 	5 SY
<ul style="list-style-type: none"> • Shaw Commercial Carpets • Cross Weave 	
<ul style="list-style-type: none"> • EF-1 Attic Stock 	5 SY
<ul style="list-style-type: none"> • Shaw Commercial Carpets • Divvy Tile 	
<ul style="list-style-type: none"> • ESD Tile 1 Attic Stock 	80 SF
<ul style="list-style-type: none"> • Roppe® Corporation • Esd Vinyl Flooring Static Dissapative 24"X24" 	
<ul style="list-style-type: none"> • LVT-1 Attic Stock 	108 SF
<ul style="list-style-type: none"> • Interface Flor • Drawn Lines 	



Narrative		Percent Complete
<ul style="list-style-type: none"> • Rub-1 Attic Stock • Stair Landings • Roppe® Corporation • Rubber Tile - #992 Low Profile Raised Circular • Design 50CMX50CMX1/8" 	86 SF	
<ul style="list-style-type: none"> • Rub-2 Attic Stock • Roppe® Corporation • Rubber Tile - #970 Smooth 50 CM X 50 CM X 1/8" 	43 SF	
<ul style="list-style-type: none"> • Rb-1 Attic Stock • Roppe® Corporation • Wall Base - Pinnacle -COVE-4" Roll 	120 LF	
<ul style="list-style-type: none"> • Bond 	1 LS	
Epoxy Flooring - 09-6723		0.00%
<ul style="list-style-type: none"> • Resinous Flooring LAF-1 	6,324 SF	
<ul style="list-style-type: none"> • Inclusions: • Normal Working Hours. • Supervision • Liability and Workers Compensation • Minor Patching • Floor Protection 	1 LS 1 LS 1 LS 1 LS 6,324	
<ul style="list-style-type: none"> • Exclusions: • Electrical Power • Lighting • Dumpster • Floor Protection • Floor Leveling • After Hours Work • Parking • Mechanical Pad Coatings 		
Paint and Wallcovering - 09-9100		0.00%
<ul style="list-style-type: none"> • Tape, Bed and Paint Walls • Accent Colors per Plans • Painting of Exposed Deck per RCP • Staining of Wood Base • Furnish and Install Wallcovering per Finish Plan • Painting of Hollow Metal Doors and Frames • Painting of Pre-primed Ferrous Steel at Stair Systems • Tape & Float Level 2 Shell Space • Texture at Walls • Paint Plywood Squares with level 5 wall finish • Bond 	1 LS 1 LS 1 LS 1 LS 1 LS 1 LS 1 LS 1 LS 1 LS 1 LS 1 LS	
Fire Extinguishers & Cabinets - 10-0950		0.00%
<ul style="list-style-type: none"> • Fire Extinguisher Cabinets • Fire Extinguishers 	31 EA 35 EA	
Misc Office Equipment - 10-1133		0.00%
<ul style="list-style-type: none"> • Cabinets • Cash Boxes • Literature Racks • Wire Shelving • Markerboards • Tackboards 	4 EA 32 EA 4 EA 4 EA 17 EA 32 EA	



Narrative

Percent Complete

Narrative	Percent Complete
Toilet Room Partitions & Accessories - 10-2113	6.27%
• Provide and Install the following	1 LS
• Toilet Compartments	34 EA
• Urinal Screens	5 EA
• Baby Changing Stations	6 EA
• Grab Bars	38 EA
• Mirrors	39 EA
• Mop Holders	5 EA
• AED Cabinets	7 EA
• AED Device	7 EA
• Knox Box (Not shown on Plans)	2 EA
• Bond	1 LS
Demountable Partitions - 10-2219	0.00%
See attached proposal	1 LS
Bond	1 LS
Curtain & Curtain Track - 10-2123	0.00%
• Deviations and Omissions: Discussion of curtain machine, power, and switch placement ongoing. Proposed with 2 curtains in the dais area.	2 EA
• Quote assumes building structure is sufficient to support all loads.	
• All powder coated items shall be RAL colors in 100% Gloss sheen. Other color/sheen combinations will require additional time and cost if applicable.	
• Power for RFI is covered in Electrical Scope	
• PE stamp on record drawings is not included.	
• Fabrication: 12-16 weeks	
• Installation: 2 mobilizations. 5-6 working days. Curtains install after site is verified dust free.	
Wall Protection - 10-2600	0.00%
• Temporary wall protection	1 LS
Signage - 10-4200	0.00%
• See Attached Quote	1 LS
• 8% Price increase 1/1/25 Allowance	1 LS
• Bond	1 LS
• Wayfinding Sign Allowance	1 LS



PROPOSAL TO:

CHASCO CONSTRUCTORS LTD
 PROJECT: WILLIAMSON COUNTY NEW HEADQUARTERS
 GEORGETOWN TX

CONTACT:
 Raquel S Daniel
 214.908.3235

RFP / BUDGET SUBMITTAL
 DATE: 6.27.2024

AREA	DESCRIPTION	LINEAR FEET	UNIT PER LF	EXT TOTAL
Teknion ALTOS Wall System - 10'-0"H				
Glass Type: Framed glass fascias in 6mm Clear Tempered, Single Glazed, 4" Profile STC: 31				
Metal Finish: Teknion Paint Anthracite				
Floor Tolerance: +1-3/4" Expansion & -1/4" Compression				
LEVEL 01				
DM01 STOREFRONT WALL TYPE	36" Laminate, 80"Framed Glass, 4" Ceiling Fascia, Power per Elec Plan; Monolithic Tech Panel 8"W Door Type: Framed Glass Pivot Door with 10" ADA Kickplate, Cal-Royal Pioneer SL00 Entrance/Office Lock OR SL30 Passage Set (as scheduled)	300	\$ 498	\$ 149,445.00
DM02 Office Demising Walls	36" Laminate, 48"Fabric Gr2, 32"Clerestory 4" Ceiling Fascia Double Sided; Power per Electrical Plans	80	\$ 351	\$ 28,080.00
DM03 MB Wall-2 Sides	36" Laminate, 48"Markerboard, 32"Clerestory 4" Ceiling Fascia Double Sided; Power per Electrical Plans	0	\$ 421	\$ -
DM04 MB Wall 1-Side	36" Laminate, 48"Markerboard, 32"Clerestory 4" Ceiling Fascia Double Sided; Power per Electrical Plans	50	\$ 405	\$ 20,250.00
DM05 Offie Accent Wall	36" Laminate, 48"Fabric Gr 2, 32"Clerestory 4" Ceiling Fascia Back - 84"Fabric, 32" Clerestory; Power per Electrical Plans	12	\$ 359	\$ 4,309.20
DM06	36" Laminate, 48"Fabric Gr 2, 32"Clerestory 4" Ceiling Fascia Back - 84"Fabric, 32" Clerestory; Power per Electrical Plans	92	\$ 356	\$ 32,788.80
DM07	84"Fabric Gr 2, 32"Clerestory 4" Ceiling Fascia Double Sided; Power per Electrical Plans	330	\$ 358	\$ 118,057.50
DM10 Cutable @ Window Wall	12-0"H Altos Wall, Monolithic Laminate To be field cut on site	28	\$ 351	\$ 9,828.00
LEVEL 01 - SUBTOTAL (ALL WALLS)		892		\$362,758.50
LEVEL 02				
DM01 STOREFRONT WALL TYPE	36" Laminate, 80"Framed Glass, 4" Ceiling Fascia, Power per Elec Plan; Monolithic Tech Panel 8"W - Door	290	\$ 498	\$ 144,463.50
DM02 Office Demising Walls	36" Laminate, 48"Fabric Gr2, 32"Clerestory 4" Ceiling Fascia Double Sided; Power per Electrical Plans	65	\$ 351	\$ 22,815.00
DM03 MB Wall-2 Sides	36" Laminate, 48"Markerboard, 32"Clerestory 4" Ceiling Fascia Double Sided; Power per Electrical Plans	12	\$ 421	\$ 5,054.40
DM04 MB Wall 1-Side	36" Laminate, 48"Markerboard, 32"Clerestory 4" Ceiling Fascia Double Sided; Power per Electrical Plans	92	\$ 405	\$ 37,260.00
DM05 Offie Accent Wall	36" Laminate, 48"Fabric Gr 2, 32"Clerestory 4" Ceiling Fascia Back - 84"Fabric, 32" Clerestory; Power per Electrical Plans	112	\$ 359	\$ 40,219.20
DM06	36" Laminate, 48"Fabric Gr 2, 32"Clerestory 4" Ceiling Fascia Back - 84"Fabric, 32" Clerestory; Power per Electrical Plans	190	\$ 356	\$ 67,716.00
DM07	84"Fabric Gr 2, 32"Clerestory 4" Ceiling Fascia Double Sided; Power per Electrical Plans	48	\$ 358	\$ 17,172.00
DM10 Cutable @ Window Wall	12-0"H Altos Wall, Monolithic Laminate To be field cut on site	18	\$ 351	\$ 6,318.00
LEVEL 02 - SUBTOTAL (ALL WALLS)		827		\$341,018.10



PROPOSAL TO:
CHASCO CONSTRUCTORS LTD
 PROJECT: WILLIAMSON COUNTY NEW HEADQUARTERS
 GEORGETOWN TX

CONTACT:
 Raquel S Daniel
 214.908.3235

RFP / BUDGET SUBMITTAL
 DATE: 6.27.2024

AREA	DESCRIPTION	LINEAR FEET	UNIT PER LF	EXT TOTAL
LEVEL 03				
DM01 STOREFRONT WALL TYPE	36" Laminate, 80"Framed Glass, 4" Ceiling Fascia, Power per Elec Plan; Monolithic Tech Panel 8"W - Door	331	\$ 498	\$ 164,887.65
DM02 Office Demising Walls	36" Laminate, 48"Fabric Gr2, 32"Clerestory 4" Ceiling Fascia Double Sided; Power per Electrical Plans	220	\$ 351	\$ 77,220.00
DM03 MB Wall-2 Sides	36" Laminate, 48"Markerboard, 32"Clerestory 4" Ceiling Fascia Double Sided; Power per Electrical Plans	110	\$ 421	\$ 46,332.00
DM04 MB Wall 1-Side	36" Laminate, 48"Markerboard, 32"Clerestory 4" Ceiling Fascia Double Sided; Power per Electrical Plans	45	\$ 405	\$ 18,225.00
DM05 Office Accent Wall	36" Laminate, 48"Fabric Gr 2, 32"Clerestory 4" Ceiling Fascia Back - 84"Fabric, 32" Clerestory; Power per Electrical Plans	85	\$ 359	\$ 30,523.50
DM06	36" Laminate, 48"Fabric Gr 2, 32"Clerestory 4" Ceiling Fascia Back - 84"Fabric, 32" Clerestory; Power per Electrical Plans	180	\$ 356	\$ 64,152.00
DM07	84"Fabric Gr 2, 32"Clerestory 4" Ceiling Fascia Double Sided; Power per Electrical Plans	35	\$ 358	\$ 12,521.25
DM10 Cutable @ Window Wall	12-0"H Altos Wall, Monolithic Laminate To be field cut on site	30	\$ 351	\$ 10,530.00
LEVEL 03 - SUBTOTAL (ALL WALLS)		1036		\$424,391.40
CARD READER DOORS	Provide HES5000 Electric Strike & door prep on Teknion Doors/Frames	5	\$ 840	\$ 4,200.00
FIELD CUTS ON WALLS	Field cut hole for light switch / T-Stats on Tech Panels	87	\$ 50	\$ 4,384.80
TV KITS	Provide internal support rails, (1) Triple power module with two duplex receptacles & one data knockout; coordinate installation in the field with AV vendor	20	\$ 560	\$ 11,200.00
TOTAL LINEAL FOOTAGE: 2,755 - MATERIAL TOTAL				\$1,147,952.80
MATERIAL COST TOTAL				\$ 1,147,952.80
INSTALLATION				\$ 416,185.00
Labor Upcharge - Double handling due to small elevator				\$ 16,175.00
FREIGHT & AFTER HOURS OFFLOAD				\$ 8,400.00
SALES TAX - EXEMPT				\$ -
GRAND TOTAL				\$1,588,712.80

NOTE:

This submittal does not constitute final pricing. Final pricing will be developed based on receipt of the architect's final design and CD's, from which a shop drawings, bill of materials, and formal proposal will be generated by Workplace Solutions for approval and order placement.
 Continuous installation during regular business hours M-5.
 Installation site is reasonably clear and free of other trades and materials.
 Assumes site can accept 54' van with sleeper cab and has sufficient staging area for full trucks.
 Availability and access of dedicated elevator in 4 hour uninterrupted lots. Elevator will allow product to roll in on panel carts.
 Availability and access of a loading dock for above rigs in 4 hour uninterrupted lots.
 Installation is based on Teknion certified ALTOS NON-UNION installers.
 Pricing subject to the attached Workplace Solutions - Terms & Conditions page.
 PRICING IS BASED DRAWING ISSUE: VOLUME 1 CONFORMED SET MAY 23, 2024



Terms and Conditions of Sale

Application of Standard Terms

This agreement represents the entire agreement between the parties and supersedes all other agreements regarding this sale.

Acceptance

A signed proposal is final and binding and any subsequent changes are subject to Seller's ability to conform and are dependent upon factory approval. The order will be processed once all submittals (including bills of materials, drawing submittals, finished samples, manufacturer's production schedules, Seller's delivery and installation schedules) have been reviewed and explicitly approved by the Buyer. Once submittals are available to the Buyer, all approvals must be submitted by the Buyer to the Seller within seven days in order for the Seller to meet the delivery schedule established as a part of this proposal. The Seller cannot be responsible for delays by manufacturers beyond its control.

Cancellation and Changes

Once the proposal is approved and submitted by the Buyer to the Seller and becomes an order, it is understood and agreed that it cannot be cancelled except by mutual consent which shall be in writing within five days. Changes in quantity or specifications are subject to approval by Seller and manufacturer, resulting in additional charges, shall be paid by Buyer. All requests for changes in quantity or specifications shall be delivered to the Seller in writing.

Payment

Unless agreed to otherwise and stated in this order, a minimum deposit of 50% is required for order placement. Balance will be invoiced at shipment of product.

The Buyer agrees to pay final balance within 10 days after receipt of invoice.

The Buyer agrees to pay a finance charge of 1-1/2 percent per month at the annual percentage rate of 18% on all delinquent invoices as well as expenses, attorney fees and court cost which Seller incurs by reason of Buyer's default.

Security Interest

Buyer hereby grants to WPS, and hereby reserves, a security interest in the products subject to this agreement and in the proceeds of any sale or lease of such products to secure payment of all obligations of Buyer to WPS including, without limitation, your obligation to pay the purchase price and/or any installation, maintenance and service fees

related to such Products, and WPS shall have all rights and remedies available at law or equity, including under the Uniform Commercial Code ("UCC"). Buyer authorizes WPS to file a UCC financing statement with the appropriate filing office(s) to perfect such security interest. Buyer shall pay all costs and expenses of WPS related to the creation, maintenance and enforcement of the security interest, including attorney's fees. WPS shall release the security interest upon payment in full of all Buyer's obligations.

Disclaimer

WPS hereby expressly disclaims all warranties either express or implied, including, without limitation, any warranty of merchantability or fitness for a particular purpose. This disclaimer by WPS in no way affects the terms of the Manufacturer's Warranty, if any. WPS does not warrant the performance or integrity of any products, but merely passes through to the Buyer whatever end-user warranty the manufacturers provide with their respective products.

Delays

In the event of construction delays or other causes not within the Seller's control force postponement of the installation, the goods will be stored until installation can be resumed, and will be considered accepted by the Buyer for purposes of payment. Transfer and storage charges incurred shall be paid by the Buyer.

Installation Photography

Seller reserves the right to photograph project installation so as to document project completion and punch list resolution. All photographic rights are property of Seller. No photography will be used for advertising purposes unless expressly approved by Buyer.

Claims

Claims for transportation damage will be processed by the Seller and damaged product will be repaired to the satisfaction of Buyer or replaced.

No Other Agreements

There are no agreements expressed or implied other than those specified herein and those set forth in the specifications, delivery, and installation schedule. The terms and conditions set forth herein and in the above mentioned documents may not be varied except upon the written approval of both Buyer and Seller.

Freight, Delivery & Installation ("FD&I")

FD&I charges are additional unless otherwise agreed to in writing. In the event that delivery and/or installation is required as a part of this proposal, the following provisions shall apply:

Condition of Job Site- the job site shall be clean, clear, and free of debris prior to installation.

Job Site Services- Electric current, heat, hoisting and/or elevator service will be furnished without charge to the Seller. Adequate facilities for off-loading, staging, moving and hauling of merchandise shall be provided.

Special Packaging or Handling- If special packaging or handling is required that is not contained in the specifications, it will be subject to extra charges to the Buyer.

Delivery During Normal Business Hours- Unless otherwise provided for in this order, Delivery and Installation will be made during normal business hours. Additional labor costs resulting from overtime work performed at the Buyer's request or resulting from labor or building conditions will be paid by the Buyer.

Delivery and Storage- Merchandise will be delivered upon receipt, unless otherwise requested. The Seller will provide thirty days of free storage from the date the furniture is received at the warehouse. However the invoice will be processed with a ten percent retainage.

On-Site Storage- Provided the product does not arrive at the site earlier than the date requested, safe and adequate storage space will be provided by the Buyer. If the space provided is inconveniently located or on another floor, the extra cost of transporting to and from storage will be reimbursed by the Buyer. If the product must be moved due to progress of other trades or other reasons, the extra cost of such moving will be reimbursed by the Buyer.

Damage- After arrival at the site, any loss or damage by weather, other trades such as painting or plastering, fire or other elements, shall be the responsibility of the Buyer, and the Buyer agrees to hold the Seller harmless from loss for such reasons.

Use of Union Installation Personnel- Unless otherwise provided for in this order, installation work will be performed using non-union personnel. If union installation labor is required or requested, Buyer agrees to pay additional charges as invoiced.

Company Name (Buyer): _____

Authorized Representative: _____
Signature

Date: _____


Authorized Representative: _____
Print Name

Title: _____

Contact Number: _____

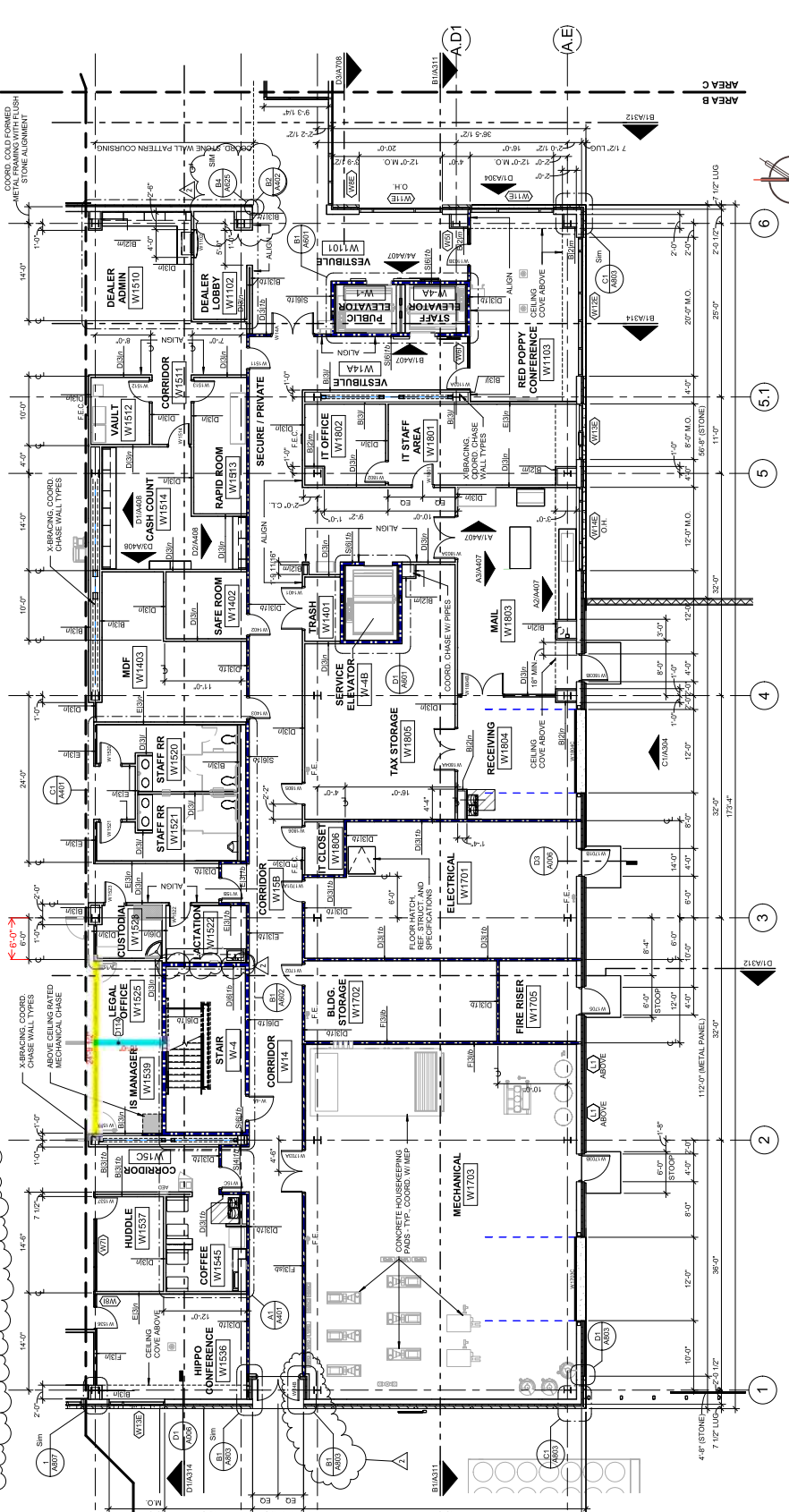
**WORKPLACE SOLUTIONS
WALL TYPE CALCULATIONS**

LEVEL	DM01	DM02	DM03	DM04	DM05	DM06	DM07	DM10	TV	SWITCH	CR	TOTAL LF:
1A	145	40	0	25	0	50	170	10	2	11	0	440
1B	25	10	0	0	0	0	0	0	0	2	0	35
1C	30	0	0	0	0	0	20	3	0	1	0	53
1D	100	30	0	25	12	42	140	15	6	10	0	364
LEVEL 1 - TOTAL	300	80	0	50	12	92	330	28	8	24	0	892
2A	255	65	0	75	100	160	40	15	3	24	2	710
2B	35	0	12	17	12	30	8	3	1	4	1	117
2C	0	0	0	0	0	0	0	0	0	0	0	0
2D	0	0	0	0	0	0	0	0	0	0	0	0
LEVEL 2 - TOTAL	290	65	12	92	112	190	48	18	4	28	3	827
3A	315	220	110	45	85	170	35	30	5	34	2	1010
3B	0	0	0	0	0	0	0	0	0	0	0	0
3C	0	0	0	0	0	0	0	0	0	0	0	0
3D	16	0	0	0	0	10	0	0	0	1	0	26
LEVEL 3 - TOTAL	331	220	110	45	85	180	35	30	5	35	2	1036
GRAND TOTAL - ALL FLOORS:									17	87	5	2755



GENERAL PLAN NOTES

- SEE SHEET 1011 FOR SYMBOL DESCRIPTIONS.
- PROVIDE SHOWN INSULATION TO THE INSIDE OF THE EXPOSED LEVEL 1 COMPOSITE STEEL BEAM AND STRUCTURAL STEEL FRAMING REFERENCE SPECIFICATIONS.
- REFER TO SLAB PLAN FOR ALL FLOOR SLOPES AND RECESSES TO BE COORDINATED WITH SELECTED EQUIPMENT AND MANUFACTURERS RECOMMENDED INSTALLATION. REVIEW AND APPROVE ALL RECESSES AND SLOPES PRIOR TO CONSTRUCTION. THE CONTRACTOR SHALL BE RESPONSIBLE FOR THE CORRECT PLACEMENT OF CONCRETE SLAB. NOTIFY ARCHITECT OF ANY DISCREPANCIES PRIOR TO THE PLACEMENT OF CONCRETE SLAB.
- REFER TO SHEET 1011 FOR PARTITION TYPES AND PARTITION MATERIALS. DIMENSIONS, AND FINISHES ARE TO BE COORDINATED WITH THE MANUFACTURER'S RECOMMENDATIONS. UNLESS OTHERWISE NOTED, CONTRACTOR TO REVIEW AND VERIFY ALL BEAM HEIGHTS, PARTITION HEIGHTS, AND PARTITION FINISHES. OVP, CEILING AND SOFFITS AND COORDINATION OF OVERHEAD/ABOVE CEILING MEP.
- REVIEW ALL FLOOR PLANS AND LIFE SAFETY FLOOR PLANS FOR THE LOCATION OF RATED PARTITIONS AND PARTITION TYPES. PARTITION TYPES AND PARTITION MATERIALS SHALL BE COORDINATED WITH THE MANUFACTURER'S RECOMMENDATIONS. UNLESS OTHERWISE NOTED, CONTRACTOR TO REVIEW AND VERIFY ALL BEAM HEIGHTS, PARTITION HEIGHTS, AND PARTITION FINISHES. OVP, CEILING AND SOFFITS AND COORDINATION OF OVERHEAD/ABOVE CEILING MEP.
- DIMENSIONS ARE FROM CENTRELINE OF GRIDS TO FACES OF STUDS AND/OR TO EDGES OF SLABS AND LUGS. WHERE INDICATED WITH CENTRELINE SYMBOL, DIMENSION TO FACE(S) OF FINISH MATERIAL. DIMENSIONS OTHERWISE NOTED ARE TO BE COORDINATED WITH ASSEMBLED MATERIALS AND/OR ARCHITECT, AS REQUIRED.
- WHERE "W/C OR CLEAR" DIMENSIONS OCCUR ON THE DRAWINGS, THE CONTRACTOR SHALL BE RESPONSIBLE FOR DELIVERING THE CLEAR DIMENSIONS NOTED ON THE DRAWINGS TO THE OWNER AND ARCHITECTS. DIMENSIONS SHALL BE BROUGHT TO THE OWNER AND ARCHITECTS PRIOR TO CONSTRUCTION. THE CONTRACTOR SHALL BE RESPONSIBLE FOR OBTAINING CONSTRUCTION COSTS AND TIME ASSOCIATED WITH REMOVING AND REPAIRING DIMENSIONS. DIMENSIONS SHALL BE SOLELY THE RESPONSIBILITY OF THE CONTRACTOR.
- DIMENSIONS OF INTERIOR FINISHES, FIXTURES AND ACCESSORIES ARE TAKEN FROM THE FACE OF FINISH (OR EXPOSED SURFACE). THIS INCLUDES, BUT IS NOT NECESSARILY LIMITED TO, INTERIOR WALLS, CEILING, FLOORING, TOILET ACCESSORIES TO BE COORDINATED WITH THE CLEARANCES REQUIRED BY THE MANUFACTURER'S RECOMMENDATIONS. DIMENSIONS NOTED ON THE DRAWINGS, SHALL BE SOLELY THE RESPONSIBILITY OF THE CONTRACTOR.
- DIMENSIONS AT MASONRY ASSEMBLIES ARE NOMINAL ON PLANS AND ACTUAL ON DETAILS, UNLESS OTHERWISE NOTED.
- STRUCTURAL DRAWINGS FOR THE LOCATION AND DETAIL(S) OF BEAMS, JOISTS, BRACKETS, ETC.) OF ANY LOAD BEARING PARTITION ASSEMBLIES, EXTERIOR WALLS AND INTERIOR WALLS SHALL BE COORDINATED WITH THE ARCHITECT PRIOR TO CONSTRUCTION. THE CONTRACTOR SHALL BE RESPONSIBLE FOR OBTAINING ALL NECESSARY METAL FRAMING SEE SPECIFICATIONS.
- ALL FIRE AND SMOKE BARRIER RATED CONSTRUCTION SHALL BE EQUAL OR GREATER RATED CONSTRUCTION OR STRUCTURE RATED PARTITIONS SHALL EXTEND FROM FLOOR TO FLOOR. EXTERIOR SHEATHING OR CURTAIN WALL THROUGH SOFFITS, AND AROUND RECESSES FOR EXTERIOR FINISH SHALL BE EQUAL OR GREATER RATED CONSTRUCTION. ALL RECESSES FOR EXTERIOR FINISH SHALL BE EQUAL OR GREATER RATED CONSTRUCTION. ALL RECESSES FOR EXTERIOR FINISH SHALL BE EQUAL OR GREATER RATED CONSTRUCTION. ALL RECESSES FOR EXTERIOR FINISH SHALL BE EQUAL OR GREATER RATED CONSTRUCTION.
- NEW PENETRATIONS IN FIRE RATED ASSEMBLIES AND/OR FLOOR SLABS SHALL BE SEALED WITH AN APPROVED FIRE RATED PENETRATION SYSTEM. PENETRATIONS HANDED BY BUILDING CODES AND AN AUTHORITY HAVING JURISDICTION.
- ACADEMICALLY RATED PARTITIONS SHALL EXTEND FROM FLOOR TO THE UNDERSIDE OF THE FLOOR OR ROOF STRUCTURE ABOVE (UNLESS OTHERWISE NOTED). ALL JUNCTIONS THROUGH THEM SHALL BE SEALED AND INSULATED AS REQUIRED TO MAINTAIN THE SPECIFIED STC RATING OF THE PARTITION, WHERE OCCUR.
- PROVIDE CORNER GUARDS AT ALL INTERIOR GYP PARTITION OUTSIDE CORNERS. REFER TO SPECIFICATIONS AND ARCHITECT'S NOTES FOR TYPE AND STYLE.
- PROVIDE SPECIFIED CHASES AND BACK-OUT SPACES AT ALL CONCRETE AREA, ROOMS, COURT ROOMS AND A/V TYPE SPACES. EXCLUDE GLAZING IN CONCRETE AREA. THE CHASES WITH THE SIZE, PATTERNS AND SHAPES OF EXTERIOR GLAZING TO RECEIVE SPECIFIED SHAPES.
- ALL INTERIORS EXPOSED STEEL STRUCTURE TO BE PAINTED PT-777. REFER TO FINISH SCHEDULE ON SHEET A00 AND PAINT SPECIFICATIONS.
- ALL EXTERIOR EXPOSED STEEL STRUCTURE TO BE PAINTED PT-777. REFER TO FINISH SCHEDULE ON SHEET A00 AND PAINT SPECIFICATIONS.
- ALL PRE-FINISHED METAL CORING, FLASHING & TRIM TO MATCH ADJACENT WALL PANEL. TRIM TO MATCH ADJACENT WALL PANEL. TRIM TO MATCH ADJACENT WALL PANEL.
- IN THE EVENT THAT A DISCREPANCY OR CONFLICT IS IDENTIFIED IN THE DOCUMENTS, THE CONTRACTOR SHALL NOTIFY THE ARCHITECT IMMEDIATELY FOR DIRECTION AND RESOLUTION. THE CONTRACTOR SHALL NOT BE RESPONSIBLE FOR ADDITIONAL COSTS AND/OR TIME FOR THE PROJECT IN THE EVENT THAT THE CONTRACTOR ACCEPTS THAT THE ARCHITECT'S DETERMINATION IN THESE MATTERS IS FINAL AND NOT TO BE CHALLENGED.
- NOTE: THE FLOOR SLAB MAY NOT ALL APPLY TO THIS PROJECT. THE CONTRACTOR SHALL BE RESPONSIBLE FOR UNDERSTANDING THE PROJECT'S SCOPE FOR BOTH THE NEW CONSTRUCTION AND THE EXISTING BUILDING. THE CONTRACTOR SHALL BE RESPONSIBLE FOR OBTAINING ALL NECESSARY METAL FRAMING SEE SPECIFICATIONS.




D1 LEVEL 1 - AREA B FLOOR PLAN
 1/8" = 1'-0"

AREA A, AREA B, AREA C, AREA D, AREA E, AREA F

PLAN NORTH

Scale: 1/8" = 1'-0"

Page 8 of 24



NEW WILLIAMSON COUNTY HEADQUARTERS FACILITY
BUILDING PACKAGE
 1848 Texas Trail
 Georgetown, TX 78626

WILCO TEXAS
 © 2024 Marmomok, LLP
 Unrestricted reproduction
 is prohibited without the
 written consent of
 Marmomok, LLP
 Checked: L.S. JM
 Date: May 6, 2024
 Project No: 22020
 Revisions: 2 5/23/24 Addendum 03

SHEET TITLE
LEVEL 1 - ENLARGED AREA D FLOOR PLAN

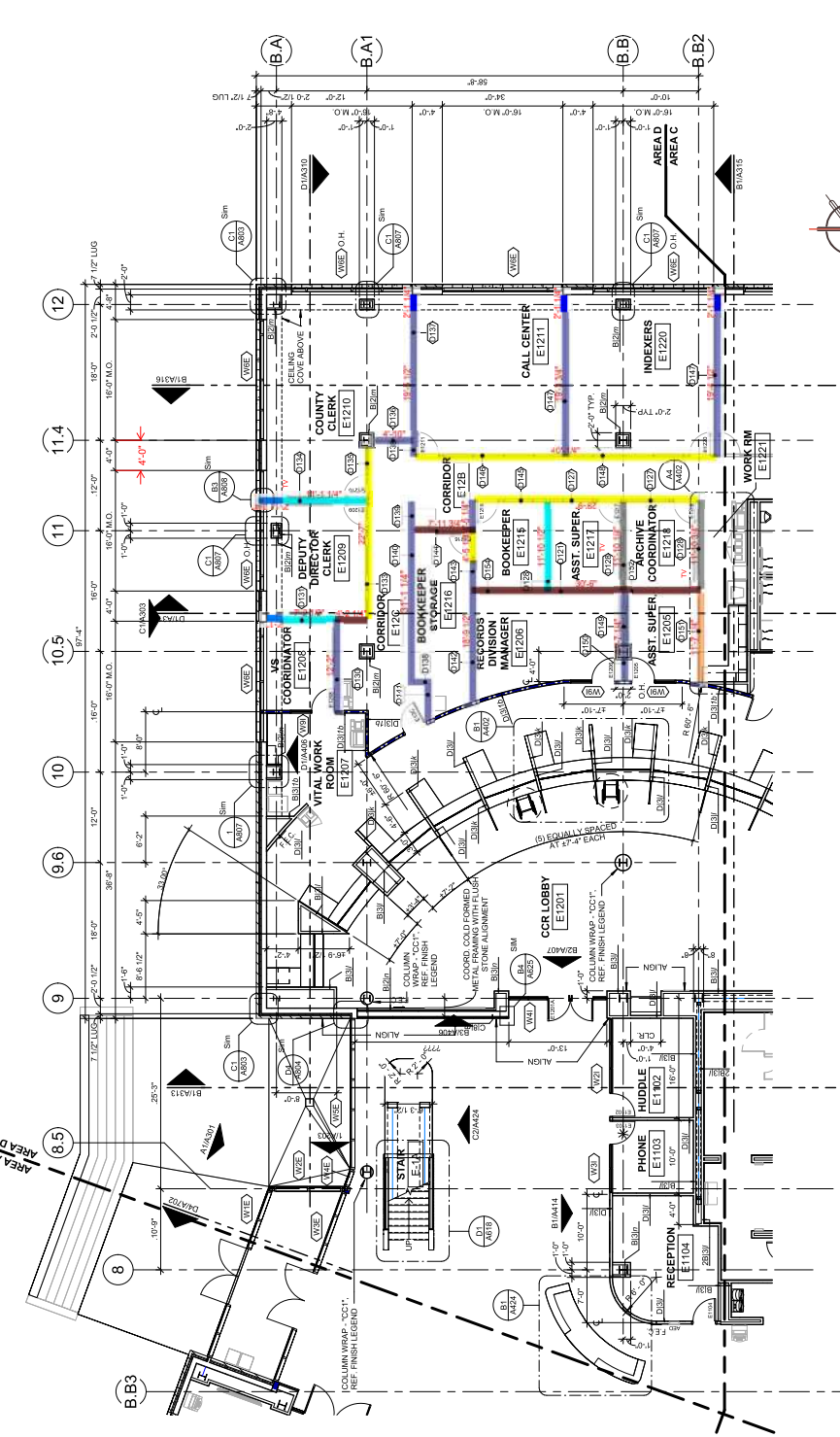
SHEET NO.
A114

GENERAL PLAN NOTES

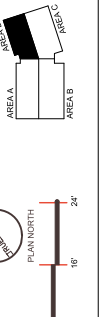
- 1. WHERE ANY OF CLEAR DIMENSIONS OCCUR ON THE DRAWINGS, THE CONTRACTOR SHALL BE RESPONSIBLE FOR DELIVERING THE CLEAR DIMENSIONS NOTED ON THE DRAWINGS IMMEDIATELY. VERIFYING CONFLICTING DIMENSIONS AND EXISTING DIMENSIONS THAT SHOWN ON THE DOCUMENTS, SHALL BE BROUGHT TO THE OWNER AND ARCHITECTS ATTENTION IMMEDIATELY. VERIFYING CONFLICTING DIMENSIONS AND EXISTING DIMENSIONS SHALL BE BROUGHT TO THE OWNER AND ARCHITECTS ATTENTION IMMEDIATELY. VERIFYING CONFLICTING DIMENSIONS AND EXISTING DIMENSIONS SHALL BE BROUGHT TO THE OWNER AND ARCHITECTS ATTENTION IMMEDIATELY. VERIFYING CONFLICTING DIMENSIONS AND EXISTING DIMENSIONS SHALL BE BROUGHT TO THE OWNER AND ARCHITECTS ATTENTION IMMEDIATELY.
- 2. DIMENSIONS OF INTERIOR FINISHES, FIXTURES AND ACCESSORIES ARE TAKEN FROM THE FACES OF FINISH OR COUPLED SURFACES. THIS INCLUDES, BUT IS NOT NECESSARILY LIMITED TO, TOILET ACCESSORIES ARE TO BE COORDINATED WITH THE CLEARANCES REQUIRED BY THE CONTRACTOR.
- 3. DIMENSIONS AT MASONRY ASSEMBLIES ARE NOMINAL ON PLANS AND ACTUAL ON DETAILS, UNLESS OTHERWISE NOTED.
- 4. UNLESS OTHERWISE NOTED, ALL PARTITIONS ARE NON-LOAD BEARING. REFERENCE TO PARTITIONS SHALL BE TO THE PARTITION ASSEMBLY (PARTITION WALLS AND INTERIOR PARTITIONS). PARTITIONS SHALL BE CONSIDERED COLD-FORMED METAL FRAMING. SEE SPECIFICATIONS.
- 5. REVIEW ALL FLOOR PLANS AND LIFE SAFETY FLOOR PLANS FOR THE LOCATION OF RATED GLASS PARTITIONS AND LIFE SAFETY GLASS PARTITIONS. REFER TO THE ARCHITECT'S SPECIFICATIONS FOR THE LOCATION OF RATED GLASS PARTITIONS AND LIFE SAFETY GLASS PARTITIONS. REFER TO THE ARCHITECT'S SPECIFICATIONS FOR THE LOCATION OF RATED GLASS PARTITIONS AND LIFE SAFETY GLASS PARTITIONS.

- 6. WHERE ANY OF CLEAR DIMENSIONS OCCUR ON THE DRAWINGS, THE CONTRACTOR SHALL BE RESPONSIBLE FOR DELIVERING THE CLEAR DIMENSIONS NOTED ON THE DRAWINGS IMMEDIATELY. VERIFYING CONFLICTING DIMENSIONS AND EXISTING DIMENSIONS THAT SHOWN ON THE DOCUMENTS, SHALL BE BROUGHT TO THE OWNER AND ARCHITECTS ATTENTION IMMEDIATELY. VERIFYING CONFLICTING DIMENSIONS AND EXISTING DIMENSIONS SHALL BE BROUGHT TO THE OWNER AND ARCHITECTS ATTENTION IMMEDIATELY. VERIFYING CONFLICTING DIMENSIONS AND EXISTING DIMENSIONS SHALL BE BROUGHT TO THE OWNER AND ARCHITECTS ATTENTION IMMEDIATELY.
- 7. DIMENSIONS OF INTERIOR FINISHES, FIXTURES AND ACCESSORIES ARE TAKEN FROM THE FACES OF FINISH OR COUPLED SURFACES. THIS INCLUDES, BUT IS NOT NECESSARILY LIMITED TO, TOILET ACCESSORIES ARE TO BE COORDINATED WITH THE CLEARANCES REQUIRED BY THE CONTRACTOR.
- 8. DIMENSIONS AT MASONRY ASSEMBLIES ARE NOMINAL ON PLANS AND ACTUAL ON DETAILS, UNLESS OTHERWISE NOTED.
- 9. UNLESS OTHERWISE NOTED, ALL PARTITIONS ARE NON-LOAD BEARING. REFERENCE TO PARTITIONS SHALL BE TO THE PARTITION ASSEMBLY (PARTITION WALLS AND INTERIOR PARTITIONS). PARTITIONS SHALL BE CONSIDERED COLD-FORMED METAL FRAMING. SEE SPECIFICATIONS.
- 10. ALL FIRE AND SMOKE BARRIERS (RATED) CONSTRUCTION SHALL BE EQUAL OR GREATER RATED CONSTRUCTION OR STRUCTURE. RATED PARTITIONS SHALL EXTEND FROM FLOOR TO CEILING OR TO THE TOP OF THE WALL. RATED PARTITIONS SHALL BE CONSIDERED COLD-FORMED METAL FRAMING. SEE SPECIFICATIONS.
- 11. NEW PENETRATIONS IN FIRE RATED ASSEMBLIES, AND/OR FLOOR SLABS, SHALL BE SEALED WITH FIRE RATED PENETRATION SEALANT. PENETRATIONS SHALL BE SEALED TO MAINTAIN THE SPECIFIED STC RATING OF THE PARTITION, WHERE OCCUR.
- 12. ACCIDENTALLY RATED PARTITIONS SHALL EXTEND FROM FLOOR TO THE UNDERSIDE OF THE FLOOR OR ROOF STRUCTURE ABOVE (UNLESS OTHERWISE NOTED). ALL UNCTIONS THROUGH THEM, SHALL BE SEALED AND INSULATED AS REQUIRED TO MAINTAIN THE SPECIFIED STC RATING OF THE PARTITION, WHERE OCCUR.
- 13. PROVIDE CORNER GUARDS AT ALL INTERIOR CORNER PARTITION OUTSIDE CORNERS. REFER TO SPECIFICATIONS AND A600 SHEETS FOR TYPE AND STYLE.
- 14. PROVIDE SPECIFIED SHAPES AT ALL OFFICE OR OPEN OFFICE AREAS WITH EXTERIOR PARTITIONS. PROVIDE SPECIFIED SHAPES AT ALL OFFICE OR OPEN OFFICE AREAS WITH EXTERIOR PARTITIONS. PROVIDE SPECIFIED SHAPES AT ALL OFFICE OR OPEN OFFICE AREAS WITH EXTERIOR PARTITIONS.


- 15. PROVIDE MINIMUMS AT ALL INTERIOR GLAZING EXCEPT DOOR VISION PANELS.
- 16. ALL EXTERIOR EXPOSED STEEL STRUCTURE TO BE PAINTED (PP-777). REFER TO FINISH SCHEDULE ON SHEET A600 AND PAINT SPECIFICATIONS.
- 17. ALL EXTERIOR EXPOSED STEEL STRUCTURE TO BE PAINTED (PP-777). REFER TO FINISH SCHEDULE ON SHEET A600 AND PAINT SPECIFICATIONS.
- 18. ALL PRE-FINISHED METAL COPING, FLASHING & TRIM TO MATCH ADJACENT WALL PANEL. TRIM TO MATCH ADJACENT WALL PANEL. TRIM TO MATCH ADJACENT WALL PANEL.
- 19. IN THE EVENT THAT A DISCREPANCY OR CONFLICT, IS IDENTIFIED IN THE DOCUMENTS, THE CONTRACTOR SHALL NOTIFY THE ARCHITECT IMMEDIATELY FOR DIRECTION AND RESOLUTION. THE CONTRACTOR SHALL NOT BE RESPONSIBLE FOR ANY ADDITIONAL COSTS INCURRED BY THE PROJECT. THE CONTRACTOR ACCEPTS THAT THE ARCHITECT'S DETERMINATION IN THESE MATTERS IS FINAL.



DM01 36" Solid with Glass above 100 LF	DM02 36" Lam-48" Fab-32" Glass 30 LF	DM03 36" Lam-48" Fab-32" Glass IMB Both Sides 0 LF	DM04 36" Lam-48" Fab-32" Glass IMB 1 Side 25 LF	DM05 GREEN 36" Lam-48" Fab-32" Glass Segmented outside 12 LF	DM06 RIPT 36" Lam-48" Fab-32" Glass Segmented outside 42 LF	DM07 RIPT 84" Fab-32" Glass Both Sides 140 LF	DM10 12H Cutable @ Windows 15 LF	TOTAL 364 LF	DOOR WITH CARD READER 0 Units	TV COUNT: 6 SWITCHES: 10
---	---	--	---	--	---	---	---	------------------------	---	---



LEVEL 1 - AREA D FLOOR PLAN
 1/8" = 1'-0"



NEW WILLIAMSON COUNTY HEADQUARTERS FACILITY
 BUILDING PACKAGE
 1848 Texas Trail
 Georgetown, TX, 78626

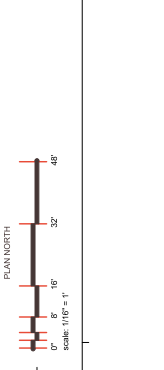
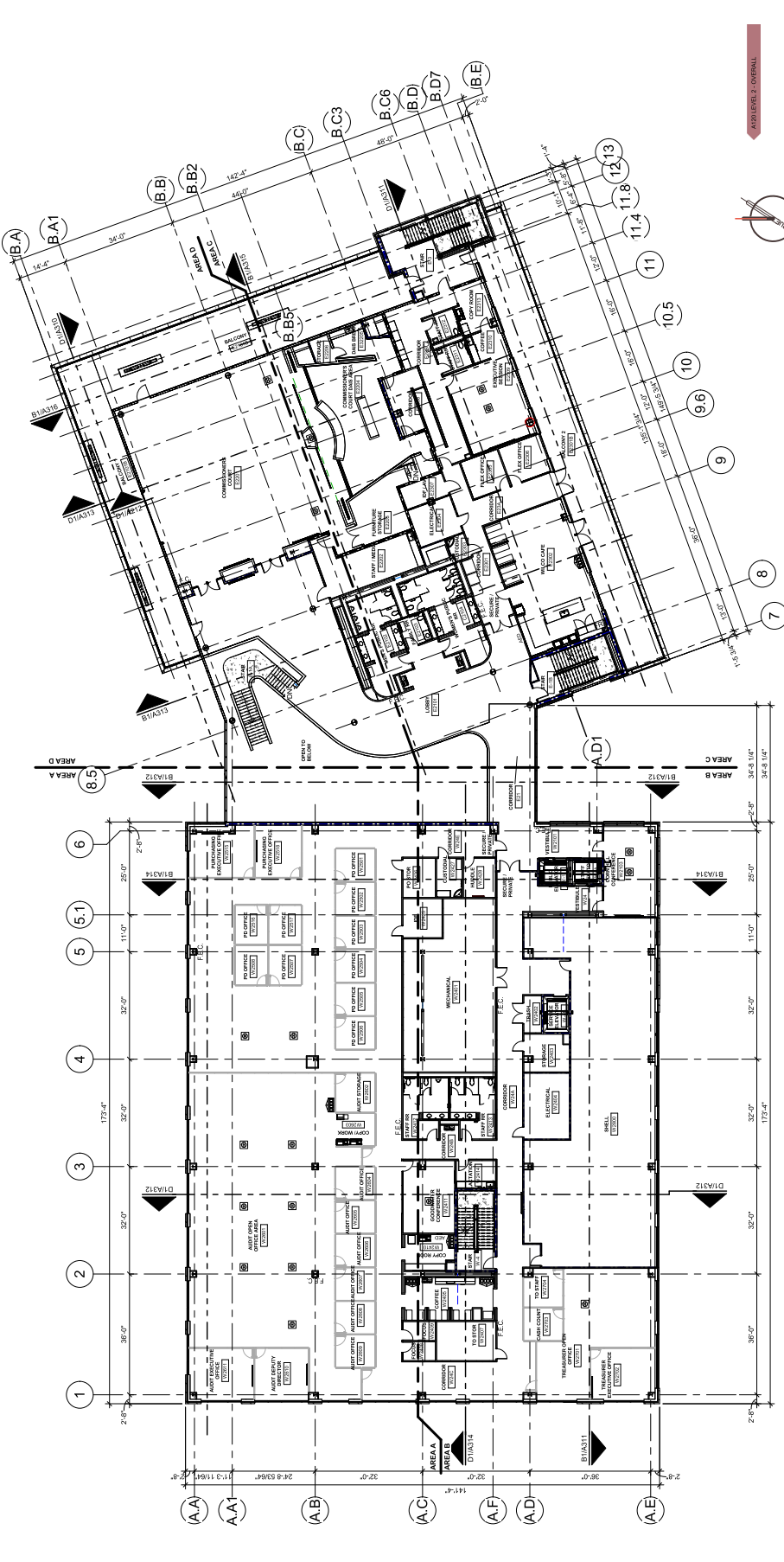
WILCO TEXAS
 © 2024 Marmomok, LLP
 Unpublished reproduction
 is prohibited.
 Checked: S.A. AM, J.G. RM
 U.S. HM
 Date: May 6, 2024
 Project No.: 22020
 Revisions:

SHEET TITLE
**LEVEL 2 -
 OVERALL FLOOR
 PLAN**



SHEET NO.
A120

GENERAL CONSTRUCTION NOTES

1. THE CONTRACTOR SHALL VERIFY THE ACCURACY OF ALL DIMENSIONS AND LOCATIONS SHOWN ON THIS PLAN. THE CONTRACTOR SHALL NOTIFY THE ARCHITECT IMMEDIATELY IN WRITING OF ANY DISCREPANCIES OR OMISSIONS. THE CONTRACTOR SHALL BE RESPONSIBLE FOR OBTAINING ALL NECESSARY PERMITS AND APPROVALS FROM THE LOCAL, STATE, AND FEDERAL AUTHORITIES. THE CONTRACTOR SHALL BE RESPONSIBLE FOR OBTAINING ALL NECESSARY PERMITS AND APPROVALS FROM THE LOCAL, STATE, AND FEDERAL AUTHORITIES.
2. ALL DIMENSIONS ARE TO FACE UNLESS OTHERWISE NOTED. DIMENSIONS TO FACE SHALL BE SHOWN IN RED. DIMENSIONS TO CENTERLINE SHALL BE SHOWN IN BLACK.
3. THE CONTRACTOR SHALL BE RESPONSIBLE FOR OBTAINING ALL NECESSARY PERMITS AND APPROVALS FROM THE LOCAL, STATE, AND FEDERAL AUTHORITIES. THE CONTRACTOR SHALL BE RESPONSIBLE FOR OBTAINING ALL NECESSARY PERMITS AND APPROVALS FROM THE LOCAL, STATE, AND FEDERAL AUTHORITIES.
4. ALL WORK SHALL BE DONE IN ACCORDANCE WITH THE LATEST EDITIONS OF THE INTERNATIONAL BUILDING CODES (IBC), THE INTERNATIONAL MECHANICAL AND ELECTRICAL CODES (IMC), THE INTERNATIONAL PLUMBING AND MECHANICAL CODES (IPC), AND THE INTERNATIONAL FIRE AND SAFETY CODES (IFSC).
5. THE CONTRACTOR SHALL BE RESPONSIBLE FOR OBTAINING ALL NECESSARY PERMITS AND APPROVALS FROM THE LOCAL, STATE, AND FEDERAL AUTHORITIES. THE CONTRACTOR SHALL BE RESPONSIBLE FOR OBTAINING ALL NECESSARY PERMITS AND APPROVALS FROM THE LOCAL, STATE, AND FEDERAL AUTHORITIES.
6. ALL WORK SHALL BE DONE IN ACCORDANCE WITH THE LATEST EDITIONS OF THE INTERNATIONAL BUILDING CODES (IBC), THE INTERNATIONAL MECHANICAL AND ELECTRICAL CODES (IMC), THE INTERNATIONAL PLUMBING AND MECHANICAL CODES (IPC), AND THE INTERNATIONAL FIRE AND SAFETY CODES (IFSC).
7. THE CONTRACTOR SHALL BE RESPONSIBLE FOR OBTAINING ALL NECESSARY PERMITS AND APPROVALS FROM THE LOCAL, STATE, AND FEDERAL AUTHORITIES. THE CONTRACTOR SHALL BE RESPONSIBLE FOR OBTAINING ALL NECESSARY PERMITS AND APPROVALS FROM THE LOCAL, STATE, AND FEDERAL AUTHORITIES.
8. ALL WORK SHALL BE DONE IN ACCORDANCE WITH THE LATEST EDITIONS OF THE INTERNATIONAL BUILDING CODES (IBC), THE INTERNATIONAL MECHANICAL AND ELECTRICAL CODES (IMC), THE INTERNATIONAL PLUMBING AND MECHANICAL CODES (IPC), AND THE INTERNATIONAL FIRE AND SAFETY CODES (IFSC).



D1 LEVEL 2 - OVERALL FLOOR PLAN
 1/16" = 1'-0"
 A120



1848 Texas Trail
 Georgetown, TX, 78626

BUILDING PACKAGE
 NEW WILLIAMSON COUNTY
 HEADQUARTERS FACILITY

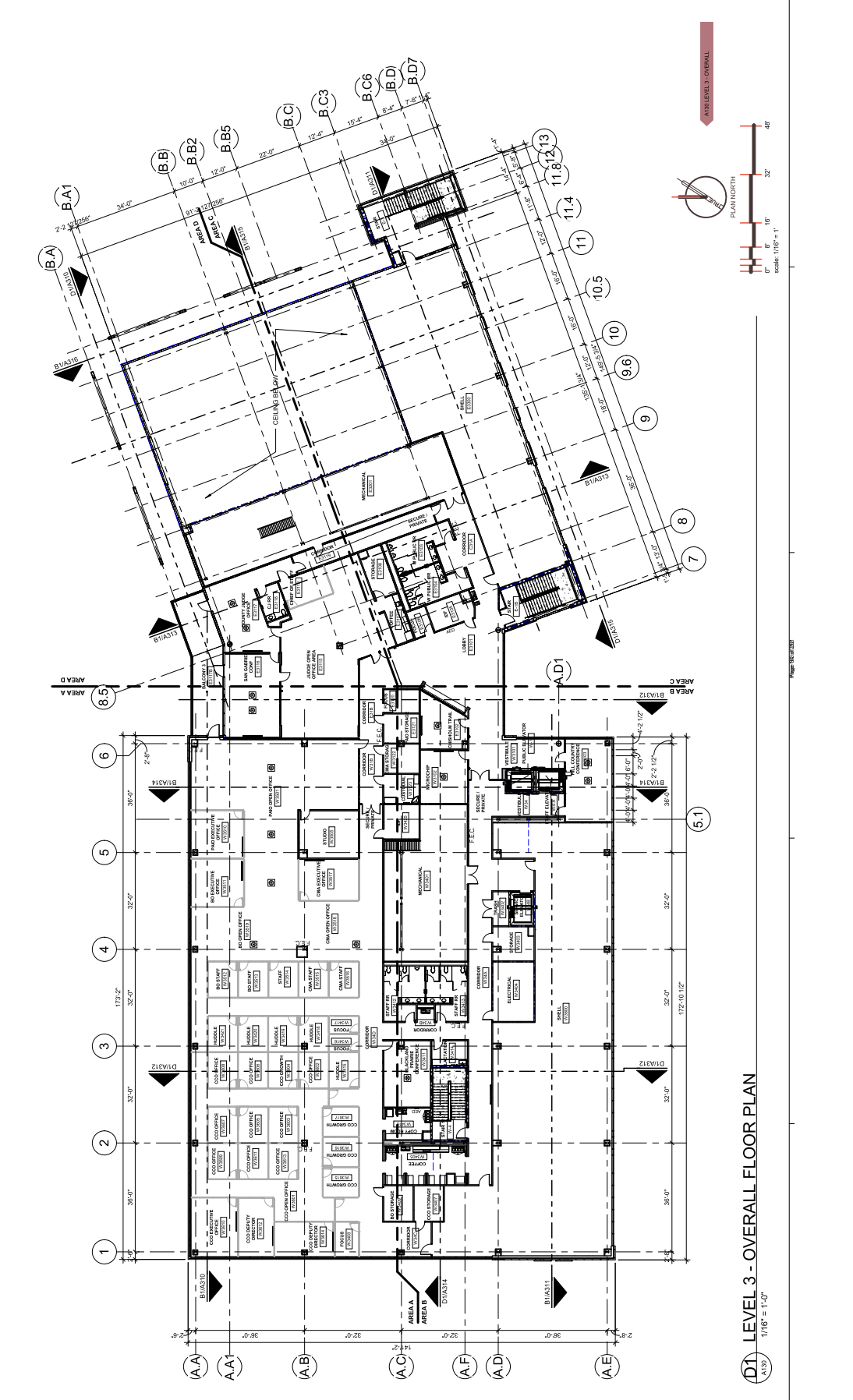
WILCO TEXAS
 © 2024 Marmomok, LLP
 Unrestricted reproduction
 is prohibited without written
 permission of Marmomok, LLP
 Checked: L.S. HM
 Date: May 6, 2024
 Project No.: 22020
 Revisions:

SHEET TITLE
 LEVEL 3 -
 OVERALL FLOOR
 PLAN

SHEET NO.
 A130

1. THE CONTRACTOR SHALL BE RESPONSIBLE FOR OBTAINING ALL NECESSARY PERMITS AND APPROVALS FROM ALL APPLICABLE AGENCIES AND AGENCIES PRIOR TO THE START OF CONSTRUCTION. THE CONTRACTOR SHALL BE RESPONSIBLE FOR OBTAINING ALL NECESSARY PERMITS AND APPROVALS FROM ALL APPLICABLE AGENCIES AND AGENCIES PRIOR TO THE START OF CONSTRUCTION. THE CONTRACTOR SHALL BE RESPONSIBLE FOR OBTAINING ALL NECESSARY PERMITS AND APPROVALS FROM ALL APPLICABLE AGENCIES AND AGENCIES PRIOR TO THE START OF CONSTRUCTION. THE CONTRACTOR SHALL BE RESPONSIBLE FOR OBTAINING ALL NECESSARY PERMITS AND APPROVALS FROM ALL APPLICABLE AGENCIES AND AGENCIES PRIOR TO THE START OF CONSTRUCTION.

2. THE CONTRACTOR SHALL BE RESPONSIBLE FOR OBTAINING ALL NECESSARY PERMITS AND APPROVALS FROM ALL APPLICABLE AGENCIES AND AGENCIES PRIOR TO THE START OF CONSTRUCTION. THE CONTRACTOR SHALL BE RESPONSIBLE FOR OBTAINING ALL NECESSARY PERMITS AND APPROVALS FROM ALL APPLICABLE AGENCIES AND AGENCIES PRIOR TO THE START OF CONSTRUCTION. THE CONTRACTOR SHALL BE RESPONSIBLE FOR OBTAINING ALL NECESSARY PERMITS AND APPROVALS FROM ALL APPLICABLE AGENCIES AND AGENCIES PRIOR TO THE START OF CONSTRUCTION.



D1 LEVEL 3 - OVERALL FLOOR PLAN
 1/16" = 1'-0"

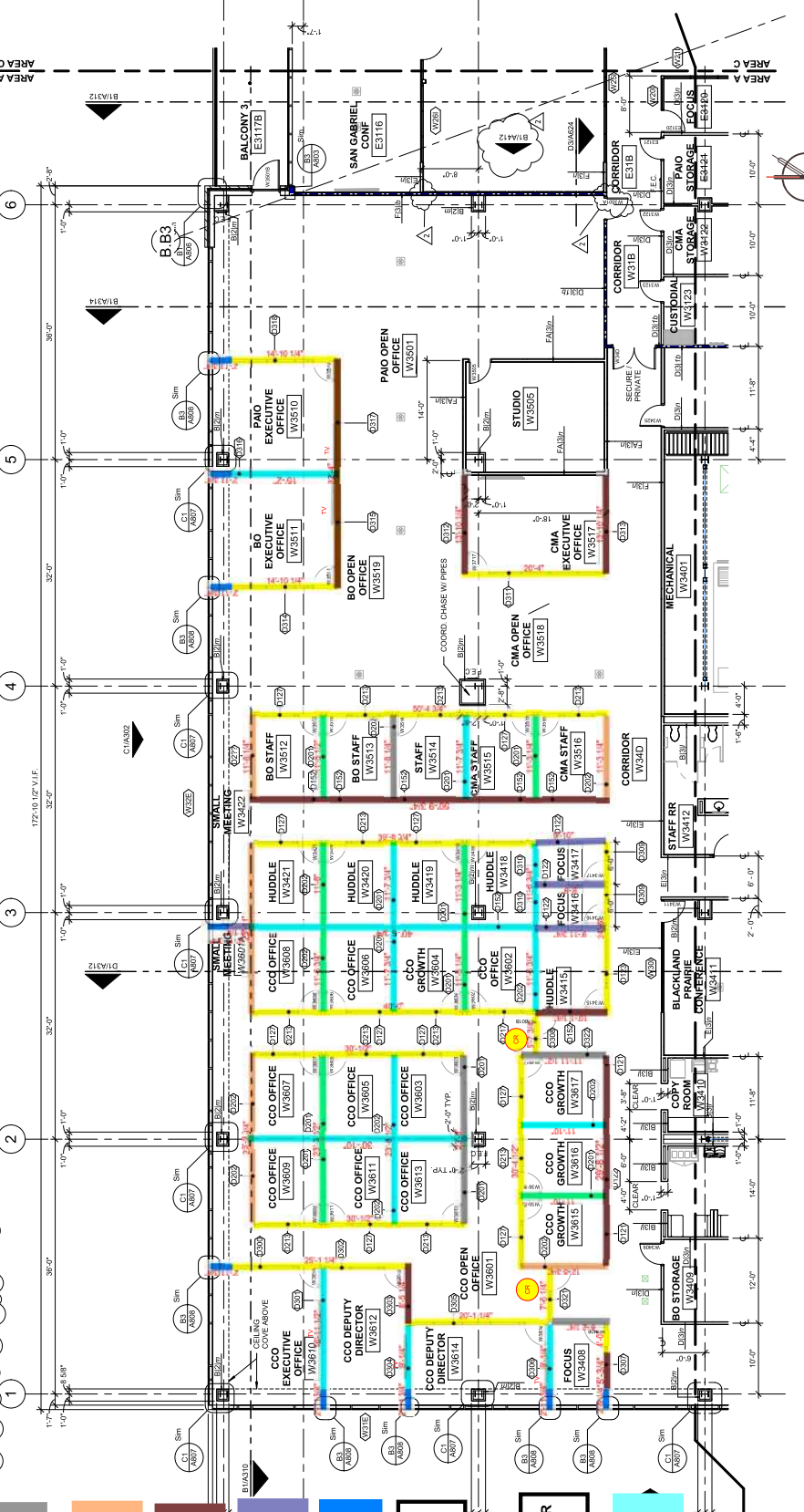



DM01 36" solid with Glass above 315 LF	DM02 36" Lam-48" Fab-32" Glass 220 LF	DM03 36" Lam-48" Fab-32" Glass MB Both Sides 110 LF	DM04 36" Lam-48" Fab-32" Glass MB 1-Side 45 LF	DM05 GREEN 36" Lam-48" Fab-32" Glass Segmented outside 85 LF	DM06 RIFT 36" Lam-48" Fab-32" Glass Segmented outside 170 LF	DM07 RIFT 84" Fab-32" Glass Both Sides 35 LF	DM10 12" Cutable @ Windows 30 LF	TOTAL 1,010 LF	DOOR WITH CARD READER 2 Units	TV COUNT: 5 SWITCHES: 34
---	--	---	--	--	--	--	---	--------------------------	---	---

GENERAL PLAN NOTES

- SEE SHEET 001 FOR SYMBOL DESCRIPTIONS.
- REVIEW ALL FLOOR PLANS AND LIFE SAFETY FLOOR PLANS FOR THE LOCATION OF PARTED GLAZING AND INSULATION TO THE INTERIORS OF THE ENTIRE LEVEL. A COMPOSITE STEEL DECK AND STRUCTURAL STEEL FRAMING REFERENCE SPECIFICATIONS.
- REFER TO SLAB PLAN FOR ALL FLOOR SLOPES AND RECESSES TO BE COORDINATED WITH SELECTED EQUIPMENT AND MANUFACTURING RECOMMENDED INSTALLATION. REVIEW AND PLACE OF CONCRETE SLAB. NOTIFY ARCHITECT OF ANY DISCREPANCIES PRIOR TO THE PLACEMENT OF CONCRETE SLAB.
- REFER TO SHEET 001 FOR PARTITION TYPES AND PARTITION MATERIALS. DIMENSIONS, AND UNLESS OTHERWISE NOTED, CONTRACTOR TO REVIEW AND VERIFY ALL RECK HEIGHTS, COORDINATE WITH ARCHITECT FOR PARTITION TYPES, CEILING AND SOFFITS AND COORDINATION OF OVERHEAD/UNDERHEAD CEILING MEP.
- REVIEW ALL FLOOR PLANS AND LIFE SAFETY FLOOR PLANS FOR THE LOCATION OF PARTED GLAZING AND INSULATION TO THE INTERIORS OF THE ENTIRE LEVEL. A COMPOSITE STEEL DECK AND STRUCTURAL STEEL FRAMING REFERENCE SPECIFICATIONS.
- REFER TO SLAB PLAN FOR ALL FLOOR SLOPES AND RECESSES TO BE COORDINATED WITH SELECTED EQUIPMENT AND MANUFACTURING RECOMMENDED INSTALLATION. REVIEW AND PLACE OF CONCRETE SLAB. NOTIFY ARCHITECT OF ANY DISCREPANCIES PRIOR TO THE PLACEMENT OF CONCRETE SLAB.
- DIMENSIONS OF INTERIOR FINISHES, FIXTURES AND ACCESSORIES ARE TAKEN FROM THE FACED OF FINISH (OR EXPOSED SURFACE). THIS INCLUDES, BUT IS NOT LIMITED TO, TOILET ACCESSORIES ARE TO BE COORDINATED WITH THE CLEARANCES REQUIRED UNLESS OTHERWISE NOTED. CONTRACTOR TO REVIEW AND VERIFY ALL RECK HEIGHTS, COORDINATE WITH ARCHITECT FOR PARTITION TYPES, CEILING AND SOFFITS AND COORDINATION OF OVERHEAD/UNDERHEAD CEILING MEP.
- DIMENSIONS AT MASONRY ASSEMBLY ARE NOMINAL ON PLANS AND ACTUAL ON DETAILS. UNLESS OTHERWISE NOTED.
- ALL PARTITIONS ARE TO BE FINISHED WITH INTERIOR FINISHES. REFER TO STRUCTURAL DRAWINGS FOR THE LOCATION AND DETAIL SIZES, REINFORCING, ETC.) OF ANY LOAD BEARING PARTITION ASSEMBLIES. EXTERIOR WALLS AND INTERIOR WALLS SHALL BE FINISHED WITH INTERIOR FINISHES. UNLESS OTHERWISE NOTED, CONTRACTOR TO REVIEW AND VERIFY ALL RECK HEIGHTS, COORDINATE WITH ARCHITECT FOR PARTITION TYPES, CEILING AND SOFFITS AND COORDINATION OF OVERHEAD/UNDERHEAD CEILING MEP.

- WHERE "WC" OR "EP" DIMENSIONS OCCUR ON THE DRAWINGS, THE CONTRACTOR SHALL BE RESPONSIBLE FOR DELIVERING THE CLEAR DIMENSIONS NOTED ON THE DRAWINGS THAT SHOWN ON THE DOCUMENTS. SHALL BE BROUGHT TO THE OWNER AND ARCHITECT FOR REVIEW AND APPROVAL. THE CONTRACTOR SHALL BE RESPONSIBLE FOR OBTAINING ALL ADDITIONAL CONSTRUCTION COSTS AND TIME ASSOCIATED WITH REMOVING AND REPAIRING AND ANY OTHER APPROPRIATE FIRE SEPARATION MEASURES. CALL THE ARCHITECT FOR ANY OTHER APPROPRIATE FIRE SEPARATION MEASURES.
- NEW PENETRATIONS IN FIRE RATED ASSEMBLIES, AND/OR FLOOR SLABS, SHALL BE SEALED TO MATCH ADJACENT WALL PANEL. CONTRACTOR SHALL NOTIFY THE ARCHITECT IMMEDIATELY FOR DIRECTION AND APPROVAL. CONTRACTOR SHALL BE RESPONSIBLE FOR OBTAINING ALL ADDITIONAL COSTS AND TIME FOR THE MATTERS IS BEING REVIEWED.
- ADJUSTABLY RATED PARTITIONS SHALL EXTEND FROM FLOOR TO THE UNDERSIDE OF THE FLOOR OR ROOF STRUCTURE ABOVE UNLESS OTHERWISE NOTED. ALL JUNCTIONS THROUGH THEM SHALL BE SEALED AND INSULATED AS REQUIRED TO MAINTAIN THE SPECIFIED STC RATING OF THE PARTITION, WHERE OCCUR.
- PROVIDE CORNER CHAIRS AT ALL INTERIOR GYP PARTITION OUTSIDE CORNERS. REFER TO SPECIFICATIONS AND ADO SHEETS FOR TYPE AND STYLE.
- PROVIDE CORNER CHAIRS AT ALL INTERIOR GYP PARTITION OUTSIDE CORNERS. REFER TO SPECIFICATIONS AND ADO SHEETS FOR TYPE AND STYLE.
- ROOMS, COURT ROOMS AND A.V. TYPE SPACES. EXCLUDE GLAZING IN CIRCULATION AREA. PROVIDE SPECIFIC SIZES AND BLACK-OUT SHAKES AT ALL CONFERENCE ROOMS WITH THE SIZE, PATTERNS AND SHAPES OF EXTERIOR GLAZING TO RECEIVE SPECIFIED SHIMES.
- ALL FIRE AND SMOKE BARRIER (RATED) CONSTRUCTION SHALL ABUT EQUAL OR GREATER RATED CONSTRUCTION OR STRUCTURE. RATED PARTITIONS SHALL EXTEND FROM FLOOR TO CEILING. EXTERIOR SHEATHING OR CURTAIN WALL, THROUGH SOFFITS, AND AROUND RECESSES EQUIPPED WITH EQUALLY RATED GLASS, SHUTTERS, DAMPERS, CALL THE ARCHITECT FOR ANY OTHER APPROPRIATE FIRE SEPARATION MEASURES. CALL THE ARCHITECT FOR ANY OTHER APPROPRIATE FIRE SEPARATION MEASURES.
- ALL EXTERIOR EXPOSED STEEL STRUCTURE TO BE PAINTED PT-777. REFER TO FINISH SCHEDULE ON SHEET A60 AND PAINT SPECIFICATIONS.
- ALL EXTERIOR EXPOSED STEEL STRUCTURE TO BE PAINTED PT-777. REFER TO FINISH SCHEDULE ON SHEET A60 AND PAINT SPECIFICATIONS.
- ALL FINISHED METAL COPING, FLASHING & TRIM TO MATCH ADJACENT WALL PANEL. CONTRACTOR SHALL NOTIFY THE ARCHITECT IMMEDIATELY FOR DIRECTION AND APPROVAL. CONTRACTOR SHALL BE RESPONSIBLE FOR OBTAINING ALL ADDITIONAL COSTS AND TIME FOR THE MATTERS IS BEING REVIEWED.
- IN THE EVENT THAT A DISCREPANCY OR CONFLICT IS IDENTIFIED IN THE DOCUMENTS, THE CONTRACTOR SHALL NOTIFY THE ARCHITECT IMMEDIATELY FOR DIRECTION AND APPROVAL. CONTRACTOR SHALL BE RESPONSIBLE FOR OBTAINING ALL ADDITIONAL COSTS AND TIME FOR THE MATTERS IS BEING REVIEWED.
- IN THE EVENT THAT A DISCREPANCY OR CONFLICT IS IDENTIFIED IN THE DOCUMENTS, THE CONTRACTOR SHALL NOTIFY THE ARCHITECT IMMEDIATELY FOR DIRECTION AND APPROVAL. CONTRACTOR SHALL BE RESPONSIBLE FOR OBTAINING ALL ADDITIONAL COSTS AND TIME FOR THE MATTERS IS BEING REVIEWED.
- IN THE EVENT THAT A DISCREPANCY OR CONFLICT IS IDENTIFIED IN THE DOCUMENTS, THE CONTRACTOR SHALL NOTIFY THE ARCHITECT IMMEDIATELY FOR DIRECTION AND APPROVAL. CONTRACTOR SHALL BE RESPONSIBLE FOR OBTAINING ALL ADDITIONAL COSTS AND TIME FOR THE MATTERS IS BEING REVIEWED.
- IN THE EVENT THAT A DISCREPANCY OR CONFLICT IS IDENTIFIED IN THE DOCUMENTS, THE CONTRACTOR SHALL NOTIFY THE ARCHITECT IMMEDIATELY FOR DIRECTION AND APPROVAL. CONTRACTOR SHALL BE RESPONSIBLE FOR OBTAINING ALL ADDITIONAL COSTS AND TIME FOR THE MATTERS IS BEING REVIEWED.
- IN THE EVENT THAT A DISCREPANCY OR CONFLICT IS IDENTIFIED IN THE DOCUMENTS, THE CONTRACTOR SHALL NOTIFY THE ARCHITECT IMMEDIATELY FOR DIRECTION AND APPROVAL. CONTRACTOR SHALL BE RESPONSIBLE FOR OBTAINING ALL ADDITIONAL COSTS AND TIME FOR THE MATTERS IS BEING REVIEWED.
- IN THE EVENT THAT A DISCREPANCY OR CONFLICT IS IDENTIFIED IN THE DOCUMENTS, THE CONTRACTOR SHALL NOTIFY THE ARCHITECT IMMEDIATELY FOR DIRECTION AND APPROVAL. CONTRACTOR SHALL BE RESPONSIBLE FOR OBTAINING ALL ADDITIONAL COSTS AND TIME FOR THE MATTERS IS BEING REVIEWED.





NEW WILLIAMSON COUNTY HEADQUARTERS FACILITY
 BUILDING PACKAGE
 1848 Texas Trail
 Georgetown, TX 78626

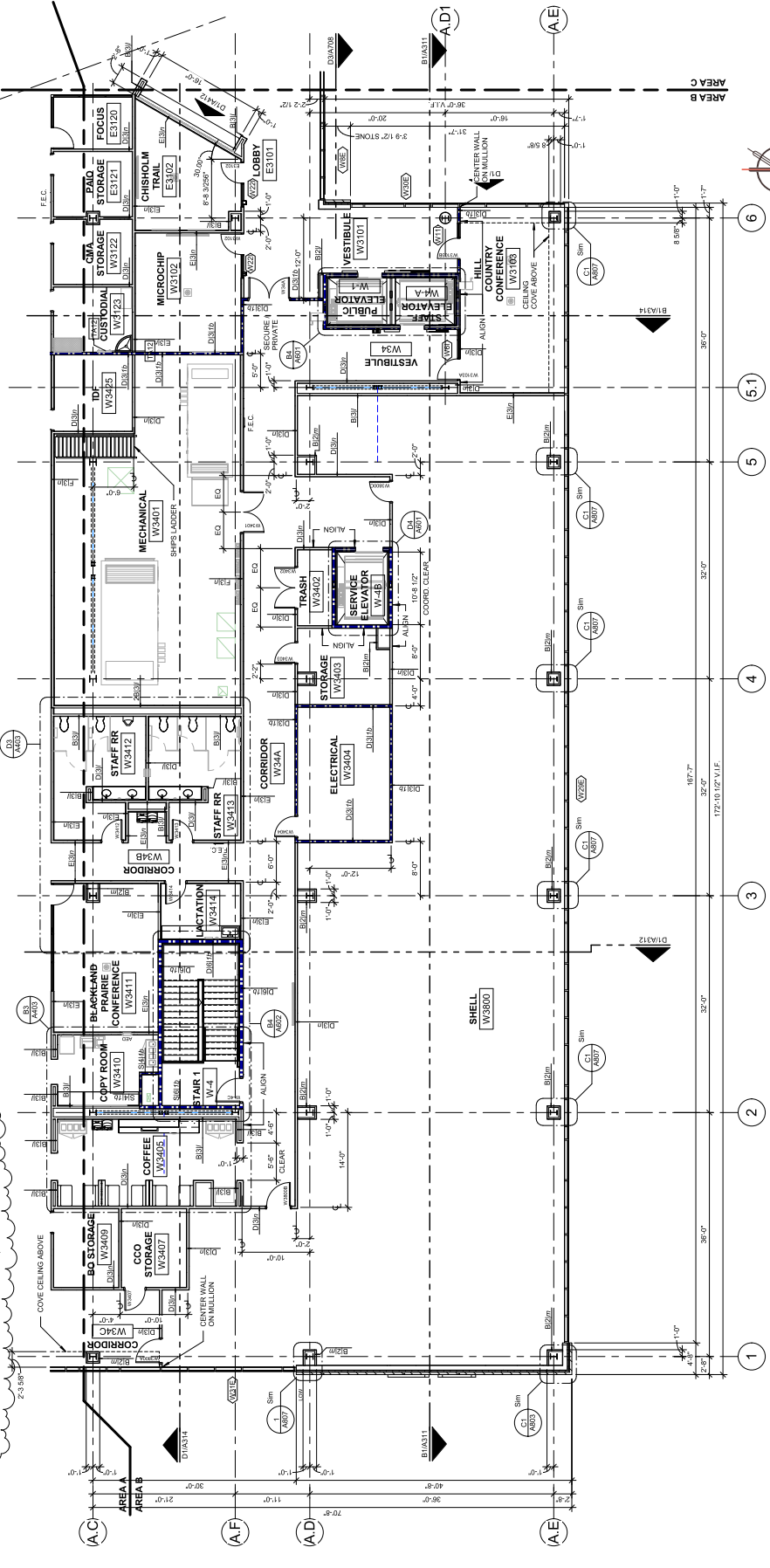


© 2024 Marmomok, LLP
 Unauthorised reproduction
 Is prohibited
 Drawn: RA, AM, JG
 Checked: LS, HM
 Date: May 6, 2024
 Project No: 22020
 Revisions: 2 5/23/24 Addendum 03

SHEET TITLE
 LEVEL 3 -
 ENLARGED AREA
 B FLOOR PLAN
 SHEET NO. A132

GENERAL PLAN NOTES

- SEE SHEET 101 FOR SYMBOL DESCRIPTIONS.
- SEE SHEET 101 FOR ALL FLOOR SLOPES AND REFER TO THE COMPOSITE STEEL DECK AND STRUCTURAL STEEL FRAMING REFERENCE SPECIFICATIONS.
- REFER TO SLAB PLAN FOR ALL FLOOR SLOPES AND REFER TO THE COMPOSITE STEEL DECK AND STRUCTURAL STEEL FRAMING REFERENCE SPECIFICATIONS. SELECTED EQUIPMENT AND MANUFACTURES RECOMMENDED INSTALLATION, REVIEW AND APPROVAL OF ALL MANUFACTURER'S INSTALLATION AND VERIFICATION OF THE PLACEMENT OF CONCRETE SHALL BE THE RESPONSIBILITY OF THE ARCHITECT.
- REFER TO SHEET 101 FOR PARTITION TYPES AND PARTITION MATERIALS, DIMENSIONS, AND FINISHES. VERIFY ALL PARTITION TYPES, DIMENSIONS, AND FINISHES. VERIFY ALL BEAM HEIGHTS, FINISHES, AND ACCESSORIES ARE TO BE COORDINATED WITH THE CLEARANCE OF OVERHEAD CEILING MECH. EQUIPMENT, LIGHT FIXTURES, AND SUPPORTS AND COORDINATION OF OVERHEAD CEILING MECH. EQUIPMENT, LIGHT FIXTURES, AND SUPPORTS.
- REVIEW ALL FLOOR PLANS AND LIFE SAFETY FLOOR PLANS FOR THE LOCATION OF RATED PARTITIONS AND EGRESS FOR CONFORMANCE OF ALL OTHER ASSOCIATED CODE REQUIREMENTS.
- ALL PARTITIONS SHALL BE NON-LOAD BEARING. REFERENCE TO THE SLAB PLAN FOR ALL FLOOR SLOPES AND REFER TO THE COMPOSITE STEEL DECK AND STRUCTURAL STEEL FRAMING REFERENCE SPECIFICATIONS. ALL PARTITIONS SHALL BE COORDINATED WITH THE CLEARANCES OF OVERHEAD CEILING MECH. EQUIPMENT, LIGHT FIXTURES, AND SUPPORTS.
- ALL PARTITIONS SHALL BE COORDINATED WITH THE CLEARANCES OF OVERHEAD CEILING MECH. EQUIPMENT, LIGHT FIXTURES, AND SUPPORTS.
- ALL PARTITIONS SHALL BE COORDINATED WITH THE CLEARANCES OF OVERHEAD CEILING MECH. EQUIPMENT, LIGHT FIXTURES, AND SUPPORTS.
- ALL PARTITIONS SHALL BE COORDINATED WITH THE CLEARANCES OF OVERHEAD CEILING MECH. EQUIPMENT, LIGHT FIXTURES, AND SUPPORTS.
- ALL PARTITIONS SHALL BE COORDINATED WITH THE CLEARANCES OF OVERHEAD CEILING MECH. EQUIPMENT, LIGHT FIXTURES, AND SUPPORTS.
- ALL PARTITIONS SHALL BE COORDINATED WITH THE CLEARANCES OF OVERHEAD CEILING MECH. EQUIPMENT, LIGHT FIXTURES, AND SUPPORTS.
- ALL PARTITIONS SHALL BE COORDINATED WITH THE CLEARANCES OF OVERHEAD CEILING MECH. EQUIPMENT, LIGHT FIXTURES, AND SUPPORTS.
- ALL PARTITIONS SHALL BE COORDINATED WITH THE CLEARANCES OF OVERHEAD CEILING MECH. EQUIPMENT, LIGHT FIXTURES, AND SUPPORTS.
- ALL PARTITIONS SHALL BE COORDINATED WITH THE CLEARANCES OF OVERHEAD CEILING MECH. EQUIPMENT, LIGHT FIXTURES, AND SUPPORTS.
- ALL PARTITIONS SHALL BE COORDINATED WITH THE CLEARANCES OF OVERHEAD CEILING MECH. EQUIPMENT, LIGHT FIXTURES, AND SUPPORTS.



D1 LEVEL 3 - AREA B FLOOR PLAN
 1/8" = 1'-0"



AREA A
 AREA B
 AREA C
 AREA D
 AREA E
 AREA F

**WILLIAMSON
 COUNTY HEADQUARTERS
 FACILITY
 100% CD**

RVSD 6.27.24

Quantity	Unit	Size	Description	Unit Price	Subtotal	TOTAL
			<p><i>GENERAL NOTE: BENCHMARK SIGNS HAS MADE EVERY EFFORT TO MAKE A REASONABLE INTERPRETATION OF THE PLANS AND SPECS AND RESERVES ITS RIGHT TO REPRICE ANY ITEM LISTED BELOW BASED ON THE ARCHITECT AND OWNER'S TRUE INTENT OF THE CONSTRUCTION DOCUMENTS WHICH MAY DIFFER FROM THE DESCRIPTIONS BELOW.</i></p>			
			<p>WILLIAMSON COUNTY HEADQUARTERS FACILITY</p>			
			<p><i>PRICING BASED ON 100% DD PLANS DATED: 5/23/24</i></p>			
			<p>NOTE:</p> <p>1. PRICING IS FIRM THROUGH 12/31/2025. PRICING WILL ESCALATE 8% BEGINNING 1/1/2026.</p> <p>2. PRICING IS BASED PLANS DATED 5/23/24.</p> <p>3. PRICING IS BASED ON SIGNS BY BENCHMARK SIGNS, UNLESS OTHERWISE NOTED.</p> <p>4. PRICING IS BASED ON EXTERIOR SIGN BEING INSTALLED BEFORE TURF OR CONCRETE GOES IN. IF THIS IS AFTER THIS PERIOD OF TIME AND THIS SITUATION CAUSES DIFFERENT MEANS AND METHODS OF INSTALLATION THAT COST MORE, THEN A CHANGE ORDER WILL BE REQUIRED BEFORE INSTALLATION STARTS.</p>			

**WILLIAMSON
 COUNTY HEADQUARTERS
 FACILITY
 100% CD
 DVSD 6 27 24**

			INTERIOR SIGNS BY BENCHMARK SIGNS			
			ONE PIECE THERMOFORMING OR DIRECT PRINT SIGNS BY BENCHMARK SIGNS. INSTALLATION BY SILICONE AND DOUBLE-SIDED FOAM TAPE.			
			<i>PER DRWGS A1111 THRU A1138</i>			
			NOTE: ALL SIGNS ARE FRAMELESS, SILICONE AND DOUBLE SIDED FOAM TAPE MOUNTED.			
152	ea.	5" X 4" X 1/8"	TYPE B - ROOM ID SIGNS - RAISED TEXT WITH GRADE II BRAILLE	\$62.40	\$ 9,484.80	\$ 9,484.80
			NOTE: ON TYPE D SIGNS, THERE IS NO MATERIAL CALLED OUT NOR THICKNESS, PRICING OUT BRONZE PAINTED ALUMINUM FLAG SIGNS, 1/2" THICK, PAD MOUNTED TO WALL.			
43	ea.	24" X 12" X 1/2"	TYPE D - FLAG SIGNS WITH 1/2" THICK BRASS SYMBOLS	\$661.96	\$ 28,464.38	\$ 28,464.38
10	ea.	5" X 4" X 1/8"	TYPE E - EXIT SIGNS - RAISED TEXT WITH GRADE II BRAILLE	\$62.40	\$ 624.00	\$ 624.00

**WILLIAMSON
 COUNTY HEADQUARTERS
 FACILITY
 100% CD
 RVSD 6.27.24**

12	ea.	4" X 6.75" X 1/8"	TYPE E.1 - STAIR SIGNS - RAISED TEXT WITH GRADE II BRAILLE WITH 1/4" THICK BRASS SYMBOL	\$302.05	\$ 3,624.60	\$ 3,624.60
3	ea.	11" X 17" X 1/8"	TYPE E.2 - ELEVATOR SIGNS - RAISED TEXT AND MAP	\$373.93	\$ 1,121.80	\$ 1,121.80
65	ea.	8" X 4" X 1/4"	TYPE N - ROOM ID SIGNS WINDOW FOR INSERTS PROVIDED BY OTHERS - RAISED TEXT WITH GRADE II BRAILLE	\$114.20	\$ 7,423.00	\$ 7,423.00
65	ea.	8" X 4" X 1/32"	GLASSBACKERS FOR TYPE N AND SIGN ABOVE	\$36.45	\$ 2,369.25	\$ 2,369.25
21	ea.	5" X 9" X 1/8"	TYPE M AND W - RESTROOM SIGNS WITH 1/4" THICK BRASS SYMBOLS	\$559.55	\$ 11,750.55	\$ 11,750.55
3	ea.	4" X 7.75" X 1/8"	TYPE P - LACTATION SIGNS WITH 1/4" THICK BRASS SYMBOLS	\$289.55	\$ 868.65	\$ 868.65
2	ea.	7" X 9" X 1/8"	TYPE U - LACTATION SIGNS WITH 1/4" THICK BRASS SYMBOLS	\$892.05	\$ 1,784.10	\$ 1,784.10
			SUBTOTAL: INTERIOR SIGNS		\$ 67,515.12	
			VINYL LETTERS BY BENCHMARK SIGNS			
			PER DRWGS A1137, DTLS C1 THRU D4, AND A1138, A1 THRU B1			
15	ea	6"	WHITE VINYL LETTERS APPLIED TO FIRST SURFACE	\$213.13	\$ 3,196.88	\$ 3,196.88

**WILLIAMSON
 COUNTY HEADQUARTERS
 FACILITY
 100% CD
 RVSD 6 27 24**

			BRONZE PLAQUE BY ARK RAMOS OR GEMINI - EXCLUDED, NONE REQUIRED			
			INTERIOR LOGOS BY BENCHMARK SIGNS			
			SEAL LOGO, PER DRWG A414, DTL D1			
1	ea	18'-0" DIA x 1/2"	1/8" thick flat cut plate with 3/8" flat cut logo elements and letters with 3-D star element, painted Bronze Color. Mounted to wall WITH 1.5" X 1.5" FRAME. NOTE: SOME ELEMENTS WILL HAVE A SEAM DUE TO THE SIZE..	\$53,700.00	\$ 53,700.00	\$ 53,700.00
			LOBBY LOGO, PER DRWG A414, DTL B1			
1	ea	10'- 0" X 7'-4"	1/2" thick flat cut letters with 3-D star, painted Bronze Color.	\$27,725.00	\$ 27,725.00	\$ 27,725.00
			DAIS LOGO, PER DRWG A414, DTL B1			
1	ea	9'- 3" X 5'- 8"	1/2" thick flat cut letters with 3-D star, painted Bronze Color.	\$22,725.00	\$ 22,725.00	\$ 22,725.00
			SUBTOTAL: LOGO		\$ 104,150.00	
			EXTERIOR LOGOS BY BENCHMARK SIGNS			
			PER DRWG A306, DTL C1			

**WILLIAMSON
 COUNTY HEADQUARTERS
 FACILITY
 100% CD
 RVSD 6.27.24**

1	ea	18'-6" x 3"	3" DEEP FABRICATED LOGO WITH 1/8" FACE AND 3/8" logo elements and letters with 3-D star element, with welded .080 x 3" deep returns, painted Bronze Color. Mounted flush to wall system with clips.	\$51,875.00	\$ 51,875.00	\$ 51,875.00
			PER DRWG A307, DTL C1			
1	ea	23' x 13'-6"	3" DEEP FABRICATED LOGO WITH 1/8" FACE with welded .080 x 3" deep returns, painted Bronze Color. Mounted flush to wall system with clips.	\$48,025.00	\$ 48,025.00	\$ 48,025.00
			SUBTOTAL: LOGOS		\$ 99,900.00	
			MONUMENT SIGN BY BENCHMARK SIGNS			
			PER DRAWING L1.19, DTL 1			
1	ea	24' x 4'-4" x 2'-7.5"	1/4" STEEL CABINET WITH 18" TALL x 2" DEEP BACK-LIT FABRICATED STAINLESS STEEL LETTERS	\$45,137.50	\$ 45,137.50	\$ 45,137.50
1	ls		Submittals, Color Samples, Set-up Fees, S&H, Rental Equipment, Outside Crane, Permits, Trip Charges to Install all Work Listed Above.	\$117,097.50	\$ 117,097.50	\$ 117,097.50
			TOTAL: BASE BID - MATERIALS, EQUIPMENT, AND LABOR - COMPLETION BY END OF FY 2025		\$ 436,997.00	\$ 436,997.00
			BOND (5%)			\$ 21,849.85

**WILLIAMSON
 COUNTY HEADQUARTERS
 FACILITY
 100% CD
 DVSD 6 27 24**

			GRAND TOTAL: BASE BID PLUS BOND			\$ 458,846.85
			ADDENDUM ACKNOWLEDGED:	NONE		

INCLUDES:

1)	PRICING INCLUDES MATERIALS LABOR, EQUIPMENT TO INSTALL ALL WORK LISTED ABOVE.
2)	THIS PROPOSAL INCLUDES UP TO 16 EA. MOVE INS FOR BASE BID WORK ONLY. ADDITIONAL MOVE INS WILL COST \$1400.00 PER TRIP.
3)	STAND BY TIME, WAITING FOR OTHERS, WILL BE BILLED AT \$250.00 PER HOUR
4)	BENCHMARK SIGNS CURRENT INSURANCE COVERAGES: (\$1M- EACH OCCURRENCE, \$5M-GENERAL AGGREGATE, \$2M PRODUCTS COMP/ OP AGG, \$1M PERSONAL INJURY) APPLY. ADDITIONAL COVERAGES CAN BE PROVIDED FOR AN ADDITIONAL CHARGE.
5)	PAY APPLICATIONS SUBMITTED ON AIA 702, 703 FORMS.
6)	PRICING ABOVE INCLUDES THE COST FOR (1 EA.) ORIGINAL SUBMITTAL AND (1 EA.) REVISIONS THAT ARE NOT THE FAULT OF BENCHMARK SIGNS. EACH ADDITIONAL RE-SUBMITTAL, NOT THE FAULT OF BENCHMARK SIGNS WILL BE BILLED AT \$75.00 PER HOUR.
7)	

EXCLUSIONS:

1)	TAXES (8.25%)
2)	WOOD BLOCKING OR STRUCTURAL STEEL SUPPORT FOR THE LOGOS
3)	ANY INTERIOR AND EXTERIOR SIGNS NOT LISTED ABOVE.
4)	DEMOLITION OF ANY EXISTING SIGNS.
5)	HANDICAP SIGNS, TRAFFIC SIGNS AND WAYFINDING SIGNS
6)	ACCESSIBLE PARKING, WAYFINDING SIGNS, POST AND PANEL SIGNS.
7)	GLASS BACKERS ABOVE WHAT IS SHOWN WILL BE ADD AT THE UNIT RATE PROVIDED ABOVE.
8)	WOOD BLOCKING
9)	SCREW MOUNTING OF INTERIOR SIGNS. (INSTALL WITH SILICONE AND TAPE)
10)	TEMPORARY PROJECT SIGNAGE, TEMPORARY FACILITIES SIGNAGE, MECHANICAL AND ELECTRICAL IDENTIFICATION SIGNAGE, ILLUMINATED EXIT SIGNS
11)	IDENTIFICATION FOR FIRE SUPPRESSION PIPING AND EQUIPMENT.
12)	CAST STONE, CONCRETE, BRICK MASONRY AND ELECTRICAL WORK OF ANY KIND.
13)	WE EXCLUDE ANY FEES FOR PAY APPLICATION SERVICES, PLAN SERVICES AND PROJECT MANAGEMENT SOFTWARE OF ANY KIND (I.E. BLUEBEAM, PLANGRID, PROCORE, TEXTURA, GC PAY OR ANY OTHER PAID SERVICE). IF A PREFERRED SERVICE IS REQUIRED, ANY COST FOR THE SERVICES WILL BE ADDED TO THE SUBCONTRACT.

NOTES:

1)	IF ACCEPTED, THIS PROPOSAL SHALL BECOME A PART OF THE CONTRACT OR PURCHASE ORDER.
----	---



1822 Barnett Dr.
 Weatherford, TX 76087
 P: 817-560-9965
 WOB - Fed

Project

Date: 12/20/23
 P14804-23
 Carl Brooks
 cbrooks@benchmarksigns.biz
 Ext 101
 Page 7 of 7

**WILLIAMSON
 COUNTY HEADQUARTERS
 FACILITY
 100% CD
 RVSD 6-27-24**

2)	PRICES WILL ESCALATE 8% ON JANUARY 1, 2026, AND 8% EVERY JANUARY 1ST. THEREAFTER. IN ADDITION, BENCHMARK SIGNS RESERVES THE RIGHT TO ADJUST OUR PRICING DUE TO UNFORESEEN ECONOMIC CIRCUMSTANCES IN TODAYS MARKET.					
3)	THIS PROPOSAL MUST BE ACCEPTED NO LATER THAN 30 DAYS AFTER BID DATE.					
4)						
			ALL INFORMATION IN THE PROPOSAL IS CONFIDENTIAL AND FOR THE SOLE USE BETWEEN BENCHMARK SIGNS AND THE CUSTOMER AND MAY NOT BE SHARED OUTSIDE WITH ANY PARTY.			



Narrative

Percent Complete

Postal Specialties - 10-5500

Postal Specialties - 10-5500		0.00%
• 2 Courier Box	2 EA	
• 1 Letter Drops	1 EA	
• 16 Mailboxes	16 EA	
• 2 Parcel Boxes	1	

Flagpoles - 10-7500

Flagpoles - 10-7500		0.00%
• See attached quote	1 LS	

BETSY ROSS FLAG GIRLS, INC.

11005 GARLAND RD.

PH. (214) 328-3524

DALLAS, TEXAS 75218-9987



TOLL FREE 1-800-BETSY ROSS
FAX (888) BETSY ROSS
www.betsyrossflaggirls.com

Customer Name: Chasco Construction
Billing Address: 2801 E Old Settlers Blvd.
Round Rock, TX 78665
Phone: (512) 493-8523 Fax: _____
Mobile: _____

Date: June 26, 2024
Attention: Mark Cain
Project: Williamson County New Headquarters
Address: SW Blvd / SE Inner Loop, Georgetown, TX 78626
E-Mail Address: markc@chasco.com
CC: _____

Quote - Concord/American Flagpole - Internal Halyard Flagpole

COMMERCIAL / INDUSTRIAL FLAGPOLES											
NAME			HALYARD				DESCRIPTION				
✓	Concord American IRW		✓	Internal Wire Halyard			Cone Tapered Flagpole with T6 6063				
✓	Con/Amer IRW30C61-		✓	1/8" Stainless Steel Cable			Seamless cold drawn body. Includes revolving				
✓	Independence / IRW Series		✓	Auto Locking Winch with			truck, 6" top ball, Counter weight,				
			✓	Stainless Steel Components			Retainer Rings, Stainless Steel snap-hooks.				
INCLUDED OPTIONS											
FINISH			TRUCK & Ball			FOUNDATION			OTHER		
	Satin Finish		✓	Revolving Trk		✓	Ground Sleeve		✓	Stainless Steel Swivel -	
✓	Color As Selected			Dual Revolving Trk		✓	Corrugated Steel		✓	Stainless Steel Snaphooks	
	Duranodic Dark Bronze Anodized		✓	6" Gold Anodized Ball		✓	Centering Wedges		✓	Flag Arrangement	
	Anodized					✓	w/ Lightning Spike		✓	Retainer Ring & Counter Weight	
QTY	HEIGHT	INSTALL YES/NO	BUTT Diam.	TOP Diam.	Wall Thickness	FLAG TYPE	FLAG SIZE	Wind Speed UnFlagged	PRICE	AMOUNT	
2	30'	* Yes	6"	3.5"	0.156	Nylon	6' x 10'	174 mph	\$ 6,643.50	\$ 13,287.00	
1	Detail designer drawing stamped and signed by Texas Professional Engineer							Flagged			
								108 mph			
				* Flags not Included -but are available							
		Wind Speed determined by FP Height, Location, Occupancy Type							Sales Tax	N/A	
		Wind Speed Ref: ANSI/NAAMM FP 1001-07 -Williamson Cty, TX = 90 mph							Totals	\$	13,287.00

Denis Mouton Cell (409) 893-1006
Preparer Email: DRMoutonSR@gmail.com

Customer Acceptance

Miscellaneous Notes

* Complete installation is included. We will install ground sleeves, erect flagpoles and do final alignment, testing and completion. Acknowledge Addenda:

Notes & Qualifiers:

- * Shipping is include to the job site for single shipment.
- * Does not include breaking or boring rock - additional charge would apply
- * Flagpole Color as Selected - as specified
- * The optimal flag for this size flagpole is 6' x 10'

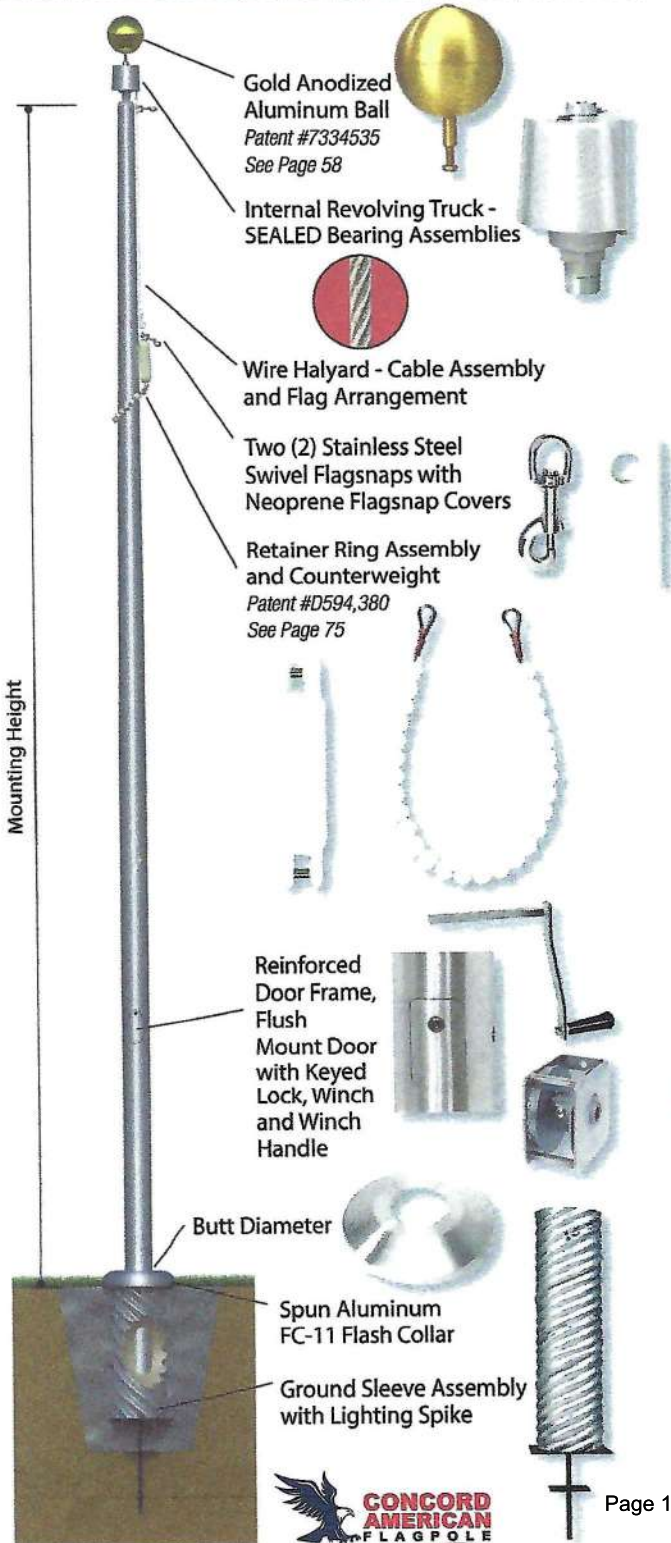
Escalation Clause : Materials and Component pricing have fluctuated in the last three years and will probably continue to do so in the future. Flagpoles quoted are based on the MSRP of Concord American Flagpole pricing dated January 2024. Such price is accurate for the materials delivered at the date of this quote. General Contractor agrees any subsequent price increases by the manufacturer will be passed on to the General Contractor via Change Order. Pricing will be determined when the Sub-contractor receives a purchase order for the quoted products and services.

Independence Series - IRW

Internal Reinforced with Winch - Wire Halyard

The Independence Series from Concord American Flagpole is the perfect choice when your project calls for a commercial grade flagpole utilizing a heavy-duty Internal Halyard Winch and Wire Cable system. Offered in heights of 20' to 80', the reinforced welded door frame delivers exceptional strength, combining security with superior aesthetics achieved from a lockable flush mount door.

STANDARD FLAGPOLE ACCESSORIES - 6" TO 8" BUTT DIAMETERS



Standard Specifications

- Patented, Heavy-Duty Gold Anodized Aluminum Ball
- Cast Aluminum Revolving Truck with SEALED Stainless Steel Bearing Assemblies, Aluminum Spindle, Cast Brass Exit Bushing and Removable Hood
- Complete Internal Halyard Assembly
 - Wire Halyard Cable Assembly
 - Flag Arrangement (8' x 12' and Larger Flags Include Heavy-Duty Shock Spring Assembly)
 - Two (2) Stainless Steel Swivel Flagsnaps
 - Two (2) Neoprene Flagsnap Covers
 - Patented, Plastic Coated Counterweight
 - Beaded Retainer Ring Assembly
- Stainless Steel Winch Assembly with Removable Hand Crank
- Reinforced Door Frame
- Flush Mount Access Door with Lock and Keys
- Spun Aluminum FC-11 Flash Collar
- Galvanized 16-Gauge Corrugated Steel Ground Sleeve with Steel Grounding Spike

Standard Upgrades - 10" & 12" Butt Dia. 40' to 80'

- Heavy-Duty Dual SEALED Bearing Truck
- Two (2) Heavy-Duty Stainless Steel Flagsnaps with Covers
- Heavy-Duty Cast Aluminum FC-11 Flash Collar
- Heavy-Duty 5/8" Ball Stem

Reinforced Welded Door Frame

Independence Flagpoles are engineered with an inset reinforced aluminum door frame welded into the precision cut door opening, providing additional strength and higher max wind speeds from each butt diameter/wall thickness combination. The efficiency of this design produces maximum strength-to-size ratios while providing a smooth, flush fitting door, making Independence IRW flagpoles the ideal choice in many applications.





Narrative

Percent Complete

Narrative	Percent Complete
Residential Appliances - 11-3100	0.00%
<ul style="list-style-type: none"> • Appliances 1 LS • E1 REFRIGERATOR; 19 CU. FT. SINGLE DOOR; STAINLESS STEEL; LH 1 EA • E1A REFRIGERATOR; 19 CU. FT. SINGLE DOOR; STAINLESS STEEL; RH 1 EA • E1B FREEZER; 19 CU. FT. SINGLE DOOR; STAINLESS STEEL 1 EA • E2 MICROWAVE 9 EA • E4 REFRIGERATOR/FREEZER 4 EA • E6 MINI REFRIGERATOR; ADA COMPLIANT; UNDER-COUNTER 4 EA • E7 FREESTANDING ICE/WATER DISPENSER AND ICE MAKER 1 EA • E8 ADA UNDERCOUNTER ICE MAKER 4 EA 	
Window Coverings - 12-0504	0.00%
<ul style="list-style-type: none"> • MechoShade "M/5" Manual Roller Shades, recess mounted in 4124 Pocket with 2" Closure. EcoVeil 1350 5% open (PVC Free) Fabric, in your choice of color 1370 Shadow Grey. To cover Exterior Windows as noted [SH-B] on RCP Plans. 138 EA • MechoShade "M/5" Manual Double Shades, recess mounted in 5113 Pocket with 5" Closure. EcoVeil 1350 5% open (PVC Free) Fabric and Chelsea 0250 Blackout Fabric. In your choice of colors 1370 Shadow Grey and 0264 Steel. To cover Exterior Windows as noted [SH-C] on RCP Plans. 12 EA • MechoShade "ElectroShade" Motorized (Whisper IQ2+ Motors) Roller Shades, recess mounted in 4124 Pocket with 3" Closure. EcoVeil 1350 5% open (PVC Free) Fabric, in your choice of color 1370 Shadow Grey. To cover Exterior Windows in Tax Lobby W1501 as noted [SH-A] on RCP Plans. 17 total Shade Bands. 8 EA • MechoShade "ElectroShade" Motorized (Whisper IQ2+ Motors) Double Shades, recess mounted in 7113 Pocket with 5" Closure. ThermoVeil 1500 3% open Fabric and Chelsea 0250 Blackout Fabric, in your choice of colors 1520 Shadow Grey and 0264 Steel. To cover Exterior Windows in Commissioners Court E2201 as noted [SH-E] on RCP Plans. 18 total Motors and 36 total Shade Bands. 9 EA • Alternate <ul style="list-style-type: none"> • 13 – MechoShade "M/5" Manual Roller Shades, recess mounted in 4124 Pocket with 2" Closure. EcoVeil 1350 5% open (PVC Free) Fabric, in your choice of color 1370 Charcoal Grey. To cover Exterior Windows in Shell W2800 as noted [SH-D] on RCP Plans. 13 EA 	
Conveying Systems - 14-2100	45.45%
<ul style="list-style-type: none"> • See attached quote 1 LS • 10% Price Increase Allowance 	

New Installation Proposal



Williamson County New HQ

July 24, 2024

Purchaser: Chasco Constructors
Address: 2801 E. Old Settlers Blvd.
Round Rock, TX 78665

Location:
Address: SE Inner Loop
Georgetown, TX 78626

TK Elevator Corporation (hereinafter "TK Elevator") is dedicated to delivering Chasco Constructors (hereinafter "Purchaser") the safest, highest quality vertical transportation solutions. I am pleased to present this customized Proposal in the amount of **\$584,606 (sales tax excluded)** to furnish and install 3 passenger elevator(s); based solely on the plans dated May 6, 2024, specifications Section 14 21 00 dated May 6, 2024, along with the clarifications noted immediately below and the conditions set forth on the pages that follow.

This Proposal shall remain in effect for the next thirty (30) days unless it is revoked earlier by TK Elevator in writing. The price above is subject to escalation - even after Purchaser's acceptance of this Proposal - under certain circumstances including the possibility that TK Elevator may be subjected to increased charges by its suppliers for any of the applicable materials and/or components due to the imposition of new or increased taxes, tariffs, or other charges imposed by applicable governmental authorities or the possibility that the work described in this Proposal is not completed by June 30, 2026.

Clarifications to Architectural Plans and Specifications:

1. Building power is assumed as 480v 3ph 60hz.
2. Rollable access adjacent to the hoistway must be provided upon elevator delivery.
3. Flooring to be provided by others and not to exceed 3/4" total thickness or 300lbs.
4. Pit ladder and installation included.
5. Re: 2.4.E, slide guides are quoted for both car and counterweight frames.
6. Re: 2.5.A.2-3, this proposal has quoted powder coat finish on hall entrance frames and doors at all landings on all elevators.
7. Re: 2.6.A, TKE has quoted Forms + Surfaces custom cab interiors on Public and Staff Elevators as per A406. Please see description below for additional detail on the custom cab interiors included.
8. TKE will request the entire front opening width to be left open for the rough opening at main egress landing and at top landing.
9. Re: 3.5.C.2, this proposal is quoted standard bolted-type entrance frames (not mitered and welded).
10. Re: 3.5.D.11.a, this proposal is quoting 1 qty car control station per elevator. No auxiliary panel is quoted.
11. Grouting of sills to be performed by others.
12. This proposal includes **12 months** of warranty maintenance after turnover, as per specifications.

(2) F&S Cab Interiors INSTALLED

Quote based on WILCO Texas architectural drawing sheet A406 dated 5/6/2024
ELEVATOR INTERIORS, LEVELe-108

New Installation Proposal



NUMBER OF CABS: 2
CAB OPENING CONFIGURATION: FRONT
CAB DIMENSIONS: 80 W X 65 D X 90 H
CAB SHELL HEIGHT: 95
CAB WEIGHT: 821.12 LBS (WALLS + HANDRAIL)
TOTAL CAB WEIGHT: 932.58 LBS (WALLS + HANDRAIL + CEILING)
PANEL INFO
PANEL(S): A1, A2, A3, A4, A5, A6, A7, A8, A9, A10, A11, A12, A13, A14
MATERIAL/FINISH/PATTERN: Fused White Gold with Mirror finish and City Lights
Eco-Etch pattern
PANELS: 14
PANEL(S): B1, B2, B3, B4, B5, B6, B7, B8, B9, B10, B11, B12, B13, B14
MATERIAL/FINISH/PATTERN: CastGlass Chromis glass with Fleet texture + Taupe
interlayer
PANELS: 14
BASE PANEL(S): C1, C2, C3
MATERIAL/FINISH/PATTERN: Fused Graphite with Satin finish
PANELS: 3
PANEL FRAMES: LEVELE CAPTURE, COLOR: ALUMINUM, BLACK ANODIZED
CORNER REVEALS: LEVELE CORNER REVEALS COLOR: ALUMINUM, BLACK ANODIZED
HANDRAIL: RECTANGULAR HANDRAIL IN OIL-RUBBED BRONZE
HANDRAIL LOCATION: THREE HANDRAILS / BACK WALL + SIDE WALLS
CEILING: LEVELe-108
MODEL: 6 PANEL
MATERIAL/FINISH: FUSED WHITE GOLD WITH SANDSTONE FINISH
DESCRIPTION: SINGLE PANEL WITH POLYCARBONATE, FIRE-RATED
BACKER. ALSO INCLUDES EXIT PANEL, SINGLE CONDUIT BOX TO
MOUNT TO CAB CEILING AND WIRING
LIGHTING: 6 LED DOWNLIGHTS
LIGHT TEMPERATURE: 3200K

A MAX Digital Service Trial Subscription has been included for the duration of the New Installation Maintenance (NIM) period.

In the event you have any questions regarding the content of this Proposal please contact me at +1 817 9174532

We appreciate your consideration.

Regards,

Caleb Upchurch

Caleb Upchurch
TK Elevator Corporation
3615 Willow Springs Rd.
Austin, TX 78704
caleb.upchurch@tkelevator.com | +1 817 9174532

New Installation Proposal



TK Elevator Description of Equipment

Units in Estimate ¹ :	1 (Elevator SE1)	Units in Group:	1
Product:	Evolution	Application:	Passenger
Loading Class:	A	Seismic Zone:	0
Code:	ANSI 2016	Power Supply:	460 Volts / 3-PH / 60 Hz
Capacity:	4500.0 Lbs.	Controller Location:	Entrance Jamb
Speed:	200 fpm	Door Type:	Two-Speed Side Opening
Landings:	3 (3 Front, 0 Rear)	Opening Size:	4ft x 7ft
Cab Height:	7 ft 8 in UC (8 ft nom OA)	Travel:	32 Ft.
Hoistway Dimensions:	7 Ft. 6.0 In. x 9 Ft. 6.5 In.	Pit Depth:	5 Ft.
Controller:	TAC32T	Clear Overhead ² :	12 Ft. 8.0 In.

Cab Type:	TKAP - Raised Panels on Steel Shell	Canopy:	14 Gauge
Panel or Wall Finish:	Laminate (Standard Selections)	Car Top/Canopy Finish:	Powder Coated
Fronts Type:	Wrap-Around Swing Return	Ceiling:	Downlight w/ LED illumination
Front Return:	Brushed Stainless Steel		
Cab Doors:	Brushed Stainless Steel	Ceiling Finish:	#4 S/S (441)
Handrail Type:	1.5in Diameter Cylindrical	Cab Sill:	Aluminum
Handrail Location:	Rear and Sides	Cab Base:	
Handrail Finish:	Brushed Stainless Steel	Cab Finished Floor:	Not to exceed 3/4 inches

Entrance Frames:	Powder Coated	Fixture Type:	Vandal Resistant.
Entrance Doors:	Powder Coated	Finish:	Brushed Stainless Steel
Entrance Sills:	Aluminum	Fixtures Included:	Car Riding Lantern Jamb Braille Hall Stations

Additional Features:	Regenerative drive, Automatic Rescue, Two Speed Fan, Automatic Fan/Light Shutdown, Fire Service Provisions, Hoistway Access at Top & Bottom Landings, Emergency ADA Phone, Non-Proprietary Controller, Solid State Starting, Pit Ladder
----------------------	---

- 1 - Each individual elevator included in this Proposal will hereinafter be referred to as a "unit".
- 2 - The overhead is measured from the finished top floor, to the underside of the safety beam.
- 3 - Standby lowering and/or standby operation requires a properly sized backup power source furnished and installed by Purchaser.
- 4 - Entrance jamb mounted controller carries an entrance fire rating of 1.5hr and equivalent hoistway rating of 2hr.

New Installation Proposal



TK Elevator Description of Equipment

Units in Estimate ¹ :	1 (Public Elevator)	Units in Group:	1
Product:	Evolution	Application:	Passenger
Loading Class:	A	Seismic Zone:	0
Code:	ANSI 2016	Power Supply:	460 Volts / 3-PH / 60 Hz
Capacity:	3500.0 Lbs.	Controller Location:	Entrance Jamb
Speed:	200 fpm	Door Type:	Single-Speed Side Opening
Landings:	3 (3 Front, 0 Rear)	Opening Size:	3ft 6in x 7ft
Cab Height:	8 ft 8 in UC (9 ft nom OA)	Travel:	32 Ft.
Hoistway Dimensions:	8 Ft. 6.0 In. x 6 Ft. 11.0 In.	Pit Depth:	5 Ft.
Controller:	TAC32T	Clear Overhead ² :	13 Ft. 8.0 In.

Cab Type:	TKS - Painted Steel Shell	Canopy:	14 Gauge
Panel or Wall Finish:	Custom Cab Interiors	Car Top/Canopy Finish:	Powder Coated
Fronts Type:	Wrap-Around Swing Return	Ceiling:	Custom
Front Return:	Brushed Stainless Steel		
Cab Doors:	Brushed Stainless Steel	Ceiling Finish:	
Handrail Type:	Custom	Cab Sill:	Aluminum
Handrail Location:		Cab Base:	
Handrail Finish:		Cab Finished Floor:	Not to exceed 3/4 inches

Entrance Frames:	Powder Coated	Fixture Type:	Vandal Resistant.
Entrance Doors:	Powder Coated	Finish:	Brushed Stainless Steel
Entrance Sills:	Aluminum	Fixtures Included:	Car Riding Lantern Jamb Braille Hall Stations

Additional Features:	Regenerative drive, Automatic Rescue, Two Speed Fan, Automatic Fan/Light Shutdown, Fire Service Provisions, Hoistway Access at Top & Bottom Landings, Emergency ADA Phone, Non-Proprietary Controller, Solid State Starting, Pit Ladder
----------------------	---

- 1 - Each individual elevator included in this Proposal will hereinafter be referred to as a "unit".
- 2 - The overhead is measured from the finished top floor, to the underside of the safety beam.
- 3 - Standby lowering and/or standby operation requires a properly sized backup power source furnished and installed by Purchaser.
- 4 - Entrance jamb mounted controller carries an entrance fire rating of 1.5hr and equivalent hoistway rating of 2hr.

New Installation Proposal



TK Elevator Description of Equipment

Units in Estimate ¹ :	1 (Staff Elevator)	Units in Group:	1
Product:	Evolution	Application:	Passenger
Loading Class:	A	Seismic Zone:	0
Code:	ANSI 2016	Power Supply:	460 Volts / 3-PH / 60 Hz
Capacity:	3500.0 Lbs.	Controller Location:	Entrance Jamb
Speed:	200 fpm	Door Type:	Single-Speed Side Opening
Landings:	3 (3 Front, 0 Rear)	Opening Size:	3ft 6in x 7ft
Cab Height:	8 ft 8 in UC (9 ft nom OA)	Travel:	32 Ft.
Hoistway Dimensions:	8 Ft. 6.0 In. x 6 Ft. 11.0 In.	Pit Depth:	5 Ft.
Controller:	TAC32T	Clear Overhead ² :	13 Ft. 8.0 In.

Cab Type:	TKS - Painted Steel Shell	Canopy:	14 Gauge
Panel or Wall Finish:	Custom Cab Interiors	Car Top/Canopy Finish:	Powder Coated
Fronts Type:	Wrap-Around Swing Return	Ceiling:	Custom
Front Return:	Brushed Stainless Steel		
Cab Doors:	Brushed Stainless Steel	Ceiling Finish:	
Handrail Type:	Custom	Cab Sill:	Aluminum
Handrail Location:		Cab Base:	
Handrail Finish:		Cab Finished Floor:	Not to exceed 3/4 inches

Entrance Frames:	Powder Coated	Fixture Type:	Vandal Resistant.
Entrance Doors:	Powder Coated	Finish:	Brushed Stainless Steel
Entrance Sills:	Aluminum	Fixtures Included:	Car Riding Lantern Jamb Braille Hall Stations

Additional Features:	Regenerative drive, Automatic Rescue, Two Speed Fan, Automatic Fan/Light Shutdown, Fire Service Provisions, Hoistway Access at Top & Bottom Landings, Emergency ADA Phone, Non-Proprietary Controller, Solid State Starting, Pit Ladder
----------------------	---

- 1 - Each individual elevator included in this Proposal will hereinafter be referred to as a "unit".
- 2 - The overhead is measured from the finished top floor, to the underside of the safety beam.
- 3 - Standby lowering and/or standby operation requires a properly sized backup power source furnished and installed by Purchaser.
- 4 - Entrance jamb mounted controller carries an entrance fire rating of 1.5hr and equivalent hoistway rating of 2hr.

1. Key Tasks and Approximate Lead Times

New Installation Proposal



Key Tasks to be performed to be performed by Purchaser prior to equipment fabrication:

- a. Execution of this Proposal
- b. Payment for pre-production and engineering
- c. Approval of layout (if applicable)
- d. Execution of TK Elevator's Material Release Form

Approximate Durations/Lead Times

Contract execution (can run concurrently with layout drawing package preparation and approval)	Varies
Preparation of layout drawing package (upon receipt of fully executed Proposal and plans)	2 - 4 Weeks
Approval of layout drawing package, by Purchaser (additional time required for cab, signal, entrance preparation and approval, if applicable. One revision is included in this Proposal price; additional charges will apply and additional time will be required to address any additional revisions)	Varies
Fabrication time (from receipt of all approvals, fully executed contract, Material Release Form and initial progress payment)	28 Weeks
Installation of elevator system (Per Unit): (Upon completion of all required preparatory work by others)	TBD

The durations or lead times listed above are strictly approximations that can vary due to factors both within and outside of TK Elevator's control, are subject to change without notice to Purchaser and shall not be binding on TK Elevator.

2. Payment Terms

50% of the price set forth in this Proposal as modified by options selected from the section entitled "Value Engineering Opportunities & Alternates" (if applicable) will be due and payable as an initial progress payment within 30 days from TK Elevator's receipt of a fully executed copy of this Proposal. This initial progress payment will be applied to project management, permits, engineering and shop drawings, submittals, drilling mobilization (if required) and raw material procurement. Material will be ordered once this payment is received and the parties have both executed this Proposal and the Material Release Form.

25% of the price set forth in this Proposal as modified by options selected from the section entitled "Value Engineering Opportunities & Alternates" (if applicable) shall be due and payable when the material described above has been furnished. Material is considered furnished when it has been received at the jobsite or TK Elevator staging facility. Supporting documentation of materials stored shall be limited to stored materials certificates of insurance and bills of lading. Receipt of this payment is required prior to mobilization of labor.

25% of the price set forth in this Proposal shall be made as progress payments throughout the life of the project. In the event TK Elevator fails to receive payment within thirty (30) days of the date of a corresponding invoice, TK Elevator reserves the right to demobilize until such a time that the payments have been brought up to date, and TK Elevator has the available manpower.

New Installation Proposal



It is agreed that there will be no withholding of retainage from any billing and by the customer from any payment.

The payment terms breakdown above shall be considered the Schedule of Values for the project as written. Billing shall be submitted on or before the 25th day of the month according to the payment schedule above and accompanied by a form of G702-703 pay application/schedule of values and a conditional waiver, the format of which is hereby acknowledged and accepted.

The use of online Portals for the submission of billing shall follow the terms of the Proposal and Customer agrees to permit billing in accordance with the executed contract terms. Portal access and usage is to be provided free of additional charge to TK Elevator and any additional cost for such use is to be reimbursed to TK Elevator via a reimbursable change order immediately upon acceptance.

Purchaser agrees that TK Elevator shall have no obligation to complete any steps necessary to provide Purchaser with full use and operation of the installed equipment until such time as TK Elevator has been paid 100% both of the price reflected in this Proposal and for any other work performed by TK Elevator or its subcontractors in furtherance of this Proposal. Purchaser agrees to waive any and all claims to the turnover and/or use of that equipment until such time as those amounts are paid in full.

Proposal price:		\$584,606
Initial progress payment:	(50%)	\$292,303
Material furnished:	(25%)	\$146,151.50
Total of remaining progress payments:	(25%)	\$146,151.50

Any work that Purchaser may require prior to turnover of the equipment that is outside of the scope described in this Proposal - other than Temporary Use as described below - will be performed only after the full execution of a mutually agreeable change order and only at the following rates:

Mechanic (Standard) per hour	\$229
Mechanic (OT) per hour	\$339
Team (Standard) per hour	\$339
Team (OT) per hour	\$649

Rates are not inclusive of any per diem, mileage or other expenses which may be dependent on jobsite location.

3. Warranty

TK Elevator warrants any equipment it installs as described in this Proposal against defects in material and workmanship for a period of one (1) year from the date of Purchaser's execution of TK Elevator's "Final Acceptance Form" on the express conditions that all payments made under this Proposal and any mutually agreed-to change

New Installation Proposal



orders have been made in full and that such equipment is currently being serviced by TK Elevator. In the event that TK Elevator's work is delayed for a period greater than six (6) months, the warranty shall be reduced by the amount of the delay. This warranty is in lieu of any other warranty or liability for defects. TK Elevator makes no warranty of merchantability and no warranties which extend beyond the description in this Proposal, nor are there any other warranties, expressed or implied, by operation of law or otherwise. Like any piece of fine machinery, the equipment described in this Proposal should be periodically inspected, lubricated, and adjusted by competent personnel. This warranty is not intended to supplant normal maintenance service and shall not be construed to mean that TK Elevator will provide free service for periodic examination, lubrication, or adjustment, nor will TK Elevator correct, without a charge, breakage, maladjustments, or other trouble arising from normal wear and tear or abuse, misuse, improper or inadequate maintenance, or any other causes other than defective material or workmanship. In order to make a warranty claim, Purchaser must give TK Elevator prompt written notice at the address listed on the cover page of this Proposal and provided all payments due under the terms of this Proposal and any mutually agreed to written change orders have been made in full, TK Elevator shall, at its own expense, correct any proven defect by repair or replacement. TK Elevator will not, under any circumstances, reimburse Purchaser for cost of work done by others, nor shall TK Elevator be responsible for the performance of any equipment that has been the subject of service, repair, replacement, revisions or alterations by others. If there is more than one (1) unit which is the subject of work described in this Proposal, this section shall apply separately to each unit as accepted.

4. New Installation Maintenance (NIM)

a. Following the execution of TK Elevator's "Final Acceptance" form(s), TK Elevator will provide the following services during normal working hours for the units described below:

1. as circumstances warrant, the examination and adjustment and lubrication of the equipment installed by TK Elevator during normal business working days and hours by the applicable TK Elevator branch office and/or

2. the dispatch of a TK Elevator technician to the location of the equipment in response to a call from the owner of the building where the unit has been installed or its designated representative, emergency personnel, passengers through the elevator's communication device and/or from remote monitoring through the equipment's communication line (if applicable) in order to free any entrapped passengers ("callback services") and/or

3. to make covered repairs to the equipment installed by TK Elevator. Covered repairs to the equipment include a visual investigation to determine the source of shutdown along with any resulting necessary adjustments and parts replacement so long as they are not due to any one or more of the following: anyone's abuse, misuse and/or vandalism of the equipment; anyone's negligence in connection with the use or operation of the equipment; any loss of power, power fluctuations, power failure, or power surges that in any way affect the operation of the equipment; fire, smoke, explosions, water, storms, wind, lightning, acts of civil or military authorities, strikes, lockouts, other labor disputes, theft, riot, civil commotion, war, malicious mischief, acts of God, or any other reason or cause beyond TK Elevator's control that affects the use or operation of the equipment ("excluded work").

b. The services described in (4)(a)(2) and (4)(a)(3) will be performed only during normal business working days and hours.

c. Purchaser agrees to separately pay for all excluded work as defined in (4)(a)(3) above.

d. If overtime has not been expressly included in (4)(b) above, Purchaser also agrees to separately pay for any callback services described in (4)(a)(2) and for any covered repairs described in (4)(a)(3) that are performed outside normal business working days and hours.

New Installation Proposal



Unit Designations	# of Months after Final Acceptance
ALL	12

5. Work Not Included

There are certain items that are not included in this Proposal, many of which must be completed by Purchaser prior to and as a condition precedent to TK Elevator's performance of its work as described in this Proposal. In order to ensure a successful completion of this project, it shall be solely Purchaser's responsibility to coordinate its own completion of those items with TK Elevator. The following is a list of those items that are not included in this Proposal:

A. Hoistways and Equipment Rooms

1. Purchaser shall provide the following:

- a. A dry legal hoistway, properly framed and enclosed, and including a pit of proper depth and overhead. This is to include steel safety beam, inspection or access platforms, access doors, sump pump, lights, waterproofing and venting as required; dewatering of pit(s) and required permanent screening/
- b. A legal machine/control room, adequate for the elevator equipment, including floors, trap doors, gratings, access platforms, ladders, railings, foundations, lighting, ventilation sized per the TK Elevator shop drawings. Purchaser must maintain machine/control room temperature between 55 and 90 degrees Fahrenheit, with relative humidity less than 95% non-condensing at all times.
- c. Adequate bracing of entrance frames to prevent distortion during wall construction.
- d. All grouting, fire caulking, cutting, x-ray and removal of walls and floors, patching, coring, setting of sleeves/knockouts, penetrations and painting (except as specified) and removal of obstructions required for elevator work; along with all proper trenching and backfilling for any underground piping and/or conduit.
- e. OSHA compliant removable barricades prior to TK Elevator's installation (TK Elevator will replace if removed by TK Elevator). Barricades must allow clearance for installation of entrance frames and should be located no less than 24" from the exterior face of the hoistway wall. Prior to beginning installation, entrance protection and netting must be installed in accordance with OSHA 1926.502J to prevent any objects from falling down the shaft; please note that installation and netting are by others at no cost to TK Elevator. Purchaser agrees to indemnify, defend and hold TK Elevator harmless for any OSHA citations received as a result of Purchaser's non-compliance with OSHA standards.
- f. A work platform in the hoistway at the top landing will be provided by Purchaser when required. The platform shall be constructed to the specification provided to the Purchaser by TK Elevator.
- g. A full rough opening to accept controller, an 8 1/2" minimum finished wall thickness at controller location and all interconnects (building power, fire alarm signals, phone line) to the top of the controller frame.
- h. An OSHA compliant steel safety beam with a minimum capacity verified by structural engineer 2" below the overhead roof deck as shown on the TK Elevator shop drawings prior to elevator installation.
- i. A hoistway that is square and plumb within 1" from top to bottom of the total hoistway height. If the hoistway is outside of this required tolerance, Purchaser shall pay extra for any additional modifications required for a proper installation.
- j. Adequate backing for the elevator guide rails (as shown on the elevator shop drawings). If not, Purchaser will be subject to extra charges due to any additional work required or delay.
- k. 75 degree bevel guards on all projections, recesses or setbacks in excess of 4" in accordance with ASME A17.1.

New Installation Proposal



- l. Rough openings for the entrances that shall be no less than what is delineated on the elevator shop drawings;
- m. Installation of inserts per TK Elevator's layout drawing package. The inserts themselves will be provided by TK Elevator.
- n. Any tube steel and/or rail backing, including embeds and weld plates, that may be required by TK Elevator for rail bracket attachment or guide rail support which Purchaser shall ensure is installed by others flush with the hoistway from pit floor to the top of the overhead to carry the loads of all equipment. Purchaser shall ensure that guide rails for traction elevators must attach to steel, CMU or concrete, not wood.
- o. All labor and materials necessary to support the full width of the hoistway at each landing for anchoring or welding the TK Elevator sill support as detailed on the TK Elevator layouts along with all structural steel doorframes with extensions to beam above if required on hoistway sides and sills for freight elevators, including finish painting these items.

2. Purchaser must specify wall thickness for elevator entrance frames on the layout approvals. The standard range wall thickness for elevator entrance frames is 3.25" to 12.5". TK Elevator can accommodate entrance thickness of up to 22" at an additional cost.

3. TK Elevator is not responsible for verifying field dimensions or related work by others. Purchaser must verify all dimensions on the submittal drawings prior to equipment fabrication.

B. Electrical and Life Safety:

1. Purchaser shall provide a dedicated, analog telephone or data line to the elevator telephone or communication device; one additional data line per group of elevators for diagnostic capability wired to designated controller;
2. Purchaser shall provide the following:
 - a. suitable connections from the power main to each controller and signal equipment feeders as required, including necessary circuit breakers and fused mainline disconnect switches per N.E.C. prior to installation. Suitable power supply capable of operating the new elevator equipment under all conditions;
 - b. piping and wiring to controller for mainline power, car lighting, and any other building systems that interface with the elevator controls per N.E.C. Articles 620-22 and 620-51;
 - c. any required hoistway / wellway, machine room, pit lighting and/or 110v service outlets;
 - d. conduit and wiring for remote panels to the elevator machine room(s) and between panels. Remote panels required by local jurisdictions are not included in this proposal;
 - e. a bonded ground wire, properly sized, from the elevator controller(s) to the primary building ground; and all remote wiring to the outside alarm bell as requested by all applicable code provisions;
 - f. installed sprinklers, smoke/heat detectors on each floor, machine room and hoistways / wellways, shunt trip devices (not self-resetting) and access panels as may be required as well as normally open dry contacts for smoke/heat sensors, which shall be terminated by Purchaser at a properly marked terminal in the elevator controller;
 - g. a means to automatically disconnect the main line and the emergency power supply to the elevator prior to the application of water in the elevator machine room that shall not be self-resetting;
 - h. emergency power supply including automatic time delay transfer switch and auxiliary contacts with wiring to the designated elevator controller and along with electrical cross connections between elevator machine rooms for emergency power purposes;
 - i. temporary 220v single phase (50 amps) within 50' of each hoistway;
 - j. confirmation that the emergency standby power generator and/or building can accept the power generated to and from the elevator during both Hi-Speed and Deceleration as shown on the layout drawing package. In cases where the generator and/or building load is not electrically sized to handle the power return from the regen drive,**

New Installation Proposal



additional separate chopper and resistor units are available for purchase but not included in this proposal. The additional chopper and resistor units allow regenerated power to be dissipated in the resistor bank and not sent back into the building grid.

C. Miscellaneous:

1. Purchaser shall provide all work relating to the finished cab flooring including, but not limited to, the provision of materials and its installation to comply with all applicable codes;
2. Should building settling occur which requires elevator rail alignment / escalator leveling and alignment modifications during installation (or during any included New Installation Maintenance period as designated above), additional charges will apply;
3. Purchaser shall ensure full compliance with any governmentally required safety provisions not directly involved with the elevator / escalator installation;

6. Working Hours, Logistics and Mobilization

- a. All work described in this Proposal shall be performed during TK Elevator's regular working days – defined as Monday thru Friday and excluding IUEC recognized holidays – and regular working hours – defined as those hours regularly worked by TK Elevator modernization mechanics at the TK Elevator branch office that will provide labor associated with the performance of the work described in this Proposal - unless otherwise specified and agreed to in writing by both TK Elevator and Purchaser (hereinafter TK Elevator's regular working days and regular working hours shall be collectively defined as “normal working hours”). TK Elevator shall be provided with uninterrupted access to the elevator hoistway and machine room areas to perform work during normal working hours.
- b. Purchaser shall provide on-site parking to all TK Elevator personnel at no additional cost to TK Elevator.
- c. Purchaser shall provide traffic control, lane closures, permits and flagmen to allow suitable access/unload of tractor trailer(s).
- d. Purchaser agrees to provide unobstructed tractor-trailer access and roll-able access from the unloading area to the elevator or escalator hoistways or wellways (as applicable).
- e. Purchaser will be required to sign off on the Material Release Form, which will indicate the requested delivery date of equipment to the site. If Purchaser is not ready to accept delivery of the equipment within ten (10) business days of the agreed upon date, Purchaser will immediately make payments due for equipment and designate an area adjacent to the elevator shaft where Purchaser will accept delivery. If Purchaser fails to provide this location or a mutually agreeable alternative, TK Elevator is authorized to warehouse the equipment at the TK Elevator warehouse or designated distribution facility at Purchaser's risk and expense. Purchaser shall reimburse TK Elevator for all costs due to extra handling and warehousing. Storage beyond ten (10) business days will be assessed at a rate of \$100.00 per calendar day for each unit listed in this Proposal, which covers storage and insurance of the elevator equipment and is payable prior to delivery.
- f. Purchaser agrees to provide a dry and secure area adjacent to the hoistway(s) at the ground level for storage of the elevator equipment and tools within ten (10) business days from receipt at the local TK Elevator warehouse. Any warranties provided by TK Elevator for vertical transportation equipment will become null and void if equipment is stored in any manner other than a dry, enclosed building structure. Any relocation of the equipment as directed by Purchaser after initial delivery will be at Purchaser's expense.
- g. TK Elevator includes one mobilization to the jobsite. A mobilization fee of \$2,500.00 per crew per occurrence will be charged for pulling off the job or for any delays caused by others once material has been delivered and TK Elevator's work has commenced.

New Installation Proposal



- h. Access for this project shall be free and clear of any obstructions. A forklift for unloading and staging material shall also be provided by Purchaser at no additional cost.
- i. Purchaser shall provide an on-site dumpster. TK Elevator will be responsible for cleanup of elevator/ escalator packaging material; however, composite cleanup participation is not included in this Proposal.

7. Temporary Use, Inspection and Turnover

- a. Unless required by specification, TK Elevator will not provide for “temporary use” of the elevator(s) described in this Proposal prior to completion and acceptance of the complete installation. Temporary use shall be agreed to via a change order to this Proposal which shall require Purchaser’s execution of TK Elevator’s standard Temporary Use Agreement. Cost for temporary use of an elevator shall be \$200.00 per calendar day per hydraulic elevator and \$250.00 per calendar day for each traction elevator for rental use only, excluding personnel to operate. All labor and parts, including callbacks required during the temporary use period will be billed at TK Elevator’s standard local billing rates. In the event that an elevator must be provided for temporary use, TK Elevator will require 30 days to perform final adjustments and re-inspection after the elevator has been returned to TK Elevator with all protection, intercoms and temporary signage removed. This duration does not include any provisions for finish work or for repairs of same, which shall be addressed on a project-by-project basis. Cost for preparation of controls for temporary use, refurbishment due to normal wear and tear, readjustment and re-inspection is \$3,500.00 per elevator up to 10 floors. For projects above 10 stops, an additional cost of \$1,500.00 / 10 floors shall apply. These costs are based on work performed during normal working hours. Temporary use excludes vandalism or misuse. Any required signage, communication devices, elevator operators, and protection are not included while temporary use is being provided. All overtime premiums for repairs during the temporary use period will be billed at TK Elevator’s local service billing rates.
- b. The Proposal price set forth above includes one (1) inspection per unit by the applicable authority having jurisdiction if required by the government of the locality where the equipment is located. In the event the equipment fails that inspection due to no fault of TK Elevator, TK Elevator will charge Purchaser for both the cost of each re-inspection which shall be \$1,500.00 and a remobilization fee which shall be \$2,500.00 via change order prior to scheduling a re-inspection.
- c. Upon notice from TK Elevator that the installation and/or modernization of the equipment is complete, Purchaser will arrange to have present at the jobsite a person authorized to make the final inspection and to execute TK Elevator’s “Final Acceptance Form.” The date and time that such person will be present at the site shall be mutually agreed upon but shall not be more than ten (10) business days after the date of TK Elevator’s notice of completion to Purchaser unless both TK Elevator and Purchaser agree to an extension of that ten (10) day period in writing. Such final inspection and execution of TK Elevator’s “Final Acceptance Form” shall not be unreasonably delayed or withheld.
- d. Should the Purchaser or the local authority having jurisdiction require TK Elevator’s presence at the inspection of equipment installed by others in conjunction with the work described in this Proposal, Purchaser agrees to compensate TK Elevator for its time at TK Elevator’s current billing rate as posted at its local office.
- e. At the conclusion of its work, TK Elevator will remove all equipment and unused or removed materials from the project site and leave its work area in a condition that, in TK Elevator’s sole opinion, is neat and clean.
- f. Purchaser agrees to accept a live demonstration of equipment’s owner-controlled features in lieu of any maintenance training required in the bid specifications.
- g. Purchaser agrees to accept TK Elevator’s standard owner’s manual in lieu of any maintenance, or any other, manual(s) required in the bid specifications.

8. MAX

New Installation Proposal



MAX is a cloud based Internet of Things (IoT) platform that we, at our election, may connect to your elevators and escalators by means of installation of a remote-monitoring device or modem (each a “device”). MAX will analyze the unique signal output of your equipment 24/7 and when existing or potential outages are identified, MAX will automatically communicate with our dispatch centers. When appropriate, the dispatch center will alert our technicians during normal working hours. These MAX alerts provide the technician with precise diagnostics detail, which greatly enhances our ability to fix your equipment right the first time, MAXimizing the equipment uptime.

9. Additional Terms and Conditions

- a. In no event shall TK Elevator be responsible for liquidated, consequential, indirect, incidental, exemplary, and special damages associated with the work described in this Proposal.
- b. This Proposal is made without regard to compliance with any special purchasing, manufacturing or construction/installation requirements including, but not limited to, any socio-economic programs, such as small business programs, minority or woman owned business enterprise programs, or local preferences, any restrictive sourcing programs, such as Buy American Act, or any other similar local, state or federal procurement regulations or laws that would affect the cost of performance. Should any such requirements be applicable to the work described in this Proposal, TK Elevator reserves the right to modify this Proposal or rescind it altogether.
- c. TK Elevator is an equal opportunity employer.
- d. TK Elevator's performance of the work described in this Proposal is contingent upon Purchaser furnishing TK Elevator with any and all necessary permission or priority required under the terms and conditions of government regulations affecting the acceptance of this Proposal or the manufacture, delivery or installation of the equipment. All applicable sales and use taxes, permit fees and licenses imposed upon TK Elevator as of the date of the Proposal are included in the price of the Proposal. Purchaser is responsible for any additional applicable sales and use taxes, permit fees and licenses imposed upon TK Elevator after the date of the Proposal or as a result of any law enacted after the date of the Proposal.
- e. All taxes, tariffs, duties, permit and/or license fees imposed upon TK Elevator as of the date of the execution of this Proposal are included in the price of the Proposal. After the date of acceptance of this Proposal and in addition to the Proposal price, Purchaser is also responsible to pay TK Elevator for any new (or any increase in): (1) applicable taxes, tariffs, duties, permit and/or license fees; (2) charges from its suppliers for any of the applicable materials and/or components: (A) due to supply chain issues, the imposition of new or increased taxes, tariffs, or other charges by applicable governmental authorities; (B) if the release of materials called for in this Proposal occurs after the milestone mentioned earlier in this Proposal; and/or (C) if the completion of work called for in this Proposal occurs after the milestone mentioned earlier in this Proposal; and/or (3) charges from TK Elevator's shippers and/or freight forwarders.
- f. Purchaser agrees to provide TK Elevator's personnel with a safe place in which to work and TK Elevator reserves the right to discontinue work at the jobsite whenever, in TK Elevator's sole opinion, this provision is being violated.
- g. The pricing set forth in this Proposal assumes that the elevator pits will not be classified as a confined space. TK Elevator will follow its standard safety policy and procedures. Any job specific safety requirements over and above TK Elevator's standard practices and policies may require additional costs.
- h. TK Elevator will furnish and install all equipment in accordance with the terms, conditions, scope and equipment nomenclature as noted herein. Requested changes or modifications to such provisions will require a written change order issued on the Purchaser's letterhead and accepted by TK Elevator in writing prior to the execution of such work. This change order shall detail the current contract price, the amount of the change, and new contract value.

New Installation Proposal



- i. This Proposal does not include a schedule for the work described and any such schedule shall be mutually agreed upon by an authorized representative of both TK Elevator and Purchaser in writing before becoming effective.
- j. In the event asbestos material is knowingly or unknowingly removed or disturbed in any manner at the jobsite, Purchaser shall monitor TK Elevator's work place and prior to and during TK Elevator's manning of the job, Purchaser shall certify that asbestos in the environment does not exceed .01 fibers per cc as tested by NIOSH 7400. In the event TK Elevator's employees or those of TK Elevator's subcontractors are exposed to an asbestos hazard, PCP's, lead or other hazardous substances, Purchaser agrees, to the fullest extent permitted by law, to indemnify, defend, and hold TK Elevator harmless from all damages, claims, suits, expenses, and payments resulting from such exposure. Identification, notification, removal and disposal of asbestos containing material, PCP's lead or other hazardous substances are the responsibility of the Purchaser.
- k. TK Elevator retains title to and a security interest in all equipment it supplies – which TK Elevator and Purchaser agree can be removed without material injury to the real property – until all payments including deferred payments and any extensions thereof, are made. In the event of any default by Purchaser on any payment, or any other provision of this Proposal, TK Elevator may take immediate possession of the equipment and enter upon the premises where it is located – without legal process – and remove such equipment or portions thereof, irrespective of the matter of its attachment to the real estate or the sale, mortgage or lease of the real estate. Pursuant to the Uniform Commercial Code, and at TK Elevator's request, Purchaser agrees to execute any financial or continuation statements which may be necessary for TK Elevator to file in public offices in order to perfect TK Elevator's security interest in such equipment.
- l. TK Elevator reserves the right to assign payments owed to TK Elevator under this Proposal.
- m. TK Elevator shall not be liable for any loss, damage or delay caused by acts of government, labor troubles, strikes, lockouts, fire, explosion, theft, floods, riot, civil commotion, war, malicious mischief, acts of God or any cause beyond its control.
- n. The rights of TK Elevator under this Proposal shall be cumulative and the failure on the part of the TK Elevator to exercise any rights hereunder shall not operate to forfeit or waive any of said rights. Any extension, indulgence or change by TK Elevator in the method, mode or manner or payment or any of its other rights shall not be construed as a waiver of any of its rights under this Proposal.
- o. In the event TK Elevator engages a third party to enforce the terms of this Proposal, and/or to collect payment due hereunder, either with or without suit, Purchaser agrees to pay all costs thereof together with reasonable attorney's fees. Purchaser does hereby waive trial by jury and does hereby consent to the venue of any proceeding or lawsuit under this Proposal to be in the county where the work covered by this Proposal is located.
- p. TK Elevator can furnish Certificate of Workers' Compensation, Bodily Injury and Property Damage Liability Insurance coverage to Purchaser upon written request.
- q. Should loss of or damage to TK Elevator's material, tools or work occur at the project site, Purchaser shall compensate TK Elevator for such loss, unless such loss or damage results from TK Elevator's own acts or omissions.
- r. Purchaser, in consideration of TK Elevator performing the services set forth in this Proposal, to the fullest extent permitted by law expressly agrees to indemnify, defend, save harmless, discharge, release and forever acquit TK Elevator Corporation, TK Elevator Manufacturing, Inc., their respective employees, officers, agents, insurers, affiliates, and subsidiaries (hereinafter singularly a "TK Elevator party" and collectively the "TK Elevator parties") from and against any and all claims, demands, suits, and proceedings for loss, property damage (including damage to the equipment which is the subject matter of this Proposal), personal injury or death that are alleged to either have arisen out of or be connected with the sale, marketing, presence, use, misuse, maintenance, installation, removal, modernization, manufacture, design, operation or condition of the equipment that is the subject matter of this Proposal or the labor and materials furnished in connection with this

New Installation Proposal



Proposal. Purchaser's duty to indemnify a TK Elevator party does not apply to the extent that the loss, property damage (including damage to the equipment which is the subject matter of this Proposal), personal injury or death is determined to be caused by or resulting from the negligence of that TK Elevator party. Purchaser recognizes that its obligation to defend the TK Elevator parties under this clause, which is separate and apart from its duty to indemnify the TK Elevator parties, includes payment of all attorneys' fees, court costs, judgments, settlements, interest and any other expenses of litigation arising out of such claims, demands, suits or proceedings.

s. Purchaser further expressly agrees to name Tk Elevator Corporation and TK Elevator Manufacturing, Inc. along with their respective officers, agents, affiliates and subsidiaries as additional insureds in Purchaser's liability and any excess (umbrella) liability insurance policy(ies). Such insurance must insure TK Elevator Corporation and TK Elevator Manufacturing, Inc. for those claims and/or losses referenced in the above paragraph and those claims and/or or losses arising from the negligence of TK Elevator Corporation and TK Elevator Manufacturing, Inc. Such insurance must specify that its coverage is primary and non-contributory. Purchaser hereby waives its right of subrogation.

t. TK Elevator's participation in any controlled insurance program is expressly conditioned upon review and approval of all controlled insurance program information and documentation prior to enrollment. Any insurance credits if applicable, will be provided at that time.

u. Unless so mutually agreed upon in a separate signed agreement, TK Elevator shall not be required to interact or correspond with any third party with whom Subcontractor is not in privity of contract concerning matters pertinent to this Agreement.

v. The Purchaser must inform TK Elevator if Purchaser is, or becomes, an individual or entity that is - or that is majority owned or controlled by a party that is - included on any list of restricted parties maintained by (i) the United States of America; (ii) the United Nations; (iii) the European Union or any EU member state; (iv) the UK; or (v) any other national authority binding the parties of this contract.

In case the Purchaser, or any other beneficiary of this transaction, e.g. the end-user, is or becomes an individual or entity that is - or that is majority owned or controlled by a party that is - included on any list of restricted parties, TK Elevator reserves the right to cancel this Proposal immediately.

If the goods subject to this Proposal would be exported, re-exported, resold, used, transferred or otherwise disposed of in violation of any sanctions applicable to TK Elevator, TK Elevator also reserves the right to cancel this Proposal immediately. In this respect, the Purchaser shall be obliged to disclose the final delivery address, end-user and end-use of the goods upon request - insofar as legally permissible - and to notify TK Elevator of all circumstances that indicate an aforementioned infringement.

"Sanctions" means here any economic, trade or financial sanctions, laws, regulations, embargoes or restrictive measures imposed, enacted, administered or enforced by any Sanctions Authority. "Sanctions Authority" means (i) the US;(ii) the UN Security Council;(iii) the EU and any EU member state;(iv) the UK; or(v) any governmental institutions of any of the foregoing which administer Sanctions, including HM Treasury, OFAC, the US State Department and the US Department of the Treasury.

New Installation Proposal



Acceptance

Purchaser's acceptance of this Proposal and its approval by an authorized manager of TK Elevator will constitute exclusively and entirely the agreement between the parties for the goods and services herein described and full payment of the sum of \$584,606 exclusive of all applicable sales and use taxes.

All other prior representations or regarding this work, whether written or verbal, will be deemed to be merged herein and no other changes in or additions to this Proposal will be recognized unless made in writing and properly executed by both parties as a change order. Should Purchaser's acceptance be in the form of a purchase order or other similar document, the provisions of this Proposal will exclusively govern the relationship of the parties with respect to this transaction. No agent or employee shall have the authority to waive or modify any of the terms of this Proposal without the prior written approval of an authorized TK Elevator manager.

TK Elevator Corporation Management Approval

(Purchaser):

By:

(Signature of Authorized Individual)

By:

(Signature of Branch Representative)

(Print or Type Name)

(Print or Type Title)

(Date of Acceptance)

(Date of Execution)



Narrative

Percent Complete

Narrative	Percent Complete
Pneumatic Tube System - 14-9200	0.00%
<ul style="list-style-type: none"> • Hamilton Security Commercial 4'x7" Pneumatics 1 LS <ul style="list-style-type: none"> • (3) Three HA47 4'x7" Commercial Pneumatics w/ 10.4" LCD displays, two way video and audio • All necessary Steel tubing (4' X 7') and Support Hangers and hardware as per Building specs • Coordination with GC and others during build process • (6) Custom carriers equipped to carry License plates • Include all necessary low voltage cable and pulls. • Includes 2-year warranty parts and labor warranty. • (PHX734GR) Signal-Tech Lanes lights w/ Switches 3 LS <ul style="list-style-type: none"> • The lead time on this equipment is approximately 8-10 weeks. 	
Fire Protection - 21-1300	0.00%
<ul style="list-style-type: none"> • Install new wet sprinkler system per NFPA 13 1 LS • Install manual wet standpipe system 1 LS • Install pre-action system (Panel, smokes and preaction valve) 1 LS • Install fire pump per NFPA 20 1 LS • Bond 1 LS • Inclusions: <ul style="list-style-type: none"> • New wet system • Nitrogen System • Permit and Fees • All work to be per NFPA 13 • Pump • Design and calculations as required for permit only • All material to be per NFPA 13 • Standpipe • Work during normal hours • Exclusions: <ul style="list-style-type: none"> • Dry systems for top floor overhang • Anti freeze system on loading dock • Freeze Protection • Raising/Relocating Existing Mains or Branch lines • Adequate water 	
Plumbing - 22-1300	10.71%
<ul style="list-style-type: none"> • Procurement and installation of the following plumbing systems: 1 LS <ul style="list-style-type: none"> • Sanitary below grade and crawlspace (PVC-DWV) 1 LS • Storm below grade and crawlspace (PVC-DWV) 1 LS • Sanitary wase & vent above grade (No-Hub Cast Iron) 1 LS • Storm above grade (No-Hub Cast Iron) 1 LS • Domestic water (Type L hard drawn copper with lead free sweat connections) 1 LS • Natural gas (Sch.40 Blk.steel with threaded fittings on 2" and smaller – welded connections on 2.5" size and larger) 1 LS • Procurement and installation of the following plumbing fixtures and equipment: 1 LS <ul style="list-style-type: none"> • (11) EWC, (9) HB-1, (30) L-1, (9) L-2, (5) MS-1, (4) SK-1, (4) SK-2, (3) SK-3, (1) SK-4, (3) TP-1, (12) UR-1A, (19) WC-1, (17) WC-1A, (3) WC-1ATP, (17) WH-1, (29) RD, (20) OD, (5) DSN, (31) FD-1, (1) FD-2, (2) FD-3, (14) FS-1, (6) FS-2, (1) WS-1, (3) GWH, (2) CP, (1) DWP, (3) ESP, (5) GR, (1) NFRH 1 LS • Excavation and backfill for below grade plumbing systems 1 LS • Removal of excess excavation spoils to an off-site location 1 LS • Sleeving and coring for plumbing scope of work 1 LS • Identification labels and tags for plumbing scope of work 1 LS • 4" RPZ building backflow device 1 LS • Make-up water backflow device 1 LS • Chlorination of domestic water system within building 1 LS • Galvanized hanging materials for suspended plumbing piping in crawlspace 1 LS • Galvanized sheet metal drip troughs and associated drain piping as shown on sheet P113 1 LS • SuperVoid for below grade plumbing systems as shown on RFI #PB4 dated 6/18/24 (reference dwgs P001/P506) 1 LS • Insulation Associated with the work of the trade (per plans and specifications) 1 LS • Fire caulk and acoustical sealants for plumbing scope 1 LS • Test the plumbing systems as required 1 LS • One (1) year warranty 1 LS • Prevailing Wages Per 'General Decision Number: TX20240275 01-12-2024' 1 LS • Validation under general contractor building permit ONLY 1 LS • Bond 1 LS 	



Narrative

Percent Complete

HVAC - 23-3000

5.15%

- Chiller Start Up
- Bond
- **Installation Only of the Following Equipment:**
 - Air Cooled Chillers 3 EA
- **Procurement and installation of the following equipment:**
 - Air Handlers (HAAKON-BOD) 6 EA
 - Exhaust Fans 6 EA
 - Supply Fans 2 EA
 - Unit Heaters 2 EA
 - Roof Hoods 8 EA
 - Fan Coil Units (DAIKIN-BOD) 11 EA
 - Vav Boxes 135 EA
 - Life Safety Dampers 44 EA
 - Hot Water Boiler 2 EA
 - Expansion Tanks 2 EA
 - Pumps 6 EA
 - Air Dirt Separators 2 EA
 - Mini Split Systems (DAIKIN-BOD) 6 EA
 - Library Split System 1 EA
 - Humidifier 1 EA
 - Louvers (Standard Finish Only) 3 EA
 - Grd's as Shown in the Above Referenced Drawings 1 Lot
 - Heat trace for the exterior chilled water piping at the chillers included 1 LS
- **Ductwork to be fabricated as follows:** 1 LS
 - All ductwork to be fabricated in accordance with the drawings, notes, specifications, and the latest SMACNA HVAC Duct Construction Standards - metal and flexible. 1 LS
 - All supply ductwork upstream of the FPB's/VAV's shall be constructed to a positive 4" wg 1 LS
 - All supply ductwork downstream of the FPB's/VAV's shall be constructed to a positive 2" wg 1 LS
 - All return and exhaust ductwork to be fabricated to a positive or negative 2" wg 1 LS
 - All round ductwork for this project shall be fabricated with spiral lock seams 1 LS
 - All ductwork shall be constructed using galvanized material with fittings the same gauges as ductwork unless otherwise noted. 1 LS
 - Ductwork shipped to the jobsite cleaned and sealed. Open ends to be kept sealed during construction. 1 LS
 - Ductwork to be insulated per plans and specifications 1 LS
- **Procurement and installation of the following mechanical piping systems:** 1 LS
 - CHWS & CHWR (Type L hard drawn copper with sweat connections on sizes 2" and smaller – Sch.40 Blk.steel piping with welded connections on sizes 2.5" and larger) 1 LS
 - HWS & HWR (same as above) 1 LS
 - Procurement and installation Energy Management System for controls and Instrumentation 1 LS
 - Insulation Associated with the work of the trade (per plans and specifications) 1 LS
 - Provide test and balance by a Certified Agent. 1 LS
 - One (1) year warranty 1 LS
 - Hoisting for mechanical scope of work 1 LS
 - Fire caulk and acoustical sealants for HVAC scope 1 LS
 - Working with Commissioning Agent (Agent provided by others) 1 LS
 - Provide Start-up. 1 LS
 - Prevailing Wages Per 'General Decision Number: TX20240275 01-12-2024' 1 LS
 - Validation under general contractor building permit ONLY 1 LS

Electrical - 26-1000

11.53%

- 3000A Main Exterior Disconnect per Engineer - 1 LS
- Big Ass Fans 1 LS
- Curtain Stacking 1 LS
- Addendum 4 1 LS
- Bond 1 LS
- **Clarifications and Assumptions:**
 - Conduit stubs to accessible ceiling for thermostats are included.
 - Primary service to utility transformer is included as conduit only. Cable by others.
 - Elevator shaft power is included per sheet E602.
 - The utility pad mounted transformer is furnished by others.
 - Gear lead times:
 - Panels: 12-14 weeks
 - Transformers: 12-14 weeks



Narrative

Percent Complete

- Location and quantities for EV chargers mentioned in previous budget narrative are not shown. Power to EV chargers is excluded.
- The lightning protection system is based on sheet E240. Lighting Protection Class I copper system with aluminum materials where required is included.
- Counterpoise is included per sheet E002 and includes providing and installing a 3/0 conductor around the perimeter of building.
- Grounding and LP required for drive through canopy is included.
- Chiller disconnect - factory mounted non-fused disconnect on chiller
- Future spare panels on drawings are not included in this proposal.
- Water fountain not circuited on panel schedule assumed to be a 20 amp circuit.
- Big ass fans furnished and installed
- TV backboxes are included per AV drawings.
- Underground conduit and cabling to courtyard fountain is included as an alternate. Any lighting associated with this water feature is provided and installed by others.
- Power to fire dampers is included.
- Service disconnect location per E001
- Power to Four food truck pedestals is included. Pedestals are included as an allowance.
- The holes drilled and tapped required for handrail lighting is by others.

- Lighting in crawlspace is included with rigid conduit. Lighting in drive through is also included with rigid conduit.
- Fire alarm, security, tele data, and A/V systems are conduit stubs and boxes only in this proposal.
- Alternate pricing for lighting in second floor area B and 30 additional data drops in shell space W2800 per sheet T122.
- BDA, BDA annunciator, and BDA battery backup are furnished and installed by others. Single point connection only under this proposal.
- Emergency responder radio riser is included with 2" conduit per sheet ER100, typical donor parapet mounting detail.
- Ground bushings per specifications.
- Housekeeping pads are by others.
- Section 26 12 10 is rough-in only. Cabling is by others.
- Alterman acknowledges the rate requirements per the Williamson County Prevailing Wage.
- The fire alarm system is not included in this proposal.
- Conduits in sheet ES001 are included as empty PVC conduits in trench. Feeders for gate power are the exception.
- Concrete included for utility ductbank. All other trenches are backfilled with sand per sheet E601 detail 7.
- Per request to supply 3 Big Ass Fan i6-60" outdoor rated per Drawing L2.16. Includes installation, fan controllers, excavation, conduit, cabling and connections.
- Per request for additional electrical work associated with Curtain stacking detail. Includes conduit, cabling and connections. Limit switch and push button station FBO. Installation included.
- **The following items are not included in this proposal:**
 - Formed concrete
 - Cutting, patching, and painting
 - Drilling and forming of pole bases
 - Utility charges
 - Sales tax
 - Temperature controls and interlock wiring
 - Loose motor starters and variable frequency drives
 - Demolition
 - Premium time
 - Roof penetrations and seals
 - Acoustical pads
 - Access doors
 - VFD's and specialty cabling are to be provided by others.
- **The following systems are not included in this proposal:**
 - Tele/data
 - CCTV and security
 - CATV and satellite
 - P/A and sound
 - Audio-Visual
 - Fire Alarm
- **Pricing is based on the use of code approved raceways and wiring methods, including the use of MC cable.**



Narrative

Percent Complete

Structured Cabling System - 27-1300

0.00%

- See attached quote
- Bond

1 LS
1 LS



Williamson County New Headquarters
Chasco Constructors, Ltd., LLP
July 12, 2024

IES Communications, LLC
4801 Freidrich Lane, Suite 108
Austin, TX 78744
www.iescomm.com

Bryan Beard
Sales Account Manager
bryan.beard@iescomm.com
(512) 413-2208



Project Brief

PROJECT INFORMATION	
Job Name:	Williamson County New Headquarters (314341) - Structured Cabling
Job ID:	314341-001
Company:	Chasco Constructors, Ltd., LLP
Site Address:	1848 Texas Trail, Georgetown, TX 78626
Quote Type:	Estimate
Quote Date:	July 12, 2024
Status:	A1B1C1

CUSTOMER CONTACT
Mark Cain
(512) 493-8523
markc@chasco.com

ACCOUNT MANAGER
Bryan Beard
Sales Account Manager
(512) 413-2208
bryan.beard@iescomm.com

REFERENCED DOCUMENTS
Addendum #4 narrative.pdf
Addendum #4 plan sheets.pdf
Div 27_WilcoHQ_CDSet_052324.pdf
WilcoHQ_Vol2_Conformed_CDSet_052324.pdf

Project Overview

IES Communications, LLC (IES) is pleased to submit for your review and approval the following proposal. Please feel free to contact us with any questions you might have during your review. The following is an outline of IES's proposal.

IES is providing pricing for the installation of communications-cabling connectivity per customer provided documentation. All cabling installed shall be in compliance with the ANSI/TIA/EIA 568-C Commercial Building Telecommunications Cabling Standards.

The proposed structured cabling solution consists of Category 6A cable. Cables will run from new MDF/IDF location(s). These locations will be connected using IES provided backbone cabling.

Project Schedule

- Based on the Customer provided schedule, the estimated timeline for this project will be between April 2025 and December 2025
- The projected crew size will range from 3-6 tech(s).
- These techs will work eight-hour shift(s) between 6:00 am and 6:00 pm M-F to complete a 40 hour work week, per tech.

IES will assign a Project Manager to oversee and coordinate project details with customer representative.

Key Notes & Clarifications

Taxes are included in this pricing.

Scissor lifts are required and have been included in this pricing.

Equipment and material storage is required by IES and will be provided by the customer for the duration of the installation.

HEPA Carts and Caps are not required.

Permit fees and inspections are included in this pricing.

Davis Bacon, Union and/or Prevailing Wage rates are included in this pricing.

Performance & Payment and/or Bid Bonds are not included in this pricing.

OCIP and/or CCIP deducts are not included in this pricing.

All required conduit pathways and backboxes will be provided by the EC/GC. Conduit will be free and clear with an available pull string.

All interior and exterior penetrations will be completed by others.

All 110v power, PDUs and UPS battery backups to be provided by others.

Due to extreme supply chain volatility, all material pricing and material delivery schedules are subject to change. IES can only guarantee material pricing for (15) days from quote date.

Due to ongoing, and escalating, macroeconomic conditions, IES reserves the right to reprice labor and materials within 6 months of actual project start.

IES has included a 1% material pricing increase contingency in the base bid. Due to market volatility, supply chain issues, and the long schedule duration, material pricing could increase greater than the allocated 1%. IES reserves the right to issue a change order to cover costs incurred from additional material price increases and product changes based on availability. IES welcomes a conversation with the customer to discuss price increase mitigation strategies.

IES has excluded the costs necessary for compliance with Buy America/Buy American/Made in America requirements. Any additional cost, or time, associated with such requirements will be added as needed.

Scope of Work

Structured Cabling (314341-001)

Horizontal Cabling

Station Cables

- Horizontal Cabling - IES shall furnish and install:
 - (1) one, Category 6A cables to (117) one hundred seventeen, camera location(s).
 - (1) one, Category 6A cables to (4) four, ceiling location(s).
 - (2) two, Category 6A cables to (2) two, ceiling location(s).
 - (1) one, Category 6A cables to (53) fifty-three, furniture location(s).
 - (2) two, Category 6A cables to (13) thirteen, floor location(s).
 - (2) two, Category 6A cables to (1) one, furniture location(s).
 - (1) one, Category 6A cables to (236) two hundred thirty-six, wall location(s).
 - (2) two, Category 6A cables to (70) seventy, wall location(s).
 - (4) four, Category 6A cables to (3) three, wall location(s).
 - IES shall furnish all appropriate faceplates, furniture faceplates, wall phone plates, surface mount boxes and jack inserts, as applicable.
 - Terminate, test, and label all cables installed by IES Communications.
- Patch Panel Connectivity:
 - (8) eight, 24-port modular patch panel(s).
 - (17) seventeen, 48-port modular patch panel(s).
- J-Hooks:
 - (600) six hundred, 2" plastic j-hooks for cable pathways.
 - (100) one hundred, 4" plastic j-hooks for cable pathways.
 - Furnish and install, J-Hook supports for cabling installed by IES Communications, per industry standards.
- Cabling - IES shall furnish and install:
 - (2) two, Category 6A cables to (56) fifty-six, Wireless Access Point location(s).
 - Terminated using RJ45 modular plugs.
- Equipment - IES shall install only:
 - (55) fifty-five, interior Wireless Access Points.
 - (1) one, Exterior Wireless Access Points.
- Commissioning Wireless Access Point Units:
 - IES will not commission the equipment listed.
 - Onsite customer contact will validate installation.
- Patch Cords - IES shall furnish and install.
 - (709) seven hundred nine, 1' Category 6A patch cords for the MDF/IDF.
 - (177) one hundred seventy-seven, 3' Category 6A patch cords for the WAO.
 - (177) one hundred seventy-seven, 7' Category 6A patch cords for the WAO.
 - (356) three hundred fifty-six, 10' Category 6A patch cords for the WAO.

Closet Buildout

M/IDF Buildout

- Racks and Cabinets – IES shall furnish and install:
 - (2) two, 4-post rack(s).
 - (12) twelve, 2-post rack(s).

Scope of Work

- (1) one, wall mount rack(s).
 - (6) six, 1RU - single sided horizontal cable managers.
 - (33) thirty-three, 2RU - single sided horizontal cable managers.
 - (11) eleven, 6" - double sided vertical cable managers.
 - (6) six, 8" - double sided vertical cable managers.
- Ladder Rack - IES shall furnish and install:
 - 12" ladder tray.
 - IES Communications shall ground all equipment racks, cabinets, and ladder racking to the IDF room main grounding bus bar (main grounding bus bar to be furnished, installed, and bonded by others).
 - Furnish and install drop radius brackets, runway elevation kits and all junction connections.

Notes and Clarifications:

- 1-MDF, 1-State IDF and 5-IDFs
- Penetrations - IES shall furnish and install:
 - (57) fifty-seven, 2" penetrations installed using conduit and fire putty.
 - X-Rays, coring, vertical floor and/or roof penetrations are not included in this proposal.

Backbone Cable

Fiber Backbone

- Fiber - IES shall furnish and install:
 - (1) one, 12-strand OS2 from MDF to IDF.
- Connectivity:
 - (7) seven, rack mounted fiber LIU(s).
 - (12) twelve, OS2 fiber adapter panels with LC connections.
- Fiber Jumpers - IES shall furnish and install:
 - (48) forty-eight, 1m OS2 LC fiber jumpers for the MDF/IDF.
 - (48) forty-eight, 2m OS2 LC fiber jumpers for the MDF/IDF.
 - (48) forty-eight, 3m OS2 LC fiber jumpers for the MDF/IDF.

Notes and Clarifications:

- All fibers to be field terminated and tested

Assumptions & Exclusions

Assumptions

The following assumptions are included in this proposal:

- Any requested changes to the scope of work require a written change order prior to IES performing the work.
- No CCIP/Bonds/Fees/Licenses are required where work is to be performed.
- IES Assumes there are no firewalls to breach that are over a 1-hour rating, or that require a non-sleeve penetration to create a rated solution for this installation.
- IES has based our labor on provided prevailing wage document [insert document/file name here] dated [insert document date here]. If there are any changes or updates to prevailing wage, IES will notify the customer, and additional charges will be addressed at that time.
- All work is scheduled for regular business hours [insert business hours here].
- IES is assuming that this project is not expedited. Our estimate is based on an 8-hour workday and 40 hours a week.
- Equipment rentals are billed monthly.
- Due to extreme supply chain volatility, that all material pricing and material delivery schedules are subject to change. If this impacts the project schedule, IES will discuss with the Customer on how to proceed.
- All work will be performed in accordance with national, state and local codes.
- Any change orders deleting scope of work may be contingent upon manufacturer and vendor return policy.
- A location for material storage will be provided by the General Contractor.
- All furniture entrances are located at the point closest to the TR/IDF.
- Wireless Access Points by other(s)

Assumptions & Exclusions

Exclusions

The following are excluded from this proposal:

- Supply or install conduit.
- Supply or install any electrical.
- Architecture, engineer design, consulting fees, or engineered stamped drawings.
- Improvement to building grounding system.
- Cutting, patching, and painting of finished surfaces.
- Concrete and asphalt cutting or patching.
- Coring and drilling of walls, floors, footers or headers.
- Modifications to correct existing code/building violations or upgrade of systems to comply with State or City codes.
- Supply or install all floor boxes and backing.
- Supply or install plywood backboards.
- Underground trenching or boring.
- Labor to move furniture, PC, or other end user equipment that will preclude IES from performing their duties. Technicians must have free and clear access to all areas where their work is being performed.
- Permits and inspection fees.
- Third party inspections.
- Supply or install grounding equalizer conductors.
- Testing of end devices and network gear.
- Lift rental.
- Overtime, 2nd, and 3rd shift labor.
- BMS, EPMS, and Security cabling.
- All Uninterruptible Power System (UPS) systems.
- Supply or install access control equipment.
- Supply and install all horizontal conduit between devices in hard-lid areas.
- All system hardware including handsets, PBX, remote shelves, servers, switches, PC's, software.
- All multipair copper and fiber entering the building from the street to the demarcation point.
- All vertical or horizontal conduit sleeves between floors, entrance into the MPOE, MDF and IDF's, and interconnecting buildings.
- Certification of cable runs longer than 90 meters (permanent link), unless UTG or extended distance cables are installed.
- Wireless Access Points.

General Terms & Conditions

Insurance

Contractor will maintain the following types of insurance coverage and liability limits:

- Commercial automobile insurance for all non-owned vehicles, covering bodily injury and property damage, with a limit of \$1,000,000 for each occurrence.
- Commercial general liability insurance covering bodily injury, property damage, and contractual liability, with a limit of \$3,000,000 for each occurrence and \$6,000,000 general aggregate.
- Workers' compensation, with the statutory requirement for coverage.

Additional Insured

IES will name Customer as an additional insured on IES Communications, LLC's general liability policy.

Waiver of Subrogation

Rights of subrogation under the policies listed above will be waived in favor of the Customer.

Certification

IES will provide the Customer with a certificate of insurance confirming all insurance.

Pricing & Authorization

DESCRIPTION	TOTAL
Labor	\$153,239.82
Material	\$246,985.88
Other (May include shipping, permits, parking, travel, lift rentals, etc.)	\$3,593.56
Services	\$0.00
Total:	\$403,819.27
Tax:	\$0.00
Total with Tax:	\$403,819.27

The total sum for this proposal is **\$403,819.27**, which includes all applicable tax, material, labor, equipment, supplies, travel expenses, and misc. expenses.

For tax exempt customers, taxes may be included in this proposal's pricing. The customer is responsible for such taxes unless and until IES receives a valid, unexpired tax exemption certificate for the state where the work is being performed.

Excluded from this proposal, are any adds, moves, or changes during the project, which will be billed separately from the original proposal.

Chasco Constructors, Ltd., LLP-314341-001

By signing below, I am accepting this proposal and the attached terms and conditions.

Customer Authorized Signature

Date

Customer Print Name

Customer Title

IES Communications, LLC

IES Authorized Signature

Date

IES Print Name

IES Title

Bill of Material

MFG	PART DESCRIPTION	PART#	QTY	UNIT
AIW	6-AWG Ground Wire	392301	600	FEET
Chatsworth	Wall-Mount Cabinet, CUBE-iT+ Wall-Mount Cabinet, Plexi, Glass Door, 48" H x 24" W x 30" D, 26U Tapped Rail, Black	12419-748	1	EACH
Chatsworth Products, Inc.	Universal Cable Runway; 12"W x 1.5"H x 9.96'L; Black	10250-712	40	EACH
Chatsworth Products, Inc.	Butt Swivel Splice Kit 3/8 x 1 1/2"; Black	10487-701	6	EACH
Chatsworth Products, Inc.	Cable Runway Elevation Kit For Racks 4 in. - 6 in. High Quantity per Package: 1 Pair Black	10506-706	12	EACH
Chatsworth Products, Inc.	Cable Runway Elevation Kit For Cabinets 4" - 6" High; Quantity per Package: 1 Pair - Black	10506-716	2	EACH
Chatsworth Products, Inc.	3" Channel Rack-To-Runway Mounting Plate Using J-Bolts 9"-12" W Runway; Black	10595-712	13	EACH
Chatsworth Products, Inc.	Vertical Wall Bracket Cable Runway 1.7 in H x 2.2 in D x 1.5 in W Black	10608-701	8	EACH
Chatsworth Products, Inc.	Butt Splice Kit	11301-701	11	EACH
Chatsworth Products, Inc.	90° Junction Splice Kit	11302-701	37	EACH
Chatsworth Products, Inc.	Cable Runway Foot Kit 6 in.H Black	11309-701	11	EACH
Chatsworth Products, Inc.	Threaded Ceiling Kit 3/8-16; 72"L; Gold	11310-001	12	EACH
Chatsworth Products, Inc.	Triangular Support Bracket Black	11312-712	12	EACH
Chatsworth Products, Inc.	Wall Angle Support Kit; 14"W x 2"H x 2"D; Black	11421-712	27	EACH
Chatsworth Products, Inc.	12" Runway End Closing Kit	11700-112	1	EACH
Chatsworth Products, Inc.	Cable Runway Radius Drop Cross Member 11", Black	12100-712	36	EACH
Chatsworth Products, Inc.	Cable Runway Radius Drop; Stringer; 5"W; Black	12101-703	12	EACH
Chatsworth Products, Inc.	Cable Runway Ground Strap Kit #6 AWG Ground Strap with hardware Each	40164-001	48	EACH
Corning	Outdoor Buffer Tube Fan-Out Kit 6 Fiber	FAN-OD25-06	24	EACH
IES Communications	2" Sleeve	GC-2INSLV	59	EACH
IES Communications	Consumables	IESCONSUMABLES	3	EACH
IES Communications	Material Escalation	IESMATESCALATION	3	EACH
LH Dottie	Pre-Tied Ceiling Wire With Pin and Clip Galvanized Steel 12 ga. 6 ft. L	CWC6	700	EACH
Panduit	Mini-Com® Surface Mount Box 1-Port White	CBX1WH-A	109	EACH
Panduit	2 Port Surface Mount Box White	CBX2WH-AY	2	EACH
Panduit	Mini-Com® 106 Duplex Outlet Frame White 2-Port	CF1062WHY	13	EACH
Panduit	2 Port Furniture Faceplate Black	CFFPL2BL	54	EACH
Panduit	Mini-Com® Classic Series Sloped Faceplates With Labels/Label Cover 2-Port White	CFPSL2WHY	318	EACH
Panduit	MiniCom Sloped Single Gange faceplate 4-port White	CFPSL4WHY	3	EACH
Panduit	Mini-Com® TX6™ PLUS TG Style UTP Jack Module Black	CJ688TGBl	112	EACH
Panduit	Mini-Com® TX6A™ 10Gig™ TG Style Jack Module Black	CJ6X88TGBl	480	EACH
Panduit	Mini-Com® TX6A™ 10Gig™ TG Style Jack Module. Blue	CJ6X88TGbu	480	EACH
Panduit	Mini-Com® TX6A™ 10Gig™ TG Style Jack Module Yellow	CJ6X88TGyl	234	EACH

Bill of Material

MFG	PART DESCRIPTION	PART#	QTY	UNIT
Panduit	Lower trough wire manager	CMLT19	12	EACH
Panduit	24-Port Modular Patch Panel	CPP24FMWWH	8	EACH
Panduit	48-Port Modular Patch Panel	CPP48FMWWH	17	EACH
Panduit	1M Duplex Fiber Patch Cord, OS2, LC Push Pull, Riser	F92ERQ1Q1SNM001	48	EACH
Panduit	Duplex 2M Fiber Patch Cord, OS2, LC Push Pull, Riser	F92ERQ1Q1SNM002	48	EACH
Panduit	Fiber Patch Cables LC to LC Duplex Yellow Singlemode (OS2) 3 M. L 2	F92ERQ1Q1SNM003	48	EACH
Panduit	Opticom® Fiber Optic Adapter Panels Singlemode (OS1/2) (6) LC Duplex Adapters for 12-Strand Fiber Blue	FAP6WBUDLCZ	12	EACH
Panduit	Opticom® Fiber Optic Adapter Panels Black	FAPB	24	EACH
Panduit	Opticom® QuickNet™ Enclosure Fiber Cassette Rack Mount (4) Cassettes	FCE1U	6	EACH
Panduit	QuickNet™ Fiber Enclosure Steel Rack Mount 4 RU Lockable 12-Opening White 6.98 H x 17.6 W x 16.3 D in.	FCE4UWH	1	EACH
Panduit	Opticom® Fiber Optic Connector LC Simplex Blue	FLCSSCBUY	144	EACH
Panduit	Angled TX6A Cat 6A UTP Field Term RJ45 Modular Plug	FPU6X88MTG	112	EACH
Panduit	Opti-Core® Fiber Optic Cable Singlemode - OS2 12-Fiber 6.6 in. Bend Radius Loose Tube Plenum Black	FSGP912Y	1600	EACH
Panduit	Telecommunications Grounding Busbar 12 in.	GB2B0306TPI-1	5	EACH
Panduit	Telecommunication Ground Busbar 4 in. w 20 in. L	GB4B0624TPI-1	1	EACH
Panduit	2" Hook Wall Mount .25 Hole	JP2W-L20	600	EACH
Panduit	J-Pro™ 4-inch Cable Support System, Drop Wire and Threaded Rod Clip	JP4DW-X20	100	EACH
Panduit	NetManager™ High Capacity Cable Manager Front-Only Horizontal 1 RU	NMF1	6	EACH
Panduit	NetManager™ High Capacity Cable Manager Front-Only Horizontal 2 RU	NMF2	33	EACH
Panduit	6" Vertical Cable Manager	PR2VD06	11	EACH
Panduit	Panduit Dual Sided 8" Vertical Wire Manager; 8"W x 7'H x 21.23"D; Black	PR2VD08	12	EACH
Panduit	Cat6A 4Pr UTP CMP Cable, White	PUP6AHD04WH-G	102880	FEET
Panduit	Category 6A cable yellow	PUP6AHD04YL-G	22230	FEET
Panduit	2 Post Rack, 45RU, Aluminum, Black	R2P	12	EACH
Panduit	Grounding Busbar Kit Cage Nut 20 Hole	RGRB19CN	13	EACH
Panduit	CAT6a 28AWG Patch cord 10'	UTP28X10BU	356	EACH
Panduit	Cat 6A UTP Copper Patch Cable 1 ft. Blue	UTP28X1BU	709	EACH
Panduit	Cat 6A Copper Patch Cables--1M, BLU	UTP28X1MBU	177	EACH
Panduit	PanNet® Cat 6A 28 AWG U/UTP Solid 8-Position RJ-45 to RJ-45 Copper Patch Cord with Modular Plug 2 m Blue	UTP28X2MBU	177	EACH
Schneider Electric It Mission	APC NetShelter SX, Server Rack Enclosure, 45U, Black, 2124H x 600W x 1070D mm	AR3105	2	EACH
Specified Technologies	SpecSeal® Commercial Grade Intumescent Sealant 10.1 oz tube	LCI320	12	EACH

Optional Scope (Pricing Not Included in Proposal)

Pricing Details

DESCRIPTION	LABOR	MATERIAL	OTHER	SERVICES	SUBTOTAL	TAX	TOTAL
Add Alt Level 2B	\$4,312.25	\$5,573.97	\$81.10	\$0.00	\$9,967.31	\$0.00	\$9,967.31
Add Alt No. 1 Payment & Perf Bond	\$0.00	\$0.00	\$2,906.40	\$0.00	\$2,906.40	\$0.00	\$2,906.40

Add Alt Level 2B

Horizontal Cabling

- Horizontal Cabling - IES shall furnish and install:
 - (1) one, Category 6A cables to (30) thirty, location(s).

Add Alt No. 1 Payment & Perf Bond

P&P Bond

*Other may include shipping, permits, parking, travel, lift rentals, etc.



Narrative

Percent Complete


Integrated Audio / Visual Systems - 27-4116

0.00%

- AV
- Bond
- See attached quote

1 LS
1 LS

Williamson County
Georgetown, TX
Bid ID: BC24-0673



New Headquarters

1848 Texas Trail

Georgetown TX, 78628

Division 27 – Audio Visual

Prepared by:
Tyler Toppenberg
Tyler.toppenberg@brycomm.com
O: 512-712-4008
Date: June 27, 2024

Submit Contracts & PO's to: orders@brycomm.com



We appreciate your interest in our services and thank you for the chance to offer the following proposal for this project. Our proposal incorporates the following:

Project Name: Williamson County - New Headquarters **Bid ID:** 24-0673
Scope of Work: Audio Visual – Division 27
Contact: Mark Cain **Title:** Chasco **Email:** markc@chasco.com

I. DOCUMENTS

Drawings: T-Series Drawings Dated: 5.6.2024
Sheet(s): TAA000, TA110, TA111, TA112, TA113, TA114, TA115, TA116, TA120, TA121, TA122, TA123, TA124, TA125, TA130,
Specifications: 27 41 16 – Audio Visual Systems **(Included)**
Addendum(s): N/A

II. SCOPE OF WORK

27 41 16 – Audio Visual Systems

Commissioners Court

BryComm will provide and install the following:

- Two Epson Projectors and Lenses, as specified.
- Ceiling Enclosures at Projectors, as specified.
- Two Dalite 177" Screens, as specified.
- Samsung Commercial Displays, as shown in Drawings.
- Mounts and Installation Included.
- Crestron Video Switcher and Endpoints.
- Two Aver PTZ Cameras, as specified.
- Crestron Control Panel and Processor for System.
- QSC DSP for Audio.
- QSC Amplifier, as per specs.
- QSC Ceiling Speakers, Qty. as shown in Drawings.
- Conferencing Microphone System, as specified.
- Wireless Microphones and Accessories, as specified.
- One Hearing Assist System, as specified.
- AV Equipment Rack with Dedicated AV Network Switch and Power Distribution.
- Associated Cables for Interfacing.

Offices (Qty. 16)

BryComm will provide and install the following:

- One Samsung Commercial Displays, as shown in drawings.
- HDMI Extension.
- Associated Cables for Interfacing.

Huddle Rooms (Qty. 9)

BryComm will provide and install the following:

- One Samsung 65" Commercial Displays.
- Crestron Air Media for Wireless Presentation.
- Crestron Sound Bar with Camera.
- Associated Cables for Interfacing.

Medium Conference Rooms (Qty. 2)

BryComm will provide and install the following:

- One Samsung 75" Commercial Displays.
- Aver PTZ Cameras, as specified.
- Crestron Air Media for Wireless Presentation.
- Shure Ceiling Microphone, as specified.
- QSC Amplifier, as specified.
- QSC Ceiling Speakers, as shown in drawings.
- Associated Cables for Interfacing.

Large Conference Rooms (Qty. 4)

BryComm will provide and install the following:

- Samsung 85" Commercial Displays.
- Crestron Control Panel.
- Crestron Air Media for Wireless Presentation.
- Crestron HDMI Extension, as specified.
- Crestron UC System, as specified.
- Dedicated AV Network Switch.
- Aver PTZ Cameras, as specified.
- Shure Ceiling Microphone, as specified.
- QSC Amplifier, as specified.
- QSC Ceiling Speakers, as shown in drawings.
- HDMI Pass Thru Plate, as shown in drawings.

Digital Signage (Qty. 3)

BryComm will provide and install the following:

- One Samsung 65" Commercial Display.
- HDMI Extension.
- Associated Cables for Interfacing.

Café (Qty. 1)

BryComm will provide and install the following:

- One Samsung 85" Commercial Display.
- Crestron Control Panel.
- QSC Amplifier.
- QSC Ceiling Speakers.
- Associated Cables for Interfacing.

Sound Masking

BryComm will provide and install the following:

- Biamp Sound Masking as shown in Drawings.
- Sound Masking Design does not meet “Best Practices” and performance results cannot be guaranteed by Biamp or BryComm.

Exclusions

1. Core drilling, EZ-Paths installs, wire-mold, conduit (EMT), conduit (EMT) sleeves, poke-thru or other penetrations. As well as new pathways inside and outside (conduit), digging or trenching, or setting of new poles.
2. Labor, materials, or installation of Main building ground system, such as 750 KCMIL Ground Conductor including ground from electrical distribution panels to MDF and IDFs.
3. Data communications hardware such as switches/routers/phones, and programming or configuration of data communications hardware.
4. Wireless Access Points (WAPs) or installation of owner provided WAPs.
5. Any electrical power receptacles, carpentry, demolition, patching, refinishing, and relocation are excluded.
6. Any other hardware, labor or other materials that is not described in this Scope of Work, is excluded from this proposal. If this raises an issue, please make BryComm aware so that we may revise our proposal accordingly.

Clarifications

1. Due to lack of AV Line Diagrams Design intent and functionality could not be verified. Change Orders will be issued for any items not clearly documented.
2. Testing and documentation of the entire installation will be provided to the owner upon completion, per contract documents. Labeling will be completed to standard and identified as indicated in specifications.
3. A manufacturer warranty from the specified manufacturer will be provided upon completion.
4. All UTP cabling shall be terminated per the *TIA-568B* pin-out configuration.
5. Installation of all cabling will meet *ANSI/TIA 568-D* requirements and BICSI best practices.
6. Wage rate requirements have been applied to this proposal.
7. BryComm can provide HUB upon request.
8. BryComm currently employs multiple full-time personnel with the following qualifications:
 - a. Audinate Dante Level 1, 2, & 3
 - b. AVIXA CTS/ CTS-I
 - c. Extron XTP Systems Engineer (XTP-E)
 - d. Extron Control Professional (ECP)
 - e. OSHA 10/OSHA 30
 - f. QSC Qsys Levels 1 & 2
 - g. Shure Integrated Systems Levels 1 & 2
9. BryComm to require (15) working days to review, process, and return all customer issued contracts.
10. All work will be performed Monday through Friday, excluding holidays, during regular normal working hours. BryComm assumes there are no abnormal environmental or hazardous conditions on the premise, which would require extraordinary safety and/or regulatory functions, activities, permits or certifications for BryComm to perform the required work.
11. If BryComm is required to do any digging, trenching, or setting of new poles, BryComm is not responsible for any damages to utilities or other underground infrastructure that may occur due to incomplete information provided to BryComm.

12. If materials are not available at time of ordering, BryComm is not responsible for any price increases that are directly impacted by minimum order quantities by the manufacturers, and will impact the pricing shown on this proposal.
13. Due to rapidly fluctuating prices, Manufacturer Quotes, and availability of materials, pricing in this proposal is valid for a period of 30 days from the date of the proposal.

III. PRICING SUMMARY

Scope of Work		Cost
27 41 16	Offices	\$ 63,961.21
27 41 16	Digital Signage	\$ 17,337.83
27 41 16	Medium Conference Room	\$ 77,996.68
27 41 16	Large Conference Room	\$ 158,666.33
27 41 16	Café	\$ 18,975.07
27 41 16	Commissioners Court	\$ 353,543.49
27 41 16	Huddle Rooms	\$ 65,789.32
27 41 16	Sound Masking (As Designed)	\$ 36,680.59
	Sales Tax	\$ -
Total		\$ 792,950.52
P&P Bond		Cost
	Payment & Performance Bond	\$ 18,335.48
	Maintenance & Hazard Bond	\$ -
Total		\$ 18,335.48

Thank you for the opportunity and feel free to contact me if you have any questions or concerns.



Tyler Toppenberg
 Senior Account Executive
 O: 512-712-4008 | M: 405-664-6568
www.brycomm.com
 Security License #B17431



Narrative

Percent Complete

ERCES & DAS System - 28-0537

0.00%

- ERCES 1 LS
- DAS 1 LS
- See attached quote
- Bond 1 LS



Williamson County New Headquarters
Chasco Constructors, Ltd., LLP
July 11, 2024

IES Communications, LLC
4801 Freidrich Lane, Suite 108
Austin, TX 78744
www.iescomm.com

Bryan Beard
Sales Account Manager
bryan.beard@iescomm.com
(512) 413-2208



Project Brief

PROJECT INFORMATION	
Job Name:	Williamson County New Headquarters (314341) - DAS/Wireless
Job ID:	314341-004
Company:	Chasco Constructors, Ltd., LLP
Site Address:	1848 Texas Trail, Georgetown, TX 78626
Quote Type:	Estimate
Quote Date:	July 11, 2024
Status:	A1B1

CUSTOMER CONTACT
Mark Cain
(512) 493-8523
markc@chasco.com

ACCOUNT MANAGER
Bryan Beard
Sales Account Manager
(512) 413-2208
bryan.beard@iescomm.com

REFERENCED DOCUMENTS
00 11 00 -~1.pdf
22020_WilcoHQ_ADDNo4_Final_062024 (2).pdf
Addendum #4 narrative.pdf
Addendum #4 plan sheets.pdf
Wilco HQ Building 1-12-2024.pdf
WilcoHQ_Vol2_Conformed_CDSet_052324.pdf
WilcoHQ_Vol2Specs_Conformed_CDSet_052324.pdf

Project Overview

IES Communications, LLC (IES) is pleased to submit for your review and approval the following proposal. Please feel free to contact us with any questions you might have during your review. The following is an outline of IES's proposal.

IES is providing pricing for the installation of communications-cabling connectivity per customer provided documentation. All cabling installed shall be in compliance with the ANSI/TIA/EIA 568-C Commercial Building Telecommunications Cabling Standards.

Project Schedule

- Based on the Customer provided schedule, the estimated timeline for this project will be between July 2024 and December 2024
- The projected crew size will range from 1-3 tech(s).
- These techs will work eight-hour shift(s) between 6:00 am and 6:00 pm M-F to complete a 40 hour work week, per tech.

IES will assign a Project Manager to oversee and coordinate project details with customer representative.

Key Notes & Clarifications

Taxes are not included in this pricing due to receipt of proper tax exemption certificate prior to submission.

Standard ceiling height is assumed; any overhead work resulting in the need for man lifts or scaffolding shall result in a change order. Scaffolding to be provided by the GC for multi-trades.

Equipment and material storage is not required for this installation.

HEPA Carts and Caps are not required.

Permit fees and inspections are not included in this pricing.

Davis Bacon, Union and/or Prevailing Wage rates are included in this pricing.

Performance & Payment and/or Bid Bonds are not included in this pricing.

OCIP and/or CCIP deducts are not included in this pricing.

All required conduit pathways and backboxes will be provided by the EC/GC. Conduit will be free and clear with an available pull string.

All interior and exterior penetrations will be completed by others.

All 110v power, PDUs and UPS battery backups to be provided by others.

Due to extreme supply chain volatility, all material pricing and material delivery schedules are subject to change. IES can only guarantee material pricing for (15) days from quote date.

Due to ongoing, and escalating, macroeconomic conditions, IES reserves the right to reprice labor and materials within 6 months of actual project start.

IES has excluded the costs necessary for compliance with Buy America/Buy American/Made in America requirements. Any additional cost, or time, associated with such requirements will be added as needed.

Scope of Work

DAS/Wireless (314341-004)

ERRC DAS

ERRC DAS

SCOPE OF WORK

Design Parameter/Frequencies Amplified

The Proposal provides ERRC DAS coverage for the New Williamson County HQ project. The system will consist of a Yagi antenna located on the roof of the building with the building amplifier located in a 2-hour rated room. This is a three-story, 124,639 sq ft building. Relocating Head End and Riser could potentially cause future changes in engineering and cable pathways.

All work shall be in compliance with Industry Standards, Local Jurisdictions, and standard NEC codes. IES COMMUNICATIONS will provide a code compliant ERRC system. IES COMMUNICATIONS to amplify frequencies for Georgetown Emergency Responder Radio users. Currently, the City of Georgetown uses 800 frequencies.

IES COMMUNICATIONS will start the project with a kick-off meeting between our project team and the customer. This meeting will be to discuss project expectations, schedule, material delivery logistics, and other topics as required.

Design/Coordination

IES COMMUNICATIONS will provide project coordination and design for the Emergency Responder Radio Coverage system. Coordination will include on-site and/or conference calls to properly communicate the system requirements, and how the system will impact the building structure and other trades within the building. The possible impacts could be:

- Equipment space requirements.
- Power/Cooling for DAS equipment (if needed).
- Conduit and cable pathways.
- Coordination for indoor and roof antennas.

The system design package will include a complete and accurate set of drawings that indicate the location of each piece of equipment in the system. IES COMMUNICATIONS will identify antenna locations in plain view. The completed package will include product cut sheets for your records.

Implementation

The implementation of the system will take place in three phases: passive equipment, active equipment, and commissioning/programming.

The passive equipment will include the delivery of all cabling and connectors associated with the system. Prior to beginning the installation, IES COMMUNICATIONS will provide onsite training/supervision for four hours to assure that the technicians being used are familiar with the installation specifications of the components.

The active equipment will be installed toward the end of the project when rooms are secure, and dust is minimized to protect the equipment. Like the passive system, IES COMMUNICATIONS will provide all equipment to the IES COMMUNICATIONS subcontractor to install. The installation of the equipment will be depicted in the drawings and IES COMMUNICATIONS personnel will show up on site for four hours to train/supervise the beginning of equipment installation. Conduit is to be excluded in our number.

The commissioning/programming of the system will be conducted by an IES COMMUNICATIONS technician with an FCC license. The commissioning/programming will consist of positioning the donor antenna on the exterior of the building with the correct azimuth to the appropriate donor site. IES COMMUNICATIONS will also log into the BDA to observe and to adjust settings to make sure the building coverage meets the customer's standards. System testing and coordination with the fire marshal will be included after the commissioning process is complete as well.

IES COMMUNICATIONS will coordinate the purchase and delivery of all equipment based on the project schedule.

The equipment list below provides a basis for the contractor to estimate labor required to install.

Scope of Work

The list provides the bulk of the items but not all required

Close-Out

Upon completion of the project, IES COMMUNICATIONS will provide a complete set of updated as-builts based upon the installation contractor's mark-ups. All test results will be downloaded and put into a PDF format for the owner's records.

Exclusions

- Pricing assumes off-air donor signal for carrier signal will be a minimum of -75 dBm.
- Customer to provide adequate space for equipment. Spacing allocation to be made available by customer and verified by IES COMMUNICATIONS.
- IES COMMUNICATIONS is not responsible for future modifications to the interior structure that may degrade signal propagation.
- Access hatches are not included.
- Pricing assumes that all frequencies are installed and implemented at the same time.
- This is not a prevailing wage project.
- Replacement or repair of damaged or cut cabling or conduit will be an extra charge on top of this estimate.
- Conduit, back boxes, and stub ups to be provided by others.

The BOM is based on a schematic level design and not a final design. The equipment amounts may change by +/- 5%.

- Performance/Payment Bond not included, but available upon request.
- Others shall not hold the contractor liable for errors or omissions in designs, nor inadequacies of materials and equipment that is specified or supplied by others.
- Equipment and materials supplied by the contractor are warrantied only to the extent that the manufacturer warrants the same.
- The price is based on a single on-site mobilization with duration up to five business days. Any additional on-site mobilizations or weekend hours will require a change order.
- All work will be performed during normal working hours.
- Equipment room housing the amplifier and battery backup may require air conditioning. Air conditioning unit to be designed, provided, and installed by others.
- Installer responsible for all required permitting including, but not limited to, building and fire.
- Roof penetrations for cabling exist and area available for use.
- No hazardous materials or asbestos is present.
- Indoor coverage antennas can be mounted to the ceiling.
- Clear cable paths are available. Any change to the cable pathway after final design is approved will require verification of system compliance by Amplified Wireless engineers.
- Pricing assumes one shipment of passive materials and one shipment of active materials only sent through ground freight.
- Pricing assumes a three-week lead time for passive material production.
- Expedited shipping and material production requests considered and charged on a case-by-case basis.
- Closeout package pricing is included. IES COMMUNICATIONS will provide digital copies of all required submittal documentation. Printed documentation is not included but can be provided at additional costs.
- Fire alarm hook up is not included.
- Taxes are not included.

Inclusions

Scope of Work

- FCC licensed system designer, testing technician, and project coordinator.
- Project management and coordination of installation.
- Certification and training, if needed.
- Installation of Head End equipment including BDA, BBU and Roof Top Antennas.
- Carrier device registration.
- System design.
- Complete and accurate test results.
- Installation of cabling, connectors, indoor antennas, and couplers/splitters
- Commissioning and optimization of the system.

Work Hours/Schedule

All work shall be completed during normal working hours; Monday – Friday, 8:00 am – 5:00 pm.

Any requested work, not identified in the above scope, outside these hours will be subject to overtime rates and submitted as a change order to the customer. This includes work after hours, weekend, and holidays.

Our schedule for initial design will be approximately four weeks from receipt of a contract/notice to proceed from customer, as well as all requested design documentation. Required design documentation will comprise of a complete PDF set of drawings including architectural plans and elevations, reflected ceiling plans, telecom pathway drawings, and AutoCAD files.

The expected start date of the testing project is (start date) and expected completion date is (end date). Schedule acceleration/extension that is out of IES COMMUNICATIONS's control will be followed by a change order notice that will include the adjusted.

Cell DAS

Cell DAS

Design Parameter/Frequencies Amplified

The project scope will consist of Cellular DAS for the New Williamson County HQ project in Georgetown, TX. A Comba Complex Active Solution will be used to provide cellular coverage in a three-story, 124,639 sq ft building.

IES COMMUNICATIONS provides design, parts and support for these systems, which includes pre-testing, all equipment necessary, commissioning, turn-up, and optimization of the system. In addition, post-testing for the system is included.

All work shall be installed in compliance with Industry Standards, Local Jurisdictions, and standard NEC codes. IES COMMUNICATIONS will provide a carrier ready solution as well as assist in the registration with the carriers of all systems that are active within the building. Formal approval for these systems to operate and amplify carrier signals is already granted by the FCC.

Project Kick-Off

IES COMMUNICATIONS will start the project with a kick-off meeting between our project team and the client. This meeting will be to discuss project expectations, schedule, material delivery logistics, coordination of cable installation and termination, and hard installation of equipment.

Design/Coordination

IES COMMUNICATIONS will provide project coordination and has provided the design for the carrier system explained above. Coordination will include on-site and/or conference calls to properly communicate the system requirements and how the system will impact the building structure and other trades within the building. The possible impacts may be:

- Equipment space requirements.
- Power/Cooling for DAS equipment.

Scope of Work

- Cable pathways.
- Coordination for indoor and roof antennas.

The system design package will include a complete and accurate set of drawings that indicate the locations of each piece of equipment in the system. IES COMMUNICATIONS will identify antenna locations in plain view as well as in an overall heatmap depicting expected signal strength upon completion of installation.

Implementation

The implementation of the system will take place in three phases: passive equipment, active equipment, and commissioning/programming.

The passive equipment will include the delivery of all cabling and connectors associated with the system.

The active equipment will be installed toward the end of the project when rooms are secured and dust is minimized to protect the equipment. Like the passive system, IES COMMUNICATIONS will provide the equipment needed for the installation.

The commissioning/programming of the system will be conducted by an IES COMMUNICATIONS technician with an FCC license. The commissioning/programming will consist of positioning the donor antennas on the exterior of the building with the correct azimuth to appropriate donor site. IES COMMUNICATIONS will also log into the BDA to observe and to adjust settings to make sure the building coverage is meeting -95 dBm or better.

IES COMMUNICATIONS will coordinate the purchase and delivery of all equipment based on the project schedule.

Close-Out

Upon completion of the project, IES COMMUNICATIONS will provide a complete set of updated as-builts based upon the installers mark-ups. All test results will be downloaded and put into a PDF format for the owner's records.

Exclusions

- Final Carrier Coordination.
- The customer is to provide adequate space for equipment. Spacing allocation is to be made available by the customer and verified by IES COMMUNICATIONS.
- IES COMMUNICATIONS is not responsible for future modifications to the interior structure that may degrade signal propagation.
- Pricing assumes that all frequencies are installed and implemented at the same time.
- This is not a prevailing wage project.
- Replacement or repair of damaged or cut cabling or conduit will be an extra charge.
- The BOM is based on a schematic level design and not a final design. The equipment amounts may change by +/- 5%.
- Performance/Payment Bond not included, but available upon request.
- Others shall not hold the contractor liable for errors or omissions in designs, nor inadequacies of materials and equipment specified or supplied by others.
- Equipment and materials supplied by the contractor are warrantied only to the extent that the manufacturer warranties the same.
- Installation of cable, splitters, couplers, antennas.
- Installation of head end.
- The price is based on a single on-site mobilization with duration up to five business days. Any additional on-site mobilizations or weekend hours will require a change order.
- All work will be performed during normal working hours.
- The equipment room housing the amplifier may require air conditioning. An air conditioning unit is to be designed, provided, and installed by others.
- The electrical power to be provided by others.

Scope of Work

- Roof penetrations for cabling exist and the area is available for use.

Indoor coverage antennas can be mounted to the ceiling.

- The ceiling is not hard lid ceiling.
- Access hatches for hard lid ceiling is to be provided by others.
- Clear cable paths are available. Any change to the cable pathway after final design is approved will require verification of system compliance by IES COMMUNICATIONS engineers.
- Pricing assumes one shipment of passive materials and one shipment of active materials, only sent through ground freight.
- Pricing assumes a three-week lead time for passive material production.
- Expedited shipping and material production requests considered and charged on a case-by-case basis.
- Closeout package pricing is included. IES COMMUNICATIONS will provide digital copies of all required submittal documentation. Printed documentation is not included but can be provided at additional costs.
- All local and state sales tax is excluded.

Inclusions

- FCC Licensed system designer, testing technician, and project coordinator.
- Project management and coordination is included.
- Certification and training, if needed.
- Complete system design.
- Complete and accurate computer generated as-built drawings.
- Complete and accurate test results.
- Fiber installation.
- Commissioning and optimization of the system.
- Post-installation grid testing of the system.

Work Hours/Schedule

All work shall be completed during normal working hours; Monday – Friday, 8:00 am – 5:00 pm.

Any requested work, not identified in the above scope, outside these hours will be subject to overtime rates and submitted as a change order to the customer. This includes work after hours, weekend, and holidays.

Our schedule for initial design will be approximately four weeks from receipt of a contract/notice to proceed from customer and all requested design documentation. Required design documentation will include a complete PDF set of drawings containing architectural plans, elevations, reflected ceiling plans, telecom pathway drawings, and AutoCAD files.

The expected start date of the DAS project is TBD and expected completion date of TBD.

Schedule acceleration/extension that is out of IES COMMUNICATIONS's control will be followed by a change order notice that will include the adjusted cost.

Assumptions & Exclusions

Assumptions

The following assumptions are included in this proposal:

- Any requested changes to the scope of work require a written change order prior to IES performing the work.
- Equipment rentals are billed monthly.
- Due to extreme supply chain volatility, that all material pricing and material delivery schedules are subject to change. If this impacts the project schedule, IES will discuss with the Customer on how to proceed.

Exclusions

The following are excluded from this proposal:

- Supply or install conduit.
- Supply or install any electrical.
- Architecture, engineer design, consulting fees, or engineered stamped drawings.
- Costs associated with parking.
- Improvement to building grounding system.
- Cutting, patching, and painting of finished surfaces.
- Concrete and asphalt cutting or patching.
- Coring and drilling of walls, floors, footers or headers.
- Modifications to correct existing code/building violations or upgrade of systems to comply with State or City codes.
- Underground trenching or boring.
- Labor to move furniture, PC, or other end user equipment that will preclude IES from performing their duties. Technicians must have free and clear access to all areas where their work is being performed.

Pricing & Authorization

DESCRIPTION	TOTAL
Labor	\$6,733.66
Material	\$2,053.97
Other (May include shipping, permits, parking, travel, lift rentals, etc.)	\$127.31
Services	\$302,116.23
Total:	\$311,031.16
Tax:	\$0.00
Total with Tax:	\$311,031.16

The total sum for this proposal is **\$311,031.16**, which includes all applicable tax, material, labor, equipment, supplies, travel expenses, and misc. expenses.

For tax exempt customers, taxes may be included in this proposal's pricing. The customer is responsible for such taxes unless and until IES receives a valid, unexpired tax exemption certificate for the state where the work is being performed.

Excluded from this proposal, are any adds, moves, or changes during the project, which will be billed separately from the original proposal.

Chasco Constructors, Ltd., LLP-314341-004

By signing below, I am accepting this proposal and the attached terms and conditions.

Customer Authorized Signature

Date

Customer Print Name

Customer Title

IES Communications, LLC

IES Authorized Signature

Date

IES Print Name

IES Title

Pricing Details

ERRC DAS

DESCRIPTION	LABOR	MATERIAL	OTHER	SERVICES	SUBTOTAL	TAX	TOTAL
ERRC DAS	\$4,497.66	\$2,053.97	\$127.31	\$99,246.42	\$105,925.35	\$0.00	\$105,925.35
Totals:	\$4,497.66	\$2,053.97	\$127.31	\$99,246.42	\$105,925.35	\$0.00	\$105,925.35

Cell DAS

DESCRIPTION	LABOR	MATERIAL	OTHER	SERVICES	SUBTOTAL	TAX	TOTAL
Cell DAS	\$2,236.00	\$0.00	\$0.00	\$202,869.81	\$205,105.81	\$0.00	\$205,105.81
Totals:	\$2,236.00	\$0.00	\$0.00	\$202,869.81	\$205,105.81	\$0.00	\$205,105.81

*Other may include shipping, permits, parking, travel, lift rentals, etc.



Narrative

Percent Complete

Access Control System - 28-1300



0.00%

- See attached quote
- **Bond**

1 LS

Security & Intrusion Detection System - 28-1600



0.00%

- Intrusion Detection System
- Security
- See attached quote
- **Bond**

1 LS

1 LS

1 LS

1 LS

Williamson County New Headquarters
Chasco Constructors, Ltd., LLP
July 16, 2024

IES Communications, LLC
4801 Freidrich Lane, Suite 108
Austin, TX 78744
www.iescomm.com

Bryan Beard
Sales Account Manager
bryan.beard@iescomm.com
(512) 413-2208



Project Brief

PROJECT INFORMATION	
Job Name:	Williamson County New Headquarters (314341) - Security 2
Job ID:	314341-005
Company:	Chasco Constructors, Ltd., LLP
Site Address:	1848 Texas Trail, Georgetown, TX 78626
Quote Type:	Estimate
Quote Date:	July 16, 2024
Status:	A1B1C1

CUSTOMER CONTACT
Mark Cain
(512) 493-8523
markc@chasco.com

ACCOUNT MANAGER
Bryan Beard
Sales Account Manager
(512) 413-2208
bryan.beard@iescomm.com

REFERENCED DOCUMENTS
01 All other scope sheets see this file.pdf
Security - WilCo HQ Bid Pkg. 3-5-24-24.pdf
Wilco HQ Building 1-12-2024.pdf
WilcoHQ_Vol2Specs_Conformed_CDSet_052324.pdf

Project Overview

IES Communications, LLC (IES) is pleased to submit for your review and approval the following proposal. Please feel free to contact us with any questions you might have during your review. The following is an outline of IES's proposal.

IES is providing pricing for the procurement and installation of a Lenel OnGuard Access Control System (ACS) for 45 access-controlled doors, 9 access-controlled elevator, 2 door release buttons, and 2 lockdown buttons. ACS will tie into the customer's New network.

IES is providing pricing for the procurement and installation of a Bosch Intrusion Detection System (IDS) with 18 monitored door locations, 2 OHD locations, 31 Glassbreak sensors, and 2 duress buttons. Monitoring and Communications will be provided by others.

Project Schedule

- Based on the Customer provided schedule, the estimated timeline for this project will be between December 2024 and March 2025
- The projected crew size will range from 4-6 techs.
- These techs will work eight-hour shifts between 6:00 am and 6:00 pm M-F to complete a 40 hour work week, per tech.

IES will assign a Project Manager to oversee and coordinate project details with customer representative.

Key Notes & Clarifications

Taxes are included in this pricing.

Standard ceiling height is assumed; any overhead work resulting in the need for man lifts or scaffolding shall result in a change order. Scaffolding to be provided by the GC for multi-trades.

Equipment and material storage is required by IES and will be provided by the customer for the duration of the installation.

HEPA Carts and Caps are not required.

Permit fees and inspections are not included in this pricing.

Davis Bacon, Union and/or Prevailing Wage rates are included in this pricing.

Performance & Payment and/or Bid Bonds are not included in this pricing.

OCIP and/or CCIP deducts are not included in this pricing.

All required conduit pathways and backboxes will be provided by the EC/GC. Conduit will be free and clear with an available pull string.

All interior and exterior penetrations will be completed by others.

All 110v power, PDU's and UPS battery backups to be provided by others.

All door locks and hardware will be provided and installed by the door contractor or general contractor.

Fire alarm connections will be completed by the owner's fire alarm vendor.

Up to 8-hours of customer training is included for the VSS, ACS and IDS solutions.

Due to extreme supply chain volatility, all material pricing and material delivery schedules are subject to change. IES can only guarantee material pricing for (15) days from quote date.

Due to ongoing, and escalating, macroeconomic conditions, IES reserves the right to reprice labor and materials within 6 months of actual project start.

IES has included a 1% material pricing increase contingency in the base bid. Due to market volatility, supply chain issues, and the long schedule duration, material pricing could increase greater than the allocated 1%. IES reserves the right to issue a change order to cover costs incurred from additional material price increases and product changes based on availability. IES welcomes a conversation with the customer to discuss price increase mitigation strategies.

IES has excluded the costs necessary for compliance with Buy America/Buy American/Made in America requirements. Any additional cost, or time, associated with such requirements will be added as needed.

Scope of Work

Security (314341-005)

Security

Security System

Intrusion

- Cabling - IES shall furnish and install:
 - Devices will be installed using appropriate individual security cabling.
 - (20) twenty, 18/2 cables to (20) twenty, door contact locations.
 - (31) thirty-one, 18/4 cables to (31) thirty-one, glass break sensor locations.
 - (4) four, 18/4 cables to (4) four, keypad locations.
 - (2) two, 18/4 cables to (2) two, duress buttons locations.
- Equipment:
 - (1) one, intrusion detection panel.
 - (7) seven, input boards.
 - (3) three, power supplies with batteries.
 - (4) four, keypads.
 - (25) twenty-five, door contacts.
 - (31) thirty-one, glass break sensors.
 - (2) two, duress buttons.
- Installation and Validation:
 - IES technicians will commission the equipment listed.
 - Onsite customer contact will validate and verify functionality prior to scheduled completion.
 - Monitoring and communications (phone lines, cell cards, network connections, etc.) are not included in this proposal.

Notes and Clarifications:

Phone lines/network connection provided and installed by others.

Access Control

- Cabling - IES shall furnish and install:
 - Devices will be installed using specified composite or individual security cabling.
 - (54) fifty-four, composite cables to (54) fifty-four, reader locations.
 - (2) two, 18/4 cables to (2) two, door release button locations.
 - (2) two, 18/4 cables to (2) two, lockdown button locations.
- Equipment - Provided following the basis of design specified by site and customer conditions:
 - (6) six, access control panels.
 - (22) twenty-two, door controllers.
 - (6) six, power supplies with batteries.
 - (45) forty-five, connections to electrified locks.
 - (54) fifty-four, readers.
 - (58) fifty-eight, door position switches (DPS).
 - (2) two, door release buttons.
 - (2) two, lockdown buttons.
 - (3) three, IP video intercoms.

Scope of Work

- Installation and Validation:
 - IES technicians will commission the equipment listed.
 - Onsite customer contact will validate and verify functionality prior to scheduled completion.

Notes and Clarifications:

OnGuard Server, Workstations, and Badging provided by owner.

Credentials provided by owner.

Electrified locking hardware, hinges, rexes provided and installed by others.

CAT6 cable provided and installed by others.

Assumptions & Exclusions

Assumptions

The following assumptions are included in this proposal:

- Any requested changes to the scope of work require a written change order prior to IES performing the work.
- Equipment rentals are billed monthly.
- Due to extreme supply chain volatility, that all material pricing and material delivery schedules are subject to change. If this impacts the project schedule, IES will discuss with the Customer on how to proceed.

Exclusions

The following are excluded from this proposal:

- Supply or install conduit.
- Supply or install any electrical.
- Architecture, engineer design, consulting fees, or engineered stamped drawings.
- Costs associated with parking.
- Improvement to building grounding system.
- Cutting, patching, and painting of finished surfaces.
- Concrete and asphalt cutting or patching.
- Coring and drilling of walls, floors, footers or headers.
- Modifications to correct existing code/building violations or upgrade of systems to comply with State or City codes.
- Underground trenching or boring.
- Labor to move furniture, PC, or other end user equipment that will preclude IES from performing their duties. Technicians must have free and clear access to all areas where their work is being performed.

Pricing & Authorization

DESCRIPTION	TOTAL
Labor	\$119,985.69
Material	\$99,179.54
Other (May include shipping, permits, parking, travel, lift rentals, etc.)	\$4,267.38
Services	\$0.00
Total:	\$223,432.61
Tax:	\$0.00
Total with Tax:	\$223,432.61

The total sum for this proposal is **\$223,432.61**, which includes all applicable tax, material, labor, equipment, supplies, travel expenses, and misc. expenses.

For tax exempt customers, taxes may be included in this proposal's pricing. The customer is responsible for such taxes unless and until IES receives a valid, unexpired tax exemption certificate for the state where the work is being performed.

Excluded from this proposal, are any adds, moves, or changes during the project, which will be billed separately from the original proposal.

Chasco Constructors, Ltd., LLP-314341-005

By signing below, I am accepting this proposal and the attached terms and conditions.

Customer Authorized Signature

Date

Customer Print Name

Customer Title

IES Communications, LLC

IES Authorized Signature

Date

IES Print Name

IES Title

Pricing Details

Security

DESCRIPTION	LABOR	MATERIAL	OTHER	SERVICES	SUBTOTAL	TAX	TOTAL
Security System	\$31,519.76	\$17,368.89	\$356.73	\$0.00	\$49,245.38	\$0.00	\$49,245.38
Intrusion	\$23,581.31	\$7,687.44	\$157.89	\$0.00	\$31,426.64	\$0.00	\$31,426.64
Access Control	\$64,884.63	\$74,123.20	\$3,752.75	\$0.00	\$142,760.59	\$0.00	\$142,760.59
Totals:	\$119,985.69	\$99,179.54	\$4,267.38	\$0.00	\$223,432.61	\$0.00	\$223,432.61

*Other may include shipping, permits, parking, travel, lift rentals, etc.

Bill of Material

MFG	PART DESCRIPTION	PART#	QTY	UNIT
2N	IP Force - 1 Button, HD Camera + 10W Speaker	01337-001	3	EACH
Belden	Electronic Cable Plenum Beldfoil Shield PVC Insulation 18 AWG 2 Conductor 1000 ft. Reel	6300FE 8771000	3000	FEET
Belden	Electronic Cable Plenum Beldfoil Shield PVC Insulation 18 AWG 4 Conductor 1000 ft. Reel	6302FE 8771000	7000	FEET
Belden	Belden Composite Cable 22/6 Plenum 1000 ft.	658AFS 0001000	7000	FEET
Bosch	8 INPUT MODULE FOR SDI2 BUS	B208	7	EACH
Bosch	Plug-in Telephone Communicator	B430	1	EACH
Bosch	Universal Enclosure White	B8103	4	EACH
Bosch	2-Line Alphanumeric Intrusion LCD Keypad, SD12 Bus Compatible	B920	4	EACH
Bosch	599-Point Intrusion Control Panel Kit with Transformer and Medium Enclosure	B9512-C	1	EACH
Bosch	LOCK & KEY SET, STANDARD	D101	4	EACH
Bosch	USB Dongle for Programming	D5370-USB	1	EACH
Bosch	Glassbreak	DS1101I	28	EACH
Bosch	Glassbreak	DS1102I	3	EACH
George Risk Industries	Concealed Door Contact	184-12-B	39	EACH
GRI	DPDT Concealed Contact	199-12-B	21	EACH
GRI	Industrial Track Mount Overhead Door Contact	4700-A	2	EACH
GRI	Resistor Pack	6644	90	EACH
GRI	Tamper Switch	PBF-2020-W	11	EACH
HID	Signo20	20NKS-00-000000	14	EACH
HID	Signo40	40NKS-00-000000	40	EACH
Lenel	Input Control Module (Series three)	LNL-1100-S3	2	EACH
Lenel	Reader Interface Module - 2 Door	LNL-1320-S3	22	EACH
Lenel	Intelligent Dual Reader Controller	LNL-X2220	6	EACH
LenelS2	Intrusion Panel Support	SWG-1450	1	EACH
LifeSafety Power	16 Door 12 Amp 12VDC 10 Amp 24VDC 16 Managed and 24 Auxiliary	FPO150/250-3D8P2M8NL4E8M2/T16-A	4	EACH
LifeSafety Power	150W Power Supply	FPO150-2D8E2	3	EACH
LifeSafety Power	Mercury ProWire Power System	FPO150-B1002D8PM8NL4E4M/P8-A	2	EACH
Meir Products	Transformer Enclosure	BW-375G	1	EACH
USP	Latching Push Button	HUB-2B	4	EACH
USP	Emergency Switch, Silent Actuating, DPDT, Momentary, 6-Screw Terminal, 125/250 Volt, 10 Ampere	USP HUB-3B	2	EACH
Yuasa	Battery - 7A, 12VDC	NP7-12	24	EACH

Optional Scope (Pricing Not Included in Proposal)

Pricing Details

DESCRIPTION	LABOR	MATERIAL	OTHER	SERVICES	SUBTOTAL	TAX	TOTAL
Video Surveillance	\$51,612.60	\$91,062.98	\$1,870.28	\$0.00	\$144,545.87	\$0.00	\$144,545.87

Video Surveillance not in Chasco contract. By County/Owner

Video Surveillance

Cameras

- Cabling - VSS cabling will be completed as part of the Structured Cabling scope of work.
- Equipment - IES shall furnish and install:
 - (0) zero, workstations.
 - (0) zero, NVR/servers.
 - (0) zero, PoE switches.
 - (80) eighty, interior 2MP dome cameras.
 - (7) seven, interior 2x2MP multi-sensor cameras.
 - (3) three, interior 4x2MP multi-sensor cameras.
 - (8) eight, interior 4MP PTZ cameras.
 - (5) five, exterior 2MP dome cameras.
 - (3) three, exterior 2x5MP multi-sensor cameras.
 - (7) seven, exterior 4x5MP multi-sensor cameras.
- Installation and Validation:
 - IES technicians will commission the equipment listed.
 - Onsite customer contact will validate installation and field of view prior to scheduled completion.

Notes and Clarifications:

VMS server, licensing, and workstation provided and installed by others.

PoE switches, patch panels, and patch cords provided and installed by others.

CAT6 cable provided and installed by others.

*Other may include shipping, permits, parking, travel, lift rentals, etc.



Narrative

Percent Complete

Narrative	Percent Complete
Fire Alarm - 28-3100	5.00%
<ul style="list-style-type: none"> • Scope of Work: • Design and submit fire alarm plan to AHJ for permit and approval and permit 1 LS • Provide and install fire alarm equipment, plenum cable 1 LS • Perform (1) inspection with AHJ upon completion of work 1 LS • Provide State of Texas Certification, Record Drawings, and warranty 1 LS • Clarifications: • Price includes prevailing wages. 1 LS • Price excludes ERRCS System. • All work to be performed during normal working hours. 7am to 5pm Monday -Friday 1 LS • Per NFPA 72, to obtain a Certificate of Occupancy, system must be monitored offsite. • To activate offsite monitoring, monitoring contract must be signed by Building Owner/Management • Pricing includes one (1) fire alarm inspection with AHJ. (Additional inspections 1 LS 	
Site Work - 31-1000	68.53%
<ul style="list-style-type: none"> • Excavation 2,320 CY • Embankment- Common Fill 1,050 CY • Spoil Disposal 165 LD • Backfill Curb 1,205 LF • Fine Grade Courtyard- Building 4,700 SY • Respread Topsoil 4" 280 CY • Sitework- Addendum #4 • Excavation/ Embankment Adjustment 15 HR • Revised Cad Model/ Layout 5 HR 	
Erosion Control - 31-2500	0.00%
<ul style="list-style-type: none"> • Reveg Offsite Work- Bermuda 1,625 SY 	
Paving - 32-1217	51.53%
<ul style="list-style-type: none"> • Subgrade Prep- 3' BOC 3,310 SY • 8" Lime Stabilization 1,700 SY • 10" Flex Base- 3' BOC 950 TN • 8" Flex Base- 3' BOC- Concrete 650 TN • 3" HMAC TY D- PG64-22 W/rap 1,190 SY • Clean 1ST Course HMAC Paving 1,190 SY • Striping and Signage- Site 1 LS • Paving- Addendum #4 • Subgrade Prep- 3' BOC 25 SY • 8" Flex Base- 3' BOC- Concrete 10 TN 	
Landscape, Irrigation, Hardscape - 32-9300	0.00%
<ul style="list-style-type: none"> • Landscape 1 LS • Irrigation and Sleeves 1 LS • Pedestrian Brick Pavers- Quartex- Courtyard 15,335 SF • Vehicle Brick Pavers- Archtex- Heavy Duty Paving 5,520 SF • Much Trails With Border 1,485 SY • Grass Pave System Trail With Concrete Border 3,600 SF • Screenwall Footing 135 LF • Seat Wall Footing 215 LF • Signage Wall Footing 45 LF • Retaining Wall Footing and Core Wall 140 LF • 9" Mow Strip Band 910 LF • 12" Mow Strip Band 90 LF • Site Bench 12 EA 	



Narrative		Percent Complete
• Trash Can & Recycle Bin	2 EA	
• Lollygagger Sofa	20 EA	
• Lollygagger Chair	30 EA	
• 3 Seat Carousel Table	4 EA	
• 4 Seat Carousel Table	6 EA	
• Chipman Table	4 EA	
• Harpo Lounge Chair	16 EA	
• 12x12 Hip Roof Structure	5 EA	
• Aluminum Trellace Structure at Courtyard	1 EA	
• Handrail at Steps	55 LF	
• Courtyard	1 LS	
• Seat Wall Footing	33 LF	
• Pedestrian Pavers	1,470 SF	
• Landscape, Irrigation, Hardscape- Addendum #4	1 LS	
• Landscape Adjustments	1 LS	
Water - 33-1100		88.36%
• Water- Addendum #4		
• Add Rpz Enclosure for Irrigation		
• Water Changes- RFI #53		
• 8" DI Fire Line	210 LF	
• Lower Domestic Line Below SSL	75 LF	
• 8" Gate Valve	1 EA	
• Test Waterline	210 LF	
• Trench Safety	210 LF	
Storm Sewer - 33-4000		100.00%
• Storm Sewer- Addendum #4	1 LS	
• 18" Rcp Ssl- L&e Only	(88) LF	
• 24" Rcp Ssl- L&e Only	(26) LF	
• Add 36"X18" Wye W/ Reducer	1 EA	
• Trench Safety	(114) LF	
• Storm Sewer- RFI #48, #51, #52 & #56	1 LS	
• 6" PVC French Drain	42 LF	
• 6" PVC Discharge Line- French Drain	530 LF	
• 12" PVC SSL	205 LF	
• 18" Rcp SSL	18 LF	
• Add 24"X18" WYE W/ Reducer	1 EA	
• 6" Cleanout	1 EA	
• 2x2 Grate Inlet	1 EA	
• Landscape Drains	18 EA	
• Trench Safety	795 LF	
Active Vehicle Barrier - 34-7113		0.00%
• Barrier Arm Operator	1 EA	
• Barrier Arm 10	1 EA	
• Arm 13' (23' Total)	1 EA	
• Expansion Joint	1 EA	
• Rubber Impact Strips	1 EA	
• LED Strip	1 EA	
• 3 Button Station	1 EA	
• Siren Sensor Box	1 EA	
• Two Man Labor	8 HR	
Layout Engineering, CAD & Drone & BIM Coordination - 51-7100		78.33%
• Layout all site work and CAD services for construction	450 HRS	
Work yet to be procured 4% - 51-8920		0.00%
• Scope of work items to be determined	\$2,366,811	
Work yet to be designed 3.5% - 51-8920		0.00%
• Scope of work items to be determined	\$2,070,960	
GC Fee 8.92% - 01-4123		12.73%



Narrative

Percent Complete

Exclusions - Bid Package No. 3

- The following items are not included in our Cost Estimate:
- Any Addendums other than #1 #2 & #3 #4
- Architectural or Engineering Fees
- MEP Commissioning
- Materials testing cost
- Permit fees
- Impact fees of any kind
- Gas Line Demolition
- Water Fountain
- Utility connection fees of any kind
- Assessment Fees to be paid by Owner
- Hazardous material assessment, removal, or abatement
- Landscape maintenance
- Provide and Install Security Cameras - By County - GC to provide conduit and cabling only
- Any Owner's Betterment Allowance
- Any items noted in this scope narrative as "not included", "not included in price" or "exclusions"
- Bituminous coating on Masonry
- EV Charging Stations - Only future conduit is included per electrical site plan
- Preformed Joint Seals
- Any items not captured in the proposals provided for Structured Cabling, Integrated Audio Visual Systems, ERCES & DAS System, Access Control System, Intrusion Detection System
- Additional costs beyond what has been included for the ERCES & DAS system. A survey is required after the building is erected to accurately price the system

Remaining Work to be Procured (Consolidated)

The Bid Package #3 - includes Remaining Work to be Procured in the amount of \$2,681,697 for Scope of work items to be determined. The remaining work to be procured is reserved exclusively for the Contractor to cover items such as scope gaps, documented overages in quantities, and other reimbursable costs not included in a Change Order. The Contractor's Remaining Work to be Procured shall not be used for Owner improvements, changes in scope, systems, kinds and quality of materials, finishes, or equipment. Any required changes by the Owner, Design or Engineering team shall be incorporated by Change Order. Any unused portion of the Remaining Work to be Procured will be returned to the Owner.

Remaining Work to be Designed (Consolidated)

The Bid Package #3 - includes Remaining work to be Designed in the amount of \$2,070,960 for Scope of work items to be determined. The remaining work to be designed is reserved exclusively for the Design & Engineering teams. This will cover items that are either yet to be designed or will need redesigning. Any unused portion will be returned to the Owner.

Schedule

Notice to Proceed for the project was on April 3rd, 2024.
Substantial Completion of this Consolidated Bid Package is expected by December 9th, 2025 and Final Completion January 15th, 2026.

GMP Proposal Cost Breakdown



Wilco Headquarters
Consolidated Bid Packages #1, #2, #2A & 3
1/30/2025

Code	Scope	Costs		Subcontractor
			Per SF	
01-5430	Jobsite Equipment	\$ 252,311	\$ 2.10	Chasco
01-5113	Contribution in Aid to Construction (Georgetown Utilities)	\$ 6,683	\$ 0.06	Wilco
02-0200	Site Prep & Clearing	\$ 141,256	\$ 1.17	Chasco
02-0440	Mechanical Screen Fence	\$ 275,024	\$ 2.29	Pure Sky
03-0300	Miscellaneous	\$ 372,520	\$ 3.10	Chasco
03-5100	Site Concrete	\$ 1,816,138	\$ 15.11	Chasco
03-5300	Building Concrete	\$ 4,386,472	\$ 36.49	Chasco
04-0200	Masonry	\$ 2,340,537	\$ 19.47	Brazos
05-0000	Structural Steel	\$ 5,430,307	\$ 45.17	Alamo Steel
06-0100	Rough Carpentry	\$ 69,893	\$ 0.58	Central Texas
06-2200	Finish Carpentry & Cabinets	\$ 2,398,805	\$ 19.95	Euro Tex
07-0270	Deck Pavers	\$ 401,405	\$ 3.34	Alpha
07-1000	Waterproof, Caulking and Flashing	\$ 860,830	\$ 7.16	Alpha
07-2129	Spray Foam Insulation	\$ 440,190	\$ 3.66	Alpha
07-4213	Metal Wall Panels and Soffits	\$ 2,457,230	\$ 20.44	Byrne/Pure Sky
07-5400	Roofing	\$ 959,617	\$ 7.98	Pure Sky
07-8100	Applied Fire Protection (Fireproofing)	\$ 149,332	\$ 1.24	Alpha
07-8400	Firestopping	\$ 125,611	\$ 1.04	Alpha
08-0100	Doors, Frames and Hardware	\$ 573,750	\$ 4.77	LaForce
08-0400	Glass & Glazing & Storefronts	\$ 2,545,272	\$ 21.17	Arrow
08-0550	Glass & SS Rails	\$ 623,372	\$ 5.19	Arrow
08-3323	OH Doors & Grilles	\$ 40,159	\$ 0.33	Alamo
09-0650	Sealed Concrete	\$ 55,646	\$ 0.46	Cherry
09-2000	Drywall	\$ 4,441,367	\$ 36.94	Central Texas
09-3000	Ceramic & Stone	\$ 482,046	\$ 4.01	Flooring Solutions
09-5100	Terrazzo Flooring	\$ 387,488	\$ 3.22	Andreola
09-5200	Resilient Flooring and Carpet	\$ 445,740	\$ 3.71	Flooring Solutions
09-6723	Epoxy Flooring	\$ 109,783	\$ 0.91	Cherry
09-9100	Paint and Wallcovering	\$ 456,337	\$ 3.80	Cherry
10-0950	Fire Extinguishers & Cabinets	\$ 17,425	\$ 0.14	Laforce
10-1133	Misc Office Equipment	\$ 86,954	\$ 0.72	Laforce
10-2113	Toilet Room Partitions & Accessories	\$ 133,045	\$ 1.11	LaForce
10-2123	Curtain & Curtain Track	\$ 50,211	\$ 0.42	Texas Scenic
10-2219	Demountable Partitions	\$ 1,635,463	\$ 13.60	WPS
10-2600	Wall Protection	\$ 15,000	\$ 0.12	Chasco
10-4200	Signage	\$ 793,807	\$ 6.60	Benchmark
10-5500	Postal Specialties	\$ 7,515	\$ 0.06	Laforce
10-7500	Flagpoles	\$ 13,287	\$ 0.11	Betsy Ross
11-3100	Residential Appliances	\$ 100,888	\$ 0.84	Chasco/Alpha Mechanical
12-0504	Window Coverings	\$ 275,460	\$ 2.29	Longhorn
14-2100	Conveying Systems	\$ 643,067	\$ 5.35	TKE
14-9200	Pneumatic Tube System	\$ 196,402	\$ 1.63	Hamilton
21-1300	Fire Protection	\$ 452,975	\$ 3.77	FireKing
22-1300	Plumbing	\$ 2,594,166	\$ 21.58	Lochridge-Priest
23-3000	HVAC	\$ 8,171,346	\$ 67.97	Lochridge-Priest
26-1000	Electrical	\$ 7,880,665	\$ 65.55	Alterman
27-1300	Structured Cabling System	\$ 406,726	\$ 3.38	IES
27-4116	Integrated Audio / Visual Systems	\$ 811,286	\$ 6.75	BryComm
28-0537	ERCES & DAS System	\$ 317,252	\$ 2.64	IES
28-1300	Access Control System	\$ 145,616	\$ 1.21	IES
28-1600	Security & Intrusion Detection System	\$ 82,285	\$ 0.68	IES
28-3100	Fire Alarm	\$ 183,270	\$ 1.52	FireTron
31-1000	Site Work	\$ 1,190,985	\$ 9.91	Chasco
31-2500	Erosion Control	\$ 283,871	\$ 2.36	Chasco
32-1217	Paving	\$ 2,152,680	\$ 17.91	Chasco
32-9300	Landscape, Irrigation, Hardscape	\$ 4,301,445	\$ 35.78	Chasco
33-0100	Dry Utility	\$ 248,431	\$ 2.07	Chasco
33-1100	Water	\$ 548,580	\$ 4.56	Chasco
33-3100	Wastewater	\$ 60,530	\$ 0.50	Chasco
33-4000	Wet Pond	\$ 208,965	\$ 1.74	Chasco
33-4000	Storm Sewer	\$ 1,049,859	\$ 8.73	Chasco
34-7113	Active Vehicle Barrier	\$ 6,256	\$ 0.05	DH Pace
51-7100	Layout Engineering, CAD & Drone & BIM Coordination	\$ 72,250	\$ 0.60	Chasco
51-8920	Work yet to be procured	\$ 2,681,697	\$ 22.31	Chasco
51-8920	Work yet to be designed 3.5%	\$ 2,070,960	\$ 17.23	Chasco
	Subtotal Cost	\$ 72,935,740	\$ 606.67	
	Fee 8.92%	\$ 6,505,868	\$ 54.11	
	Total	\$ 79,441,608	\$ 660.78	

Project

Williamson County Headquarters GMP - Consolidated Bid Package

Estimator
Bid Date

Alex Paetznick
1/30/2025

DIV.	DESCRIPTION	QUANT.	UNIT	UNIT	LABOR	UNIT	MATERIAL	UNIT	SUB #	TOTALS
				LABOR		MATL.		SUB.		
02-0200	Site Prep & Clearing									
	GMP#1	1	LS	0.00	0	0.00	0	141,256.00	141,256	141,256
	Pothole Existing Site	1	LS	0.00	0	0.00	0	0.00	0	0
	Clear & Grub Site	16	AC	0.00	0	0.00	0	0.00	0	0
	Selective Clearing Site	1	AC	0.00	0	0.00	0	0.00	0	0
	Demo Gas Line	1,285	LF	0.00	0	0.00	0	0.00	0	0
	Demo Fence	3,430	LF	0.00	0	0.00	0	0.00	0	0
	Sawcut HMAC	115	LF	0.00	0	0.00	0	0.00	0	0
	Misc Demolition- Site	1	LS	0.00	0	0.00	0	0.00	0	0
				0.00	0	0.00	0	0.00	0	0
	TOTAL				0		0		141,256	141,256

Project

Williamson County Headquarters GMP - Consolidated Bid Package

Estimator
Bid Date

Alex Paetznick
1/30/2025

DIV.	DESCRIPTION	QUANT.	UNIT	UNIT LABOR	UNIT MATERIAL	UNIT SUB.	SUB #	TOTALS
				LABOR	MATL.	SUB.		
GMP#3								
02-0440	Mechanical Screen Fence							
	Material & Install	1	LS	0.00	0	0.00	0	275,024.00
	Condensing Unit 35'-0" x 8'-0" 1	1	LS	0.00	0	0.00	0	0.00
	Condensing Unit 7'-2" x 8'-0" 1, Double Swing	1	LS	0.00	0	0.00	0	0.00
	Chiller Pad 94'-0" x 10'-0 1	1	LS	0.00	0	0.00	0	0.00
	Chiller Pad 3'-9" x 10'-0" 1, Single Swing	1	LS	0.00	0	0.00	0	0.00
	Chiller Pad 11'-0" x 10'-0" 1	1	LS	0.00	0	0.00	0	0.00
	Dumpster Enclosure 16'-0" x 9'-0" 1, Double Swing	1	LS	0.00	0	0.00	0	0.00
	Install	1	LS	0.00	0	0.00	0	0.00
	TOTAL				0		0	275,024
								275,024

Project **Williamson County Headquarters GMP - Consolidated Bid Package**

Estimator Alex Paetznick
Bid Date 1/30/2025

DIV.	DESCRIPTION	QUANT.	UNIT	UNIT	LABOR	UNIT	MATERIAL	UNIT	SUB #	TOTALS
				LABOR	MATL.	SUB.				
GMP#3										
03-0300	Miscellaneous									
	Temporary Fall Protection	1	LS	0.00	0	0.00	0	105,000.00	105,000	105,000
	RFI #17			0.00	0	0.00	0	2,178.00	2,178	2,178
	18" Rcp Ssl	-7	LF	0.00	0	0.00	0	0.00	0	0
	24" Rcp Ssl	24	LF	0.00	0	0.00	0	0.00	0	0
	Upgrade Rcp Bends To 24"	1	EA	0.00	0	0.00	0	0.00	0	0
	RFI #32			0.00	0	0.00	0	-2,525.00	-2,525	-2,525
	Deduct 4" Domestic Waterline	-505	LF	0.00	0	0.00	0	0.00	0	0
	Add 2" Domestic Waterline	505	LF	0.00	0	0.00	0	0.00	0	0
	Addendum #3- Sitework									
	Revised Grading At Trail Near Slope	1	LS	0.00	0	0.00	0	1,950.00	1,950	1,950
	Addendum #3- Water			0.00	0	0.00	0	57,336.50	57,337	57,337
	Upgrade RPA Enclosure- Hubble HB- 10E	1	EA	0.00	0	0.00	0	0.00	0	0
	Deduct 4" Meter Assembly W/Vault	-1	EA	0.00	0	0.00	0	0.00	0	0
	Deduct 4" Backflow Preventer W/ Vault	-1	EA	0.00	0	0.00	0	0.00	0	0
	Deduct 2" Irrigation Meter W/ RPZ	-1	EA	0.00	0	0.00	0	0.00	0	0
	Add 4" Copper Waterline	40	LF	0.00	0	0.00	0	0.00	0	0
	Add 3" Ultrasonic Meter Assembly W/ Vault- DOM	1	EA	0.00	0	0.00	0	0.00	0	0
	Add 3" Backflow Preventer W/ Vault-	1	EA	0.00	0	0.00	0	0.00	0	0
	Add 3" Ultrasonic Meter Assembly W/ Vault- Irrigation	1	EA	0.00	0	0.00	0	0.00	0	0
	Add 2" Zurn Backflow Preventer Assembly- Irrigation	1	EA	0.00	0	0.00	0	0.00	0	0
	Add Additional 12" Bends	2	EA	0.00						
	Addendum #3- Gas			0.00	0	0.00	0	38,350.00	38,350	38,350
	Gas Trench And Backfill	880	LF	0.00	0	0.00	0	0.00	0	0
	2" Poly Gas Line	880	LF	0.00	0	0.00	0	0.00	0	0
	2" Service Riser	1	EA	0.00	0	0.00	0	0.00	0	0
	Hot Tap Tie-In	1	EA	0.00	0	0.00	0	0.00	0	0
	Electric Ductbank- Rev Per Gus			0.00	0	0.00	0	10,200.00	10,200	10,200
	Deduct 4" Conduit	-1,470	LF	0.00	0	0.00	0	0.00	0	0
	Add 2" Conduit Per Gus	1,960	LF	0.00	0	0.00	0	0.00	0	0
	Add Transformer Pad	1	EA	0.00	0	0.00	0	0.00	0	0
	Add Flow Fill At Screenwall Footing	10	CY	0.00	0	0.00	0	0.00	0	0
	Addendum #3- Telecom Changes			0.00	0	0.00	0	89,130.50	89,131	89,131
	Trench Bed And Backfill	1,373	LF	0.00	0	0.00	0	0.00	0	0
	2" Conduit And Fittings	373	LF	0.00	0	0.00	0	0.00	0	0
	4" Conduit And Fittings	2,000	LF	0.00	0	0.00	0	0.00	0	0
	36"X36" Telecom Manhole	3	EA	0.00	0	0.00	0	0.00	0	0
	Pull Tape And Proofing	2,373	LF	0.00	0	0.00	0	0.00	0	0
	Revised Onsite Telecom	1	LS	0.00	0	0.00	0	62,886.93	62,887	62,887
	Trench Bed and Backfill	1,373	LF	0.00	0	0.00	0	0.00	0	0
	2" Conduit & Fittings	373	LF	0.00	0	0.00	0	0.00	0	0
	4" Conduit & Fittings	2,000	LF	0.00	0	0.00	0	0.00	0	0
	36" x 36" Telcom Manhole	3	EA	0.00	0	0.00	0	0.00	0	0
	Pull tape and Proofing	2,373	EA	0.00	0	0.00	0	0.00	0	0
	3PH Transformer	1		0.00	0	0.00	0	5,000.00	5,000	5,000
	2" Conduits & Fittings	490	LF	0.00	0	0.00	0	6.15	3,014	3,014
				0.00	0	0.00	0	0.00	0	0
TOTAL					0		0		372,520	372,520

NOTES AND EXCLUSIONS:

1. Testing Is Excluded
2. Wage Scale Is Included
3. Excludes All Site Development Fees, Tap Fees, Turp Fees, Testing, and Inspections
4. All Water Meters are Excluded
5. Grout Filling of Existing Utility Lines To Be Abandoned Is Excluded
6. Temporary Fence Is Excluded. Please Advise If You Need Pricing.
7. Tax Is Excluded
8. Rpls Surveying and Layout Is Excluded
9. Hazardous Material If Any Is Excluded
10. Haul-off of Other Trades Spoils Is Excluded
11. Temp Shoring Or Bracing of Any Kind Is Excluded
12. Security Fencing for Site Is Excluded
13. P&P BONDS are Excluded
14. Dock Levelers are Excluded
15. Interior Finish Out, Mep, Glass, Doors and Hardware are Excluded
16. All Site Electrical Is Excluded Except for Ductbank for Electrical and Telecom Listed Above
17. Cement Stabilized Subgrade Is Excluded
18. Railroad Insurance and Crossings are Excluded
19. Brick Pavers, Subbase and Hardscape Is Excluded
20. Anything Not Specifically Mentioned In Pricing Above Is Excluded.

Project

Williamson County Headquarters GMP - Consolidated Bid Package

Estimator
Bid Date

Alex Paetznick
1/30/2025

DIV.	DESCRIPTION	QUANT.	UNIT	UNIT LABOR	LABOR	UNIT MATL.	MATERIAL	UNIT SUB.	SUB #	TOTALS
				LABOR		MATL.		SUB.		
03-5100	Site Concrete			0.00	0	0.00	0	0.00	0	0
				0.00	0	0.00	0	0.00	0	0
	GMP#1	1	LS	0.00	0	0.00	0	692,705.00	692,705	692,705
	6" Concrete Paving	7,625	SF	0.00	0	0.00	0	0.00	0	0
	Integral Curb	270	LF	0.00	0	0.00	0	0.00	0	0
	Curb & Gutter & Ribbon Curb	12,200	LF	0.00	0	0.00	0	0.00	0	0
	Site Sidewalk	27,590	SF	0.00	0	0.00	0	0.00	0	0
	HC Ramps	11	EA	0.00	0	0.00	0	0.00	0	0
				0.00	0	0.00	0	0.00	0	0
				0.00	0	0.00	0	0.00	0	0
	GMP#3	1	LS	0.00	0	0.00	0	1,119,662.50	1,119,663	1,119,663
	6" Concrete Paving	7,810	SF	0.00	0	0.00	0	0.00	0	0
	Integral Curb	290	LF	0.00	0	0.00	0	0.00	0	0
	Curb & Gutter	915	LF	0.00	0	0.00	0	0.00	0	0
	Site Sidewalk	3,980	SF	0.00	0	0.00	0	0.00	0	0
	HC Ramps- Large	4	EA	0.00	0	0.00	0	0.00	0	0
	Sidewalk- Roadway	14,535	SF	0.00	0	0.00	0	0.00	0	0
	Sidewalk- Building	8,550	SF	0.00	0	0.00	0	0.00	0	0
	Sidewalk Heavy Duty- Building	1,465	SF	0.00	0	0.00	0	0.00	0	0
	Sidewalk- Acid Etch	3,205	SF	0.00	0	0.00	0	0.00	0	0
	Sidewalk Steps- Acid Etch	330	TRFT	0.00	0	0.00	0	0.00	0	0
	Concrete Wall @ Landing- Sidewalk	4	CY	0.00	0	0.00	0	0.00	0	0
	Island Concrete Cap	400	SF	0.00	0	0.00	0	0.00	0	0
	Drive Thru Maintenance Pad	45	SF	0.00	0	0.00	0	0.00	0	0
	Site Bollard	22	EA	0.00	0	0.00	0	0.00	0	0
	Collapsible Bollard	22	EA	0.00	0	0.00	0	0.00	0	0
	Light Pole Base	42	EA	0.00	0	0.00	0	0.00	0	0
	Light Column Base	112	EA	0.00	0	0.00	0	0.00	0	0
	Bollard Light Pad	45	EA	0.00	0	0.00	0	0.00	0	0
	Flagpole Base	2	EA	0.00	0	0.00	0	0.00	0	0
	Light Pole Base Collar	31	EA	0.00	0	0.00	0	0.00	0	0
	Light Column Base- Collar	112	EA	0.00	0	0.00	0	0.00	0	0
	Site Concrete- Addendum #4			0.00	0	0.00	0	3,770.00	3,770	3,770
	6" Concrete Paving	195	SF	0.00	0	0.00	0	0.00	0	0
	Concrete Flume Curb	10	LF	0.00	0	0.00	0	0.00	0	0
	Concrete Flume	30	SF	0.00	0	0.00	0	0.00	0	0
	Sidewalk - Building	45	SF	0.00	0	0.00	0	0.00	0	0
				0.00	0	0.00	0	0.00	0	0
				0.00	0	0.00	0	0.00	0	0
	TOTAL				0		0		1,816,138	1,816,138

NOTES AND EXCLUSIONS:

1. Testing Is Excluded
2. Wage Scale Is Included
3. Excludes All Site Development Fees, Tap Fees, Turp Fees, Testing, and Inspections
4. All Water Meters are Excluded
5. Grout Filling of Existing Utility Lines To Be Abandoned Is Excluded
6. Temporary Fence Is Excluded. Please Advise If You Need Pricing.
7. Tax Is Excluded
8. Rpls Surveying and Layout Is Excluded
9. Hazardous Material If Any Is Excluded
10. Haul-off of Other Trades Spoils Is Excluded
11. Temp Shoring Or Bracing of Any Kind Is Excluded
12. Security Fencing for Site Is Excluded
13. P&P BONDS are Excluded
14. Dock Levelers are Excluded
15. Interior Finish Out, Mep, Glass, Doors and Hardware are Excluded
16. All Site Electrical Is Excluded Except for Ductbank for Electrical and Telecom Listed Above
17. Cement Stabilized Subgrade Is Excluded
18. Railroad Insurance and Crossings are Excluded
19. Brick Pavers, Subbase and Hardscpe Is Excluded
20. Anything Not Specifically Mentioned In Pricing Above Is Excluded.

Project

Williamson County Headquarters GMP - Consolidated Bid Package

Estimator
Bid Date

Alex Paetznick
1/30/2025

DIV.	DESCRIPTION	QUANT.	UNIT	UNIT	LABOR	UNIT	MATERIAL	UNIT	SUB #	TOTALS
				LABOR		MATL.		SUB.		
03-5300 Building Concrete										
	GMP#2	1	LS	0.00	0	0.00	0	0.00	0	0
	Drilled Piers	116	EA	0.00	0	0.00	0	2,084,776.00	2,084,776	2,084,776
	3" Mud Slab	43,422	SF	0.00	0	0.00	0	0.00	0	0
	Grade Beam Walls	292	CY	0.00	0	0.00	0	0.00	0	0
	Waterproof Grade Beam Walls	4,787	SF	0.00	0	0.00	0	0.00	0	0
	Concrete Columns In Crawl Space	41	EA	0.00	0	0.00	0	0.00	0	0
	10" Chiller Pad	2,150	SF	0.00	0	0.00	0	0.00	0	0
	Alternate Included			0.00	0	0.00	0	0.00	0	0
	Slab on Void Form & Beams at Exterior Stoops	2,764	SF	0.00	0	0.00	0	57.50	158,930	158,930
				0.00	0	0.00	0	0.00	0	0
	GMP#3	1	LS	0.00	0	0.00	0	2,048,865.50	2,048,866	2,048,866
	Elevator Pit	30	CY	0.00	0	0.00	0	0.00	0	0
	3.5" Slab on Metal Deck- Fl 1,2, & 3	124,384	SF	0.00	0	0.00	0	0.00	0	0
	Concrete- Pan Stairs	12	FLGT	0.00	0	0.00	0	0.00	0	0
	Interior MEP Pads	1,272	SF	0.00	0	0.00	0	0.00	0	0
	Exterior MEP Pads	588	SF	0.00	0	0.00	0	0.00	0	0
	Drive Thru Foundations	13	CY	0.00	0	0.00	0	0.00	0	0
	Drive Thru- Tunnel Complete	93	LF	0.00	0	0.00	0	0.00	0	0
	Screen Wall Footing	198	LF	0.00	0	0.00	0	0.00	0	0
	Building Concrete- Addendum #4	1	LS	0.00	0	0.00	0	93,900.00	93,900	93,900
	Columns/ Slab on Void Added Rebar	1	LS	0.00	0	0.00	0	0.00	0	0
	Slab on Grade Added Embeds	4	EA	0.00	0	0.00	0	0.00	0	0
	18" Pier at Screenwall Add	5	EA	0.00	0	0.00	0	0.00	0	0
				0.00	0	0.00	0	0.00	0	0
				0.00	0	0.00	0	0.00	0	0
	TOTAL				0		0		4,386,472	4,386,472

NOTES AND EXCLUSIONS:

1. Testing Is Excluded
2. Wage Scale Is Included
3. Excludes All Site Development Fees, Tap Fees, Turp Fees, Testing, and Inspections
4. All Water Meters are Excluded
5. Grout Filling of Existing Utility Lines To Be Abandoned Is Excluded
6. Temporary Fence Is Excluded. Please Advise If You Need Pricing.
7. Tax Is Excluded
8. Rpls Surveying and Layout Is Excluded
9. Hazardous Material If Any Is Excluded
10. Haul-off of Other Trades Spoils Is Excluded
11. Temp Shoring Or Bracing of Any Kind Is Excluded
12. Security Fencing for Site Is Excluded
13. P&P BONDS are Excluded
14. Dock Levelers are Excluded
15. Interior Finish Out, Mep, Glass, Doors and Hardware are Excluded
16. All Site Electrical Is Excluded Except for Ductbank for Electrical and Telecom Listed Above
17. Cement Stabilized Subgrade Is Excluded
18. Railroad Insurance and Crossings are Excluded
19. Brick Pavers, Subbase and Hardscape Is Excluded
20. Anything Not Specifically Mentioned In Pricing Above Is Excluded.

Project

Williamson County Headquarters GMP - Consolidated Bid Package

Estimator
Bid Date

Alex Paetznick
1/30/2025

DIV.	DESCRIPTION	QUANT.	UNIT	UNIT	LABOR	UNIT	MATERIAL	UNIT	SUB #	TOTALS
				LABOR		MATL.	SUB.			
04-0200	Masonry									
	GMP#3			0.00	0	0.00	0	2,091,100.00	2,091,100	2,091,100
	Standard Grey CMU At CMU Vault/Research/Storage of Building	1	LS	0.00	0	0.00	0	0.00	0	0
	Standard Grey CMU At Site Walls	1	LS	0.00	0	0.00	0	0.00	0	0
	Interior Cream Limestone Panels On Honeycomb Backing	1	LS	0.00	0	0.00	0	0.00	0	0
	Exterior Cream Limestone Panels (Typ. 48" Tall X 16" Long)	1	LS	0.00	0	0.00	0	0.00	0	0
	Cream Limestone Cut Stone Sills, and Copings	1	LS	0.00	0	0.00	0	0.00	0	0
	Site Landscape Cream Limestone Veneer (W1, W2, W3, W4) (9X20 Veneer & 4X20 Bands)	1	LS	0.00	0	0.00	0	0.00	0	0
	Site Landscape Cream Limestone Caps (W1, W2,W3, W4)	1	LS	0.00	0	0.00	0	0.00	0	0
	Split Face CMU at Service Yard/ Dumpster Screen Wall with Stone Veneer & Stone Cap	1	LS	0.00	0	0.00	0	0.00	0	0
	Rebar Reinforcing For CMU Walls (No Dowels)	1	LS	0.00	0	0.00	0	0.00	0	0
	Typical Rebar Shop Drawings	1	LS	0.00	0	0.00	0	0.00	0	0
	Setting of Hollow Metal Door Frames in CMU Walls	1	LS	0.00	0	0.00	0	0.00	0	0
	Stone At Drive Through Canopy A002, A003	1	LS	0.00	0	0.00	0	0.00	0	0
	Site Stair Wall A005, A009	1	LS	0.00	0	0.00	0	0.00	0	0
	Shop Drawings For Stone Veneer and Caps	1	LS	0.00	0	0.00	0	0.00	0	0
	Labor, Labor-Related Taxes & insurance	1	LS	0.00	0	0.00	0	0.00	0	0
	Equipment (For Bricklayers' Use Only)	1	LS	0.00	0	0.00	0	0.00	0	0
	Wash-Down @ New Masonry (Not Grey CMU)	1	LS	0.00	0	0.00	0	0.00	0	0
	Masonry At Mock-Up Wall & Mock-Up At V Column Per A010	1	LS	0.00	0	0.00	0	0.00	0	0
	Two (2) Mobilization and Set-Ups	1	LS	0.00	0	0.00	0	0.00	0	0
	Regularly Scheduled Visits From Our Full-Time Corp. Safety Director	1	LS	0.00	0	0.00	0	0.00	0	0
	Certified Competent-Person Scaffold Erection Supervision	1	LS	0.00	0	0.00	0	0.00	0	0
	Licensed Forklift Operators	1	LS	0.00	0	0.00	0	0.00	0	0
	Wire, Ties, and Accessories	1	LS	0.00	0	0.00	0	0.00	0	0
	Grout Fill @ Masonry	1	LS	0.00	0	0.00	0	0.00	0	0
	Temporary Bracing of New CMU Walls to Slab Per industry Standard	1	LS	0.00	0	0.00	0	0.00	0	0
	Installation of Loose Lintels (Supplied By Others) Up to 100 Lbs	1	LS	0.00	0	0.00	0	0.00	0	0
	Additional mobilizations (beyond 2 included in base bid)	2	LS	0.00	0	0.00	0	9,500.00	19,000	19,000
	Proposal is contingent upon the use of an Engineered anchor Allowance of \$197,800	1	LS	0.00	0	0.00	0	197,800.00	197,800	197,800
	Includes the exterior stone panels with the high hat/ channels and stone anchors, the standard stone anchors at the stone sills and caps, & the standard stainless steel wall ties with polymer coated screws at the site landscape veneer			0.00	0	0.00	0	0.00	0	0
	Proposal is made contingent upon the portion of the service yard screen wall that is Split face CMU on both sides to be installed as doubled wythe 4" CMU split face- not a 8" split face CMU.			0.00	0	0.00	0	0.00	0	0
	Proposal is made contingent upon the 8" CMU 4-hr walls of the Vault/ Research/ Storage walls vertical reinforcing being based on 1-#5 @48" OC typical and the walls being grouted solid for the 4-hr rating requirement.			0.00	0	0.00	0	0.00	0	0
	Proposal is contingent upon the cream limestone being provided from an alternate stone manufacturer than those listed in the specs. (044313-2.1&2.2)			0.00	0	0.00	0	0.00	0	0
	Cream limestone provided will be either a Texas Cream or Cordova Cream, not the Austin Crème due larger piece sizes producing much more waste of material from the Austin Crème.			0.00	0	0.00	0	0.00	0	0
	Grey CMU will have a range of color and texture that is present from the manufacturer. This pricing is made contingent upon all exposed Grey CMU being painted or covered by others. Brazos Masonry is not responsible for color or texture ranges found in exposed Grey CMU walls.			0.00	0	0.00	0	0.00	0	0
	The interior stone on honey comb backing will be from a separate manufacturer than the rest of the cream limestone and is not guaranteed to match the exterior stone.			0.00	0	0.00	0	0.00	0	0
	Bond	1	LS	0.00	0	0.00	0	32,637.28	32,637	32,637
	TOTAL				0		0		2,340,537	2,340,537

Project

Williamson County Headquarters GMP - Consolidated Bid Package

Estimator
Bid Date

Alex Paetznick
1/30/2025

DIV.	DESCRIPTION	QUANT.	UNIT	UNIT	LABOR	UNIT	MATERIAL	UNIT	SUB #	TOTALS
				LABOR		MATL.	SUB.			
05-0000	Structural Steel									
	GMP#2A									
	Shop Drawings/Detailing Only	1	LS	0.00	0	0.00	0	225,000.00	225,000	225,000
	This would include the Structural Steel, Joist and Deck and Stair/Rails detailing. This will not secure a production slot or allow for the purchase of materials.			0.00	0	0.00	0	0.00	0	0
	GMP#3	1	LS	0.00	0	0.00	0	5,201,752.00	5,201,752	5,201,752
	10 Ton Allowance	1	LS	0.00	0	0.00	0	50,000.00	50,000	50,000
	Misc Steel	1	LS	0.00	0	0.00	0	82,541.00	82,541	82,541
	Bond	1.5%		0.00	0	0.00	0	80,014.40	80,014	80,014
	Fabricated Miscellaneous Steel									
	Inclusions									
	Structural Steel: 964 Tons of structural steel consisting of the following:									
	Columns	1	LS							
	Beams	1	LS							
	AESS V columns at Balcony and Drive Thru	1	LS							
	Moment connections where shown on plans	1	LS							
	Shear studs supply and installed	1	LS							
	Deck edge angle and bent plate	1	LS							
	Overhead door jamb tubes	1	LS							
	Elevator guide rail support posts	1	LS							
	Elevator divider beams	1	LS							
	Elevator hoist beams	1	LS							
	RTU support frames	1	LS							
	Roof drain support frames	1	LS							
	Beam lateral bracing	1	LS							
	Column bracing angles	1	LS							
	Deck support angles at column penetrations per 12/S405	1	LS							
	Wind bracing	1	LS							
	Drive Thru framing	1	LS							
	Roof tie-off anchor framing per 7/S503 with Davits & Tiebacks for Window Washing	1	LS					16,000.00	16,000	16,000
	Hanging curtain support framing at Commissioners Court E2201 per 3/S410	1	LS							
	Balcony Storefront support framing per 12/S410	1	LS							
	Masonry hangar support framing per 3/S408 and similar	1	LS							
	Areaway steel grating and embedded steel angle frames	1	LS							
	Elevator sump pit steel grating and embedded steel angle frames	1	LS							
	Embedded beam bearing assemblies Quantity of 12	1	LS							
	Mockup material per A010 Quantity of 6	1	LS							
	Dias wall steel support per B5/A424 Quantity of 4	1	LS							
	Structural steel in the crawl space to be coated with Carboline "Carboguard 890" single coat epoxy primer. All other steel to be shop primed with the exception of steel that receives	1	LS							
	Fabricated Miscellaneous Steel: 28 tons of fabricated miscellaneous metals as follows:									
	Interior concrete pan stair E-1B									
	HSS 12x2 stringers	1	LS							
	56 total risers	1	LS							
	DECORATIVE RAILING EXCLUDED	1	LS							
	Primed	1	LS							
	Interior concrete pan stair W-4									
	HSS 12x2 stringers	1	LS							
	56 total risers	1	LS							
	52 I.f. sloped steel 10-line rail (attached SS handrail by others)	1	LS							
	18 I.f. steel 10-line guardrail	1	LS							
	SS wall rail by others	1	LS							
	12 I.f. steel cane detection rails	1	LS							
	Primed	1	LS							
	Interior concrete pan stair E-3									
	HSS 12x2 stringers	1	LS							
	56 total risers	1	LS							
	52 I.f. sloped steel 10-line rail (attached SS handrail by others)	1	LS							
	37 I.f. steel 10-line guardrail	1	LS							
	SS wall rail by others	1	LS							
	12 I.f. steel cane detection rails	1	LS							
	Primed	1	LS							
	Interior Terrazzo tread Lobby stair									
	HSS 16x16 with 1/2" plate stringers	1	LS							
	28 total risers	1	LS							
	SS RAILING by others	1	LS							
	Primed	1	LS							
	Electrical Transformer Bollards	3	EA							
	Steel elevator pit ladders – galvanized. Quantity of 3	1	LS							
	Steel floor hatch access ladders – galvanized. Quantity of 2	1	LS							
	Aluminum O'Keefe 523A roof hatch access ship's ladders – mill finish. Quantity of 2	1	LS							
	Pair steel Dumpster enclosure gate frames – galvanized. Gate skins by others	1	LS							
	Pair steel Chiller enclosure gate frames – galvanized. Gate skins by others	1	LS							
	35 I.f. steel 3-line guardrail at CIP stair South – galvanized	1	LS							
	14 I.f. steel 3-line guardrail at CIP stair West – galvanized	1	LS							
	Metal Deck: 1,933 Squares of metal deck and accessories as follows:									
	Type 3VLI, 20ga, G90 decking. Approx 484 sqs	1	LS							
	Type 3VLI, 20ga, G30 decking. Approx 853 sqs	1	LS							
	Type 1.5B, 22ga, G60 decking. Approx 504 sqs	1	LS							
	Type 3NL-32, 22ga, G60 decking. Approx 92 sqs	1	LS							
	Joists, Girders, and Bridging: 38 Tons of girders, joists and bridging as follows:									
		1	LS							

176 total pieces
Gray primer

1 LS
1 LS

Standard Exclusions

In addition to any items not specifically included in the "Inclusions" section, the following items are excluded, unless otherwise noted.

- Cost of testing or inspection
- Liquidated damages
- Gaged metal
- Non-ferrous metal fabrications
- Fasteners for other trades
- Standing seam roof decking and accessories
- Gutter and downspout components
- Any item not specifically included
- Removal of decking from openings
- Items bolted to concrete or masonry
- Expansion joints and related components
- All Stair Nosing Materials
- Cost of permits
- Taxes (UNO)
- Installation of embedded items
- Supply of and installation of grout
- Supply of and application of touch up paint (Covered by Chasco)
- Installation of wall mounted handrails
- Reinforcing steel, wire mesh & accessories
- Cleaning of steel (Covered by Chasco)
- Furnishing copies of Insurance Policies
- Field measurements or surveys (Covered by Chasco)
- Safety Cables: furnish, maintenance, removal
- Matting for cranes
- Temporary shoring or bracing
- Retained funds on materials
- LEED Category MR-5
- Permanent Horizontal Life Line Systems
- Davits & Tiebacks for Window Washing
- Planters and Steel Edging

Project Specific Exclusions

All Exclusions listed above in the Standard Exclusions where applicable for this project UNO in the Inclusions above

- Installation of Wall Rails
- Core Drilling of concrete for rail installation
- Grout or Grouting
- Any Light Gage Studs, Framing, Deck Installation Over, & Associated Hardware
- All Unistrut Components, Hardware, and Installation
- Any Aluminum, Stainless Steel, Brass, Bronze, Glass, or Cast Material & Associated Hardware
- All Railing noted as being Decorative or Ornamental
- All Chain Link and Gauge Metal Tube Steel Fencing, Posts, & Associated Hardware
- Any Light Poles, Flag Poles, Signs, Signposts, & Associated Hardware
- Bike Racks
- Stud Rails
- Powder Coating, Blackened, Bluing, etc. of steel unless specifically noted in the inclusions
- Demolition, Repair, Re-Installation, Removal, and Disposal of Existing Materials
- Cages for Exterior Roof Access Ladders – No Longer Required per Updated OSHA 1910.23 Standard
- Any Fall Arrest Systems for Ladders
- Taxes
- Ametco fencing at Chiller Pad
- Decorative railing
- Slotted channel framing
- Transverse loading of joist

Deduct for Shop Drawings in Bid Package 2A

1 LS

0.00	0	0.00	0	-225,000.00	-225,000	-225,000
------	---	------	---	-------------	----------	----------

TOTAL

0 0 5,430,307 5,430,307

Project

Williamson County Headquarters GMP - Consolidated Bid Package

Estimator
Bid Date

Alex Paetznick
1/30/2025

DIV.	DESCRIPTION	QUANT.	UNIT	UNIT LABOR	UNIT MATERIAL	UNIT SUB.	SUB #	TOTALS
				LABOR	MATL.	SUB.		
GMP#3								
07-0270	Deck Pavers							
	Basis of Design (Hanover Gridloc Pedestal/Pavers System)			0.00	0	0.00	0	0
	Hanover Gridloc Pedestal/Paver System (6"x18", 6"x24", 6"x36")	1	LS	0.00	0	0.00	0	386,473
	Gravel Layer	1	LS	0.00	0	0.00	0	9,000
	Bond	1.5%		0.00	0	0.00	0	5,932
				0.00	0	0.00	0	0
				0.00	0	0.00	0	0
	TOTAL				0		0	401,405
								401,405

Project

Williamson County Headquarters GMP - Consolidated Bid Package

Estimator
Bid Date

Alex Paetznick
1/30/2025

DIV.	DESCRIPTION	QUANT.	UNIT	UNIT	LABOR	MATERIAL	UNIT	SUB #	TOTALS	
				LABOR	MATL.	SUB.				
GMP#3										
07-1000	Waterproof, Caulking and Flashing									
	Section 071900 Water Repellents	1	LS	0.00	0	0.00	0	48,557.00	48,557	48,557
	Inclusions:									
	Water Repellents applied to Exterior Stone surfaces only. Includes pressure washing of substrate	1	LS							
	Pressure washing stone prior to application of water repellents	1	LS	0.00	0	0.00	0	5,718.00	5,718	5,718
	Exclusions:									
	Cleaning, patching or repairing of substrates prior to application of water repellents.									
	Section 072100 Thermal Insulation (Rigid Insulation Behind Masonry Only)	1	LS	0.00	0	0.00	0	89,600.00	89,600	89,600
	Inclusions:									
	Includes 2" Rigid – DuPont Thermax Ci per basis of Design									
	Includes Insulation Adhesive application on back of rigid insulation									
	Includes rigid insulation in wall cavity behind masonry veneer only									
	Includes installation of rigid insulation in horizontal high-hats prior to installation on wall for stone cladding									
	Add:									
	Section 072726 Fluid Applied Membrane Air Barrier	1	LS	0.00	0	0.00	0	199,800.00	199,800	199,800
	Inclusions:									
	60 WFT Carlisle Barritech VP Fluid applied membrane air barrier applied to exterior backup walls behind Masonry and Metal Panels.	1	LS							
	Includes flashing membrane associated with fluid applied air barrier at openings.	1	LS							
	Exclusions:									
	Cleaning, patching or repairing of substrates, flashing not directly associated with air barrier, metal flashing and trim, flashing associated with roofing, high temperature flashings, foam	1	LS							
	Add:									
	ABAA QAP Program listed under Section 072726, 1.6	1	LS	0.00	0	0.00	0	15,803.00	15,803	15,803
	Section 075556 Fluid Applied Protected Membrane Roofing			0.00	0	0.00	0	0.00	0	0
	Basis of Design (American Hydrotech with 5" 60psi Dow HI60)	1	LS	0.00	0	0.00	0	164,935.00	164,935	164,935
	Inclusions:									
	*215 Mil Hot Fluid Applied Waterproofing, with 5" 60psi extruded polystyrene rigid insulation, iapplied to Level 2 and 3 Balconies.	1	LS							
	215 mil Hot Applied Waterproofing with Protection Board and Drainage Composite	1	LS							
	5" 60psi XPS Insulation	1	LS							
	Metal Flashings associated with hot applied waterproofing (excludes break form metal at guardrail)	1	LS							
	Includes one mobilization and 3 Electronic Leak Detections (assumed one ELD test per balcony)	1	LS							
	Hanover Gridloc Pedestal/Paver System (6"x18", 6"x24", 6"x36")	1	LS							
	Exclusions:									
	Hot applied waterproofing and pavers at all areas not mentioned above, additional mobilizations, additional ELD tests, galvanized or steel metal plate, break form metal, break form metal at guardrail, rock or ballast, gravel, sand, fabric, PMMA or PUMA Flashings, fire protection layer, delegated design, engineering calculations, cleaning, patching or repairing of substrates, crane for hoisting material, waterproofing at planters, pavers, geofoam, tapered insulation, mortar faced insulation, custom color pavers, expansion joints at decks and all other work not mentioned above.									
	Section 076200 Sheet Metal Flashing And Trim	1	LS	0.00	0	0.00	0	103,063.00	103,063	103,063
	Inclusions:									
	26G Stainless Steel sheet metal through wall flashing, behind Masonry only, applied to:									
	Base of Wall			0.00	0	0.00	0	0.00	0	0
	Window Heads, Jambes & under Cast Stone Sills			0.00	0	0.00	0	0.00	0	0
	Door Heads & Jambes			0.00	0	0.00	0	0.00	0	0
	Shelf Angles/Lintels			0.00	0	0.00	0	0.00	0	0
	Under Cast Stone Caps per B4/A9			0.00	0	0.00	0	0.00	0	0
	Under Door per D1/A212			0.00	0	0.00	0	0.00	0	0
	Exclusions:									
	Flashing associated with Metal Panels, Roofing, Prefinished Flashing, subsills, metal extrusions, trim pieces or closure pieces, precast concrete splash pads, counterflashings, gutters, downspouts, cutting of reglets and all other sheet metal not mentioned above.									
	Add for 26G SS through wall metal flashing behind Metal Panels	1	LS	0.00	0	0.00	0	54,180.00	54,180	54,180
	Section 079100 Preformed Joint Seals			0.00	0	0.00	0	0.00	0	0
	Section 079200 Joint Sealants	1	LS	0.00	0	0.00	0	51,587.00	51,587	51,587
	Inclusions:									
	Exterior Silicone Sealants applied to:									
	Masonry CJs (max 3/4")	1	LS	0.00	0	0.00	0	0.00	0	0
	Masonry to Metal Panel Transitions (max 3/4")	1	LS	0.00	0	0.00	0	0.00	0	0
	Masonry to Soffits (max 1/2")	1	LS	0.00	0	0.00	0	0.00	0	0
	Hollow Metal Door Frames to Masonry (max 3/8")	1	LS	0.00	0	0.00	0	0.00	0	0
	Masonry Returns at Jambes per D1/A211	1	LS	0.00	0	0.00	0	0.00	0	0
	Stone Caps control joints per B4/A009 (max 3/8"; excludes raking back mortar)	1	LS	0.00	0	0.00	0	0.00	0	0
	Site Polyurethane Sealants applied to:									
	Site concrete paving CJ and EJ,	1	LS	0.00	0	0.00	0	0.00	0	0
	Sidewalk EJ,	1	LS	0.00	0	0.00	0	0.00	0	0
	Sidewalk -to- concrete curb EJ,	1	LS	0.00	0	0.00	0	0.00	0	0
	Site concrete -to- base of building EJ,	1	LS	0.00	0	0.00	0	0.00	0	0
	Exclusions:									
	Sealants and caulking associated with interior, roofing, aluminum windows, aluminum storefront systems, aluminum curtainwall, drywall, metal panel CJs, all stone to stone joints, retaining wall joints, asphalt paving, curb to curb EJ, joint sealants or caulking at joints larger than sizes stated in Inclusions, removal of joint filler materials which interfere with installation of joint sealant, and removal of zips strips, wood filler or foreign substances from joint substrates, and all other joint sealants and caulking not specifically listed in Inclusions.									
	Section 079200 Acoustic Joint Sealants									
	Joints	1	LS	0.00	0	0.00	0	87,340.00	87,340	87,340
	Penetrations	1	LS	0.00	0	0.00	0	27,525.00	27,525	27,525

Inclusions:

- Acoustic Sealant at bottom of interior non-rated drywall partitions (assuming maximum joint size of 1/2")
- Acoustic Spray at head of interior non-rated drywall partitions (assuming maximum joint size of 1" measured from top of gypsum to bottom of metal deck) only.
- Acoustical sealant at control joints of interior non-rated CMU partitions (assuming max joint size of 1" measured from top of CMU wall to bottom of metal deck) only.
- Acoustical sealant at the following new penetrations through interior non-rated drywall/CMU partitions (assuming maximum 1/2" annular space):
 - HVAC chilled and hot water pipe,
 - HVAC ducts which do not have dampers,
 - Domestic hot and cold water pipe,
 - Soil, Waste, and Vent piping, Gas piping,
 - Fire Protection Piping (sprinklers),
 - Electrical, Communication, Telecommunication, Security and Fire alarm rigid conduit.

1 LS	0.00	0	0.00	0	0.00	0	0
1 LS	0.00	0	0.00	0	0.00	0	0
1 LS	0.00	0	0.00	0	0.00	0	0
1 LS	0.00	0	0.00	0	0.00	0	0
1 LS	0.00	0	0.00	0	0.00	0	0
1 LS	0.00	0	0.00	0	0.00	0	0
1 LS	0.00	0	0.00	0	0.00	0	0
1 LS	0.00	0	0.00	0	0.00	0	0
1 LS	0.00	0	0.00	0	0.00	0	0
1 LS	0.00	0	0.00	0	0.00	0	0
1 LS	0.00	0	0.00	0	0.00	0	0
1 LS	0.00	0	0.00	0	0.00	0	0
1 LS	0.00	0	0.00	0	0.00	0	0
1 LS	0.00	0	0.00	0	0.00	0	0

Exclusions:

Acoustical sealant/spray associated with joint sizes or annular space exceeding those stated above, at all other conditions not specifically mentioned above, penetrations above ceiling grid on non-rated walls that do not go to deck, putty pads and/or sealant for outlet junction boxes, cleaning or patching of substrates and all other work not specified above.

Bond

1.5%	0.00	0	0.00	0	12,721.62	12,722	12,722
------	------	---	------	---	-----------	--------	--------

TOTAL

0	0	0	860,830	860,830
---	---	---	---------	---------

Project

Williamson County Headquarters GMP - Consolidated Bid Package

Estimator
Bid Date

Alex Paetznick
1/30/2025

DIV.	DESCRIPTION	QUANT.	UNIT	UNIT	LABOR	UNIT	MATERIAL	UNIT	SUB #	TOTALS
				LABOR		MATL.		SUB.		
GMP#3										
07-2129	Spray Foam Insulation									
	Section 072129 Sprayed Insulation	1	LS	0.00	0.00	0.00	0	353,890.00	353,890	353,890
	Inclusions:									
	Apply R-30 closed cell spray foam insulation with 15 minute intumescent ignition barrier to underside of entire level 1 composite floor deck only as indicated in	1	LS	0.00	0.00	0.00	0	0.00	0	0
	Apply closed cell spray foam to top and bottom of roof deck at exterior wall perimeter to seal deck flutes as shown in detail B2, D1, D2, D4/A710. Intumescent thermal barrier included at interior side only.			0.00	0.00	0.00	0	0.00	0	0
	Includes costs for 3 man crew confined space application at crawl space.	1	LS	0.00	0.00	0.00	0	0.00	0	0
	Includes 2 mobilizations.	1	LS	0.00	0.00	0.00	0	0.00	0	0
	Add to include sides and bottoms of steel beams at crawlspace:	1	LS	0.00	0.00	0.00	0	79,795.00	79,795	79,795
	Exclusions:									
	Any areas not indicated above or shown in shop drawings. Testing, trimming, patching of insulation damaged by others, protection of floor-stocked materials, electrical power for our application, temperature and humidity control of building, additional mobilizations, spray foam in miscellaneous voids, protection of floor stocked materials, protection of MEP installed out of sequence.			0.00	0.00	0.00	0	0.00	0	0
	Safety Equipment for job site personnel other than Alpha Insulation & Waterproofing Employees and Safety Standards that exceed OSHA or Alpha Insulation & Waterproofing Inc. requirements are also excluded.			0.00	0.00	0.00	0	0.00	0	0
	Bond	1.5%		0.00	0.00	0.00	0	6,505.28	6,505	6,505
	TOTAL				0.00		0		440,190	440,190
										433,685.00

Deduct to remove crawlspace ignition barrier (if not required): DEDUCT <\$39,105.00>

Project

Williamson County Headquarters GMP - Consolidated Bid Package

Estimator
Bid Date

Alex Paetznick
1/30/2025

DIV.	DESCRIPTION	QUANT.	UNIT	UNIT	LABOR	UNIT	MATERIAL	UNIT	SUB #	TOTALS
				LABOR	MATL.	SUB.				
GMP#3										
07-4213	Metal Wall Panels and Soffits									
	Metal Soffit Panels & Column Covers	1	LS	0.00	0	0.00	0	642,600.00	642,600	642,600
	Column Covers (05 58 13)	1	LS	0.00	0	0.00	0	0.00	0	0
	Column covers to be a Metalbond 300 series by Byrne Metals.	1	LS	0.00	0	0.00	0	0.00	0	0
	Column covers to be 1/8" aluminum having a single custom finish.	1	LS	0.00	0	0.00	0	0.00	0	0
	Includes secondary framing off columns.	1	LS	0.00	0	0.00	0	0.00	0	0
	Excludes the interior column covers.	1	LS	0.00	0	0.00	0	0.00	0	0
	Metal Soffit Panels (07 42 13)	1	LS	0.00	0	0.00	0	0.00	0	0
	Linear aluminum soffit panels to be a Metalbond 600 series by Byrne	1	LS	0.00	0	0.00	0	0.00	0	0
	Panels to have a manufactures standard southern pecan finish.	1	LS	0.00	0	0.00	0	0.00	0	0
	Includes associated furring, flashing, and sealant.	1	LS	0.00	0	0.00	0	0.00	0	0
	Soffits will need to be hard framed.	1	LS	0.00	0	0.00	0	0.00	0	0
	We exclude hanger wires and pre-engineered suspension systems.	1	LS	0.00	0	0.00	0	0.00	0	0
	We exclude formed aluminum soffit panels.	1	LS	0.00	0	0.00	0	0.00	0	0
	Bond	1	LS	0.00	0	0.00	0	12,852.00	12,852	12,852
	Dri Design Metal Panel System:	1	SF	0.00	0	0.00	0	1,683,619.00	1,683,619	1,683,619
	Dri-Design wall panels,	21,800	SF	0.00	0	0.00	0	0.00	0	0
	Monarch thermal break z-clips, and Thermax Xarmor 2" (R-13) insulation installed per the manufacturer's recommendations, including all Dri-Design Fastners/Tracks/Planks/CFMF at our system only.	1	LS	0.00	0	0.00	0	0.00	0	0
	11% Material Price Increase Allowance for September per Supplier	1	LS					82,830.00	82,830	82,830
	Bond	1	LS	0.00	0	0.00	0	35,328.98	35,329	35,329
	TOTAL				0		0		2,457,230	2,457,230

Project

Williamson County Headquarters GMP - Consolidated Bid Package

Estimator

Alex Paetznick

Bid Date

1/30/2025

DIV.	DESCRIPTION	QUANT.	UNIT	UNIT	LABOR	UNIT	MATERIAL	UNIT	SUB #	TOTALS
				LABOR	MATL.	SUB.				
GMP#3										
07-5400	Roofing									
	Thermoplastic Membrane Roofing	1	LS	0.00	0	0.00	0	805,108.00	805,108	805,108
	Install a (GAF, Versico, MuleHide) 60 mil PVC fully adhered, over 1/2" cover board, over R-30 (2 layers of 2.6") polyiso roof insulation mechanically fastened and fully adhered to the deck	1	LS	0.00	0	0.00	0	0.00	0	0
	Includes wall, flashing boots, curb, termination bar, penetration flashings, and edge metal.	1	LS	0.00	0	0.00	0	0.00	0	0
	Includes two (3'- 8" X 5' - 4") roof hatches with safety railing.	1	LS	0.00	0	0.00	0	0.00	0	0
	20-year No Dollar Limit warranty and 2-year workmanship warranty for building and drive-thru.	1	LS	0.00	0	0.00	0	0.00	0	0
	Walkpads included	1	LS	0.00	0	0.00	0	0.00	0	0
	Sheet Metal Flashing and Trim	1	LS	0.00	0	0.00	0	78,273.00	78,273	78,273
	Prefinished metal coping and roof edge trim, fascia trim over white edge metal	1	LS	0.00	0	0.00	0	0.00	0	0
	Exclusions:			0.00	0	0.00	0	0.00	0	0
	Wood blocking, weather barrier, skylight oculus glass dome, fluid applied membrane roofing,			0.00	0	0.00	0	0.00	0	0
	11% Material Price Increase Allowance for September per Supplier Bond	1	LS	0.00	0	0.00	0	57,420.00	57,420	57,420
		1	LS	0.00	0	0.00	0	18,816.02	18,816	18,816
TOTAL						0		0	959,617	959,617

Project **Williamson County Headquarters GMP - Consolidated Bid Package**

Estimator Alex Paetznick
Bid Date 1/30/2025

DIV.	DESCRIPTION	QUANT.	UNIT	UNIT	LABOR	UNIT	MATERIAL	UNIT	SUB #	TOTALS
				LABOR	MATL.	SUB.				
GMP#3										
07-8100	Applied Fire Protection (Fireproofing)									
	Inclusions:									
	Spray apply GCP Z-106/HY cementitious fireproofing to structural steel to achieve 1 hour and 4 hour ratings per R101 and R102 Overall Fireproofing Plans as shown in drawings.	1	LS	0.00	0	0.00	0	147,125.00	147,125	147,125
	Steel building structure considered thermally unrestrained.	1	LS	0.00	0	0.00	0	0.00	0	0
	Includes cost for mock up.	1	LS	0.00	0	0.00	0	0.00	0	0
	Includes 1 mobilization.	1	LS	0.00	0	0.00	0	0.00	0	0
	Exclusions:									
	Toweling or squaring of edges. Power, water, weather protection, sandblasting, grinding and other metal working preparation or priming of steel. Patching of fireproofing damaged by others. Testing, tamping and/or troweling of material, dumpster costs, additional mobilizations, and overtime due to no fault of our own. Canopies, crowns, and any steel outside the main building envelope not considered structural.	1	LS	0.00	0	0.00	0	0.00	0	0
	Bond	1	LS	0.00	0	0.00	0	2,206.88	2,207	2,207
										147,125.00
	TOTAL				0		0		149,332	149,332

\$1,039,116.00

Project

Williamson County Headquarters GMP - Consolidated Bid Package

Estimator
Bid Date

Alex Paetznick
1/30/2025

DIV.	DESCRIPTION	QUANT.	UNIT	UNIT	LABOR	UNIT	MATERIAL	UNIT	SUB #	TOTALS
				LABOR		MATL.		SUB.		
GMP#3										
07-8400	Firestopping									
	078400 Firestopping (Penetrations)	1	LS	0.00	0	0.00	0	29,715.00	29,715	29,715
	Firestop at the following new penetrations through interior fire rated floor, drywall/CMU partitions (assuming maximum 1/4" annular space):	1	LS	0.00	0	0.00	0	0.00	0	0
	Inclusions:			0.00	0	0.00	0	0.00	0	0
	HVAC chilled and hot water pipe,	1	LS	0.00	0	0.00	0	0.00	0	0
	HVAC ducts which do not have dampers,	1	LS	0.00	0	0.00	0	0.00	0	0
	Domestic hot and cold-water pipe,	1	LS	0.00	0	0.00	0	0.00	0	0
	Soil, Waste, and Vent piping, Gas piping,	1	LS	0.00	0	0.00	0	0.00	0	0
	Fire Protection Piping (sprinklers),	1	LS	0.00	0	0.00	0	0.00	0	0
	Electrical, Communication, Telecommunication, Security and	1	LS	0.00	0	0.00	0	0.00	0	0
	Fire alarm rigid conduit.	1	LS	0.00	0	0.00	0	0.00	0	0
	Exclusions:			0.00	0	0.00	0	0.00	0	0
	Firestop associated with annular space exceeding those stated above, Identification/Labeling of rated penetrations, W-Rated Firestop Systems, F=T Firestop Systems, non-metallic piping (contact Alpha for additional costs), cable pathway devices, aluminum rigid conduit, putty pads and/or sealant for outlet/junction boxes, cleaning or patching of substrates and all other work not specified above.			0.00	0	0.00	0	0.00	0	0
	078400 Firestopping (Joints)			0.00	0	0.00	0	0.00	0	0
	CMU	1	LS	0.00	0	0.00	0	8,235.00	8,235	8,235
	Gypsum	1	LS	0.00	0	0.00	0	69,615.00	69,615	69,615
	Perimeter Fire Containment	1	LS	0.00	0	0.00	0	16,190.00	16,190	16,190
	Inclusions:									
	Firestop Sealant at bottom of interior fire-rated drywall partitions (assuming maximum joint size of 1/2") only.	1	LS	0.00	0	0.00	0	0.00	0	0
	Firestop Spray at head of interior fire-rated drywall partitions (assuming maximum joint size of 1" measured from top of gypsum to bottom of metal deck) only.	1	LS	0.00	0	0.00	0	0.00	0	0
	Firestop Sealant at vertical joints of interior fire-rated drywall partitions at concrete/CMU wall or column (assuming maximum joint size of 1/2") only.	1	LS	0.00	0	0.00	0	0.00	0	0
	Firestop Spray at head of interior fire rated CMU partitions (assuming maximum joint size of 1" measured from top of CMU wall to bottom of metal deck) only.	1	LS	0.00	0	0.00	0	0.00	0	0
	Firestop Sealant at control joints of interior fire rated CMU partitions (assuming max joint size of 1/2") only.	1	LS	0.00	0	0.00	0	0.00	0	0
	Firestop Spray at pockets around Steel Beams and/or Bar Joists penetrating rated Partitions (assuming opening framed with steel cold rolled framing by others) with a maximum 1" space beyond beam/bar joist flanges.	1	LS	0.00	0	0.00	0	0.00	0	0
	Perimeter Fire Containment (Metal-Stud Wall) bypassing rated slab edge. Install unfaced safing and acrylic based firestop at joint between slab and sheathing. Reference D3/A718 with maximum 8" joint width.	1	LS	0.00	0	0.00	0	0.00	0	0
	Perimeter Fire Containment (Metal-Stud Wall) sitting on slab edge. Install unfaced safing and acrylic based firestop within metal track. Reference D4/A708 with maximum 8" joint width.	1	LS	0.00	0	0.00	0	0.00	0	0
	Exclusions:			0.00	0	0.00	0	0.00	0	0
	Vertical joint at intersection of interior partition(s) to exterior wall, formaldehyde free mineral wool, dead load anchor protection, Firestop associated with joint sizes exceeding those stated above, Identification/Labeling or Stenciling of fire rated walls, perimeter fire containment, putty pads and/or sealant for outlet/junction boxes, cleaning or patching of substrates and all other work not specified above.			0.00	0	0.00	0	0.00	0	0
	Bond	1.5%		0.00	0	0.00	0	1,856.33	1,856	1,856
	TOTAL								125,611	125,611

Project

Williamson County Headquarters GMP - Consolidated Bid Package

Estimator
Bid Date

Alex Paetznick
1/30/2025

DIV.	DESCRIPTION	QUANT.	UNIT	UNIT	LABOR	UNIT	MATERIAL	UNIT	SUB #	TOTALS
				LABOR		MATL.	SUB.			
GMP#3										
08-0100	Doors, Frames and Hardware									
	SECTIONS:	1	LS	0.00	0	0.00	0	568,069.00	568,069	568,069
	081113 Hollow Metal Doors and Frames	1	LS	0.00	0	0.00	0	0.00	0	0
	Doors - Hollow Metal	48	EA	0.00	0	0.00	0	0.00	0	0
	Doors - Hollow Metal STC 55	2	EA	0.00	0	0.00	0	0.00	0	0
	Doors - Hollow Metal STC 56	2	EA	0.00	0	0.00	0	0.00	0	0
	Frames - Hollow Metal 3 Sided STC 52	9	EA	0.00	0	0.00	0	0.00	0	0
	Frame - Hollow Metal 3 Sided STC 55	1	EA	0.00	0	0.00	0	0.00	0	0
	Frame - Hollow Metal 3 Sided STC 56	1	EA	0.00	0	0.00	0	0.00	0	0
	Frames - Hollow Metal 3 Sided	118	EA	0.00	0	0.00	0	0.00	0	0
	081416 Flush Wood Doors	1	LS	0.00	0	0.00	0	0.00	0	0
	Doors - Wood STC 52 Quarter Sliced Euro Oak Fumed (BVC)	9	EA	0.00	0	0.00	0	0.00	0	0
	Doors - Wood - 1 3/4 SC Quarter Sliced Euro Oak Fumed (BVC)	89	EA	0.00	0	0.00	0	0.00	0	0
	087100 Door Hardware	1	LS	0.00	0	0.00	0	0.00	0	0
	Hardware	1	LS	0.00	0	0.00	0	0.00	0	0
	Sound Control Door Assemblies (No Spec)	1	LS	0.00	0	0.00	0	0.00	0	0
	Bond	1	LS	0.00	0	0.00	0	5,681.00	5,681	5,681
	Hollow Metal Doors and Frames	1	LS	0.00	0	0.00	0	0.00	0	0
	Leadtimes after Approval and Answers to all Questions:	1	LS	0.00	0	0.00	0	0.00	0	0
	Hollow Metal Doors 16-18 Weeks	1	LS	0.00	0	0.00	0	0.00	0	0
	Hollow Metal Frames Please call us to discuss	1	LS	0.00	0	0.00	0	0.00	0	0
	Exclusions:			0.00	0	0.00	0	0.00	0	0
	Prefinishing			0.00	0	0.00	0	0.00	0	0
	Glass			0.00	0	0.00	0	0.00	0	0
	Field Measuring			0.00	0	0.00	0	0.00	0	0
	Inclusions:	1	LS	0.00	0	0.00	0	0.00	0	0
	One door shipment	1	LS	0.00	0	0.00	0	0.00	0	0
	Qualifications:	1	LS	0.00	0	0.00	0	0.00	0	0
	Lite kits for hollow metal doors will be shipped loose to be field installed by others.	1	LS	0.00	0	0.00	0	0.00	0	0
	Flush Wood Doors	1	LS	0.00	0	0.00	0	0.00	0	0
	Leadtimes after Approvals and Answers to all Questions:	1	LS	0.00	0	0.00	0	0.00	0	0
	11-13 Weeks	1	LS	0.00	0	0.00	0	0.00	0	0
	Exclusions:			0.00	0	0.00	0	0.00	0	0
	Glass/glazing			0.00	0	0.00	0	0.00	0	0
	Inclusions:	1	LS	0.00	0	0.00	0	0.00	0	0
	Prefinishing (1 stain color only) based on the manufacturer's standard finishing	1	LS	0.00	0	0.00	0	0.00	0	0
	1 approval/shipment for the entire project	1	LS	0.00	0	0.00	0	0.00	0	0
	Qualifications:	1	LS	0.00	0	0.00	0	0.00	0	0
	Our price is based on supplying the wood doors with manufacturer's standard stock Grade "A," book and running matched, quarter sawn, Euro Oak Fumed face veneers.	1	LS	0.00	0	0.00	0	0.00	0	0
	Modifications of some lite sizes may be required in order to maintain the warranty.	1	LS	0.00	0	0.00	0	0.00	0	0
	Door Hardware	1	LS	0.00	0	0.00	0	0.00	0	0
	Leadtimes after Approvals and Answers to all Questions	1	LS	0.00	0	0.00	0	0.00	0	0
	Hardware: 7-8 Weeks	1	LS	0.00	0	0.00	0	0.00	0	0
	Please note that lead times are subject to change due to fluctuating availability	1	LS	0.00	0	0.00	0	0.00	0	0
	Exclusions			0.00	0	0.00	0	0.00	0	0
	Aluminum Storefront Door Hardware			0.00	0	0.00	0	0.00	0	0
	Demountable Wall System Door Hardware			0.00	0	0.00	0	0.00	0	0
	Vault Door Hardware			0.00	0	0.00	0	0.00	0	0
	Overhead Door Hardware			0.00	0	0.00	0	0.00	0	0
	Installation of automatic door operators			0.00	0	0.00	0	0.00	0	0
	Card Readers			0.00	0	0.00	0	0.00	0	0
	Door Contacts			0.00	0	0.00	0	0.00	0	0
	Power Supplies			0.00	0	0.00	0	0.00	0	0
	Inclusions	1	LS	0.00	0	0.00	0	0.00	0	0
	Automatic door operators to the extent shown.	1	LS	0.00	0	0.00	0	0.00	0	0
	Sound Control Door Assemblies	1	LS	0.00	0	0.00	0	0.00	0	0
	Leadtimes after Approval and Answers to all Questions:	1	LS	0.00	0	0.00	0	0.00	0	0
	STC Doors and Frames 23-25 Weeks	1	LS	0.00	0	0.00	0	0.00	0	0
	Exclusions:			0.00	0	0.00	0	0.00	0	0
	Prefinishing			0.00	0	0.00	0	0.00	0	0
	Field Measuring			0.00	0	0.00	0	0.00	0	0
	Inclusions:	1	LS	0.00	0	0.00	0	0.00	0	0
	One shipment	1	LS	0.00	0	0.00	0	0.00	0	0
	Qualifications:			0.00	0	0.00	0	0.00	0	0
	Due to manufacturer restriction the maximum acoustic rating is STC 55 at a paired fire rated steel door unit. Opening W1703A			0.00	0	0.00	0	0.00	0	0
	Please note, the estimated leadtime quoted above is based on the manufacturer's current leadtimes for the products as bid and qualified herein. With the seasonal fluctuations in the availability of materials and labor, the leadtime is an anticipated estimate only and is not a guarantee of the actual leadtime at time of full approval.			0.00	0	0.00	0	0.00	0	0
	TOTAL	1	LS	0.00	0	0.00	0	0.00	573,750	573,750

Project

Williamson County Headquarters GMP - Consolidated Bid Package

Estimator
Bid Date

Alex Paetznick
1/30/2025

DIV.	DESCRIPTION	QUANT.	UNIT	UNIT	LABOR	UNIT	MATERIAL	UNIT	SUB #	TOTALS
				LABOR		MATL.	SUB.			
GMP#3										
08-0400	Glass & Glazing & Storefronts									
	Base Bid	1	LS	0.00	0	0.00	0	2,258,488.00	2,258,488	2,258,488
	Supply of specified hardware sets per section 087100	1	LS	0.00	0	0.00	0	121,810.00	121,810	121,810
	Hardware sets: #103A (4x), 403A (1x), 501A (13x), 501AC (1x), 501 AW (1x), 505AW (1x), 507A (1x), 701AC (1x), 714AM (1x), 715A (1x), A710ACM (1x), A710ACM-1 (3x), AC714AM (2x), C201 R (1x), C2051W (1x), C710ACM (1x), C714AM (1x), C715A (2x); door operators included.			0.00	0	0.00	0	0.00	0	0
	Electrical integration, door contact, card reader, power supply by others.			0.00	0	0.00	0	0.00	0	0
	Joint Firestopping and Thermal Curtain Wall Insulation	1	LS	0.00	0	0.00	0	126,995.00	126,995	126,995
	Perimeter Fire Containment (Glass-Curtain Wall) at rated slab edge. Install 3"FSK faced mineral wool insulation mechanically fastened within mullions. Install unfaced sating and acrylic based fire stop at joint between slab and curtainwall insulation. Install 3FSK faced mineral wool insulation within mullions at non-fire rated spandrel panels with perimeter taped to frame.			0.00	0	0.00	0	0.00	0	0
	Aluminum Entrance and Storefronts			0.00	0	0.00	0	0.00	0	0
	Curtain Wall	27,408	SF	0.00	0	0.00	0	0.00	0	0
	2 1/2" x 7 1/2" Charcoal Painted Finish, Steel Reinforcing, T/F anchors, steel anchors, horizontal SSG mullions.	1	LS	0.00	0	0.00	0	0.00	0	0
	2-year Manufacturer warranty, 20- year Finish Warranty.	1	LS	0.00	0	0.00	0	0.00	0	0
	CW Frames: W1E (1x), W2E (1x), W3E (1x), W4E (1x), W6E (10x), W5E (1x), W7E (1x), W8E (1x), W11E (2x), W12E (1x), W13E (4x), W14E (14x), W16E (1x), W15E (1x), W17E (1x), W18E (1x), W19E (3x), W20E (2x), W21E(2x), W22E (1x), W23E (1x), W24E (3x), W25E (3x), W26E (2x), W27E (10x), W28E (1x), W29E (1x), W30E (1x),W31E (1x), W32E (1x), 2x mockups D3/A010.			0.00	0	0.00	0	0.00	0	0
	Note. D1 & D2 /A213, D2/A214, D1/A215, D1/A718 custom extrusion 'aluminum curtainwall trim' in Charcoal painted finish included.			0.00	0	0.00	0	0.00	0	0
	Interior Storefront (3146SQFT)	3,146	SF	0.00	0	0.00	0	0.00	0	0
	2" x 4 1/2", Center-set, Charcoal painted Finish			0.00	0	0.00	0	0.00	0	0
	SF Frames: W1 I (1x), W2I (1x), W3I (1x), W4I (1x), W6I (3x), W7I (1x), W8I (1x), W10I (1x), W12I (2x), W14I (1x), W15I (1x), W16I (1x), W17I (2x), W30I (1x), W20I (1x), W21I (1x), W22I (2x), W23I (1x), W24I (1x), W25I (1x), W26I (1x), W27I (1x), W28I (1x), W29I (1x). 2-year Manufacturer warranty, 20- year Finish Warranty.	1	LS	0.00	0	0.00	0	0.00	0	0
				0.00	0	0.00	0	0.00	0	0
	Aluminum Storefront Doors	46	Leafs	0.00	0	0.00	0	0.00	0	0
	Thermal Wide Stile Entrances@ Exterior, Non-thermal Wide Stile Entrances@ Interior, 10" Bottom rail, Charcoal painted finish, open for 1" infill @ exterior, 1/4" infill @ interior. 2- year Manufacturer warranty, 20-year Finish Warranty.	1	LS	0.00	0	0.00	0	0.00	0	0
	9x pairs, 28 singles.	1	LS	0.00	0	0.00	0	0.00	0	0
	Per PB 19 Response, all entrances bid Wide stile to accommodate for specified hardware.	1	LS	0.00	0	0.00	0	0.00	0	0
	Door Hardware			0.00	0	0.00	0	0.00	0	0
	Installation of Hardware sets: #103A (4x), 403A (1x), 501A (13x), 501AC (1x), 501 AW (1x), 505AW (1x), 507A (1x), 701AC (1x), 714AM (1x), 715A (1x), A710ACM (1x), A710ACM-1 (3x), AC714AM (2x), C201R (1x), C2051W (1x), C710ACM (1x), C714AM (1x), C715A (2x).	1	LS	0.00	0	0.00	0	0.00	0	0
	Sliding/Folding Glazed Doors			0.00	0	0.00	0	0.00	0	0
	SI 3000 Aluminum Folding Glass Wall, Sx panels, 188 1/4" x 93 3/4", 05LR configuration, 1" IG: Solarban 90 Clear/Clear Tempered with Argon, 2-coat custom painted finish to match 'Charcoal'; including semi-concealed hinges, door catch, unkeyed 2-point lock, single rail, extruded hinge pull. D#E2201C.	1	LS	0.00	0	0.00	0	0.00	0	0
	Brake Metal (1560LNFT.)	1,560	LF	0.00	0	0.00	0	0.00	0	0
	24GA prefinished Charcoal Grey Berridge Galvalume Steel flashing@ curtain wall sill conditions D1/A213, D2/A213, D4/A213, D2/A214, D4/A214.	1	LS	0.00	0	0.00	0	0.00	0	0
	Note. All other flashing/break metal terminating other structural elements and preceding glazing scope excluded. (ref. exclusions)			0.00	0	0.00	0	0.00	0	0
	Brake Metal			0.00	0	0.00	0	0.00	0	0
	.125" brake metal corners in charcoal grey painted finish @C2/A215, D2/A215, C4/A215, D4/A215, B1/A212, B3/A212.	1	LS	0.00	0	0.00	0	0.00	0	0
	Rockwool Comfortbatt R-15 insulation included.	1	LS	0.00	0	0.00	0	0.00	0	0
	Sunshade Devices			0.00	0	0.00	0	0.00	0	0
	Per RFI PB 26 Response, Kawneer custom die 18" profile accepted- 2 coat painted finish. @ curtainwall W16E.	1	LS	0.00	0	0.00	0	0.00	0	0
	Display Cases			0.00	0	0.00	0	0.00	0	0
	Display Sliding XX Glass doors with 1/4" clear tempered glass, track assembly, jamb trim, Adams rite lock and cylinders, Adams rite recessed pull, Clear Anodized Finish. Ref. D2/A410 .	1	LS	0.00	0	0.00	0	0.00	0	0
	Acrylic Clerk Windows			0.00	0	0.00	0	0.00	0	0
	1/2" Acrylic, 1" u-channel, L-brackets. Ref. B1.A406, D1/A406, D2/A406, D4/A206	1	LS	0.00	0	0.00	0	0.00	0	0
	Glass			0.00	0	0.00	0	0.00	0	0
	Exterior Glass GL-1	14,656	SF	0.00	0	0.00	0	0.00	0	0
	1" IG Low-e: 1/4" Solarban 90 Clear Tempered #2 + 1/2" A.S. +1/4" Clear Tempered			0.00	0	0.00	0	0.00	0	0
	Exterior Glass GL-1 OVERSIZED	2,750	SF	0.00	0	0.00	0	0.00	0	0
	1" IG Low-e *OVERSIZED*: 1/4" Solarban 90 Clear Tempered #2 + 1/2" A.S. +1/4" Clear Tempered			0.00	0	0.00	0	0.00	0	0
	Exterior Glass GL-2	6,706	SF	0.00	0	0.00	0	0.00	0	0

1" IG: ¼" Solarban 90 Clear Tempered #2 + ½"A.S. + ¼" Clear Tempered with Black Opacity.		0.00	0	0.00	0	0.00	0	0
Exterior Glass GL-4	2,231 SF	0.00	0	0.00	0	0.00	0	0
1" IG: ¼" Solarban 90 Clear Tempered #2 + ½" A.S. +¼"Clear Tempered with Opacity White Custom.		0.00	0	0.00	0	0.00	0	0
Monolithic Glass GL-5	2,533 SF	0.00	0	0.00	0	0.00	0	0
1/4" Clear Tempered		0.00	0	0.00	0	0.00	0	0
Fire Rated Glazing		0.00	0	0.00	0	0.00	0	0
5/16" FireLite Plus 45 min, Door type NN (4x door lites)	1 LS	0.00	0	0.00	0	0.00	0	0
Decorative Film WFI		0.00	0	0.00	0	0.00	0	0
Level Standard Repeat Window Film: LSWF006-40 Lindsey Linear (167 SF) located@ Interior Storefront W10I.	167 LF	0.00	0	0.00	0	0.00	0	0
Ballistic Clear Glazing		0.00	0	0.00	0	0.00	0	0
Installation of (6x) 48" x 30" butt glazed rated UL 752 Level 3: 1-¼" LP 1250 ballistic rated (laminated acrylic polycarbonate) with stainless steel standoffs and stainless steel u-channel on top.	1 LS	0.00	0	0.00	0	0.00	0	0
Fire Rated Assemblies		0.00	0	0.00	0	0.00	0	0
60 min rated 'Aluminum Series' (Steel) assemblies glazed with 60 min rated Pyrostop, Powder coat Standard Finish. Frames: W9I (3x), W5I (1x), W11I (2x), W18I (2x)	1 LS	0.00	0	0.00	0	0.00	0	0
60 min rated doors:8 singles:W1103B, W1208, E1206, E1205, W2103B, W3103B, E2101A, E2101B along with compatible hardware in compliance of fire testing: cylinder, Von-duprin CVR/RIM exit devices, LCN closer, smoke seal, EPT 10, removable mullion. welded pivot hinge, auto- operator, electrified hinge, center pin. Note. Per Technical Glass product, all must be fire tested to withstand designated rating. Section 08 71 00 specifies hardware for Hollow Metal doors. TGP match them to fit their system.	1 LS	0.00	0	0.00	0	0.00	0	0
Exclusions: actuator, harness, position switch, card reader, power supply and electrical integration.		0.00	0	0.00	0	0.00	0	0
Sealant		0.00	0	0.00	0	0.00	0	0
Perimeter Sealant	19,398	0.00	0	0.00	0	0.00	0	0
Exterior Perimeter Sealant, Interior Perimeter Sealant, Backer Rod.	1 LS	0.00	0	0.00	0	0.00	0	0
3 beads at curtainwalls and SSG Horizontals	1 LS	0.00	0	0.00	0	0.00	0	0
Labor	1 LS	0.00	0	0.00	0	0.00	0	0
Administration		0.00	0	0.00	0	0.00	0	0
Engineering	1 LS	0.00	0	0.00	0	0.00	0	0
Shop- drawings	1 LS	0.00	0	0.00	0	0.00	0	0
Miscellaneous		0.00	0	0.00	0	0.00	0	0
Equipment Rental	1 LS	0.00	0	0.00	0	0.00	0	0
Exclusions: seamless joints, stainless steel 316, reinstallation of base shoes with waterproofing, embeds, temporary railing/protection, coring, fire watch, textura, any supporting structural steel, bond, OCIP, CAD drawings, embeds, bent glass, structural steel tolerances, union labor, any railing scope beyond listed above		0.00	0	0.00	0	0.00	0	0
Bond	1.58%	0.00	0	0.00	0	37,979.00	37,979	37,979
TOTAL			0	0			2,545,272	2,545,272

Project

Williamson County Headquarters GMP - Consolidated Bid Package

Estimator
Bid Date

Alex Paetznick
1/30/2025

DIV.	DESCRIPTION	QUANT.	UNIT	UNIT	LABOR	UNIT	MATERIAL	UNIT	SUB #	TOTALS
				LABOR	MATL.	SUB.				
GMP#3										
08-0550	Glass & SS Rails									
	System 1: SHOE Glass Railing	1	LS	0.00	0	0.00	0	623,372.00	623,372	623,372
	(424 LF): 2 3/4" x 4" aluminum base shoe, 3/4" clear laminated tempered glass with u-cap top rail in Satin finish, 20GA standard 4 brushed aluminum cladding. Note, mounting shown on details 84/A773 & 04/A 77 7 would not work. Steel angle is needed to top mount the base shoe. Steel substructure/angle [provided and installed by others]. 84/A773 & 04/A 77 7 details will be adjusted to reflect bent steel angle overlapping capstone and base shoe will be top mounted on its surfaces. The sequence of work to be coordinated. All railing bid at 42" A.F.F.	424	LF	0.00	0	0.00	0	0.00	0	0
	System 2: Blade Multi-line Railing	171	LF	0.00	0	0.00	0	0.00	0	0
	2" double flat post, Blade multi panel infill, 1-1/2" top/assist/wall rail in SS304 Satin #6 Finish, FSR 1-1/2" diameter tube and FSR 1-1/2" top rail, (Note. quote assumes posts will be mount on steel substructure as shown on detail B3-C4/A617- to be provided & installed by others).			0.00	0	0.00	0	0.00	0	0
	System 3: Shoe Glass Railing	6	LF	0.00	0	0.00	0	0.00	0	0
	6' O" x 3' 6" Mock-up per B3/A.010: 2 panel infills with 3/4" clear laminated tempered glass, 2 3/4" x 4" aluminum base shoe, top rail S.S. 304 Satin #6 Finish and 20 GA standard 4in Satin S.S. cladding. Total 6LF. as well as 4' x 3' 6" Mock up (SYSTEM 2) per spec 05 7311-1.8.			0.00	0	0.00	0	0.00	0	0
	System 4: FSR	50	LF	0.00	0	0.00	0	0.00	0	0
	1-1/2" Post diameter tube SS 304 Satin #6 with FSR top rail - IRAIL linear LED Lighted. Total 50 LF..			0.00	0	0.00	0	0.00	0	0
	System 5: Wall Rail:	122	LF	0.00	0	0.00	0	0.00	0	0
	1-1/2" SS Rail 304 Satin #6. Ref. to A611, A618. Total 122 LF.			0.00	0	0.00	0	0.00	0	0
	System 6: Hand-Rail:	328	LF	0.00	0	0.00	0	0.00	0	0
	1-1/2" assist/wall rail in SS 304 Satin #6 Finish; along with FSR post/top rail. Total 328 LF. Note, Steel post guardrail need to be pre-drilled and pre-fabricated to install VIVA post brackets.			0.00	0	0.00	0	0.00	0	0
	5x mobilizations, shop drawings. 2-revisions and Performance and Payment Bond included			0.00	0	0.00	0	0.00	0	0
	TOTAL				0		0		623,372	623,372

Project

Williamson County Headquarters GMP - Consolidated Bid Package

Estimator
Bid Date

Alex Paetznick
1/30/2025

DIV.	DESCRIPTION	QUANT.	UNIT	UNIT	LABOR	UNIT	MATERIAL	UNIT	SUB #	TOTALS
				LABOR		MATL.		SUB.		
GMP#3										
08-3323 OH Doors & Grilles										
		1	LS	0.00	0	0.00	0	40,159.00	40,159	40,159
	12-0 x 12-0, Mark W1703C, W1804C	2	EA	0.00	0	0.00	0	0.00	0	0
	Cornell Iron Works Model ESD20, motor operated, face of wall mount, interior coil weathered Thermiser, insulated, 24 gauge, powder coated galvanized steel curtain, single guide weathering, lintel brush seal, electric sensing edge, best cylinder with removable key core			0.00	0	0.00	0	0.00	0	0
	4-0 x 4-0, Mark W1102	1	EA	0.00	0	0.00	0	0.00	0	0
	Cornell Iron Works Model ESC10 push-up, between jambs, interior coil counter shutter, 18 gauge, powder coated aluminum curtain, best cylinder with removable key core			0.00	0	0.00	0	0.00	0	0
	TOTAL			0.00	0	0.00	0	0.00	0	0
					0		0		40,159	40,159

Project

Williamson County Headquarters GMP - Consolidated Bid Package

Estimator

Alex Paetznick

Bid Date

1/30/2025

DIV.	DESCRIPTION	QUANT.	UNIT	UNIT LABOR	UNIT MATERIAL	UNIT SUB #	TOTALS
				LABOR	MATL.	SUB.	
GMP#3							
09-0650	Sealed Concrete						
	Sealed Concrete: CON-1	15,619	SF	0.00	0	0.00	0 3.56 55,646 55,646
	Inclusions:			0.00	0	0.00	0 0 0
	Normal Working Hours.	1	LS	0.00	0	0.00	0 0 0
	Supervision	1	LS	0.00	0	0.00	0 0 0
	Liability and Workers Compensation	1	LS	0.00	0	0.00	0 0 0
	Minor Patching	1	LS	0.00	0	0.00	0 0 0
	Temp Floor Protection	1	LS	0.00	0	0.00	0 0 0
	Exclusions:			0.00	0	0.00	0 0 0
	Electrical Power			0.00	0	0.00	0 0 0
	Lighting			0.00	0	0.00	0 0 0
	Dumpster			0.00	0	0.00	0 0 0
	Floor Protection			0.00	0	0.00	0 0 0
	Floor Leveling			0.00	0	0.00	0 0 0
	After Hours Work			0.00	0	0.00	0 0 0
	Parking			0.00	0	0.00	0 0 0
	Mechanical Pad Coatings			0.00	0	0.00	0 0 0
	TOTAL				0		0 55,646 55,646

Project

Williamson County Headquarters GMP - Consolidated Bid Package

Estimator
Bid Date

Alex Paetznick
1/30/2025

DIV.	DESCRIPTION	QUANT.	UNIT	UNIT	LABOR	UNIT	MATERIAL	UNIT	SUB #	TOTALS
				LABOR		MATL.		SUB.		
GMP#3										
09-2000	Drywall									
		1	LS	0.00	0	0.00	0	4,237,248.49	4,237,248	4,237,248
	BIM for interior walls	1	LS	0.00	0	0.00	0	0.00	0	0
	ACT - 1 and 2	1	LS	0.00	0	0.00	0	0.00	0	0
	ACM - 1, 2, 3	1	LS	0.00	0	0.00	0	0.00	0	0
	AWP- 3 and 4	1	LS	0.00	0	0.00	0	0.00	0	0
	ACP - 1	1	LS	0.00	0	0.00	0	0.00	0	0
	WDC - 2	1	LS	0.00	0	0.00	0	0.00	0	0
	Provide and install WP 5	1	LS	0.00	0	0.00	0	54,000.00	54,000	54,000
	Access Panels and floor access hatches allowance	1	LS	0.00	0	0.00	0	50,000.00	50,000	50,000
	Install Wall Rails	1	LS	0.00	0	0.00	0	35,000.00	35,000	35,000
	Bond	1.5%	LS	0.00	0	0.00	0	65,118.73	65,119	65,119
	Excludes:			0.00	0	0.00	0	0.00	0	0
	Rigid Insulation			0.00	0	0.00	0	0.00	0	0
	Spray Foam Insulation			0.00	0	0.00	0	0.00	0	0
	Z Furring			0.00	0	0.00	0	0.00	0	0
	Curtain Wall insulation			0.00	0	0.00	0	0.00	0	0
	Column covers			0.00	0	0.00	0	0.00	0	0
	Dais floor framing			0.00	0	0.00	0	0.00	0	0
	Bullet proof panels			0.00	0	0.00	0	0.00	0	0
	AWP - 1			0.00	0	0.00	0	0.00	0	0
	AWP - 2			0.00	0	0.00	0	0.00	0	0
	WDC - 1			0.00	0	0.00	0	0.00	0	0
	WP -1 thru 4			0.00	0	0.00	0	0.00	0	0
				0.00	0	0.00	0	0.00	0	0
TOTAL						0	0		4,441,367	4,441,367

Alternate:
Allowance for High Impact Gyp board if required ADD \$40,000.00

Project

Williamson County Headquarters GMP - Consolidated Bid Package

Estimator
Bid Date

Alex Paetznick
1/30/2025

DIV.	DESCRIPTION	QUANT.	UNIT	UNIT	LABOR	UNIT	MATERIAL	UNIT	SUB #	TOTALS
				LABOR		MATL.	SUB.			
GMP#3										
09-3000	Ceramic & Stone									
	Bond	1	LS	0.00	0	0.00	0	445,016.00	445,016	445,016
	FT1 Floor Tile @ Rr's	4,230	SF	0.00	0	0.00	0	11,125.40	11,125	11,125
	Includes Crack Water Proofing Membrane; Thinset; Urethane Grout			0.00	0	0.00	0	0.00	0	0
	Crossville Ceramics @ Bone- Ups			0.00	0	0.00	0	0.00	0	0
	Alaska - 12" X 24"			0.00	0	0.00	0	0.00	0	0
	FT2 Floor Tile @ 2ND Floor Lobby	6,295	SF	0.00	0	0.00	0	0.00	0	0
	Includes Crack Isolation Membrane; Thinset; Cementitious Grout / Sealer			0.00	0	0.00	0	0.00	0	0
	Crossville Ceramics @ Bone - Ups			0.00	0	0.00	0	0.00	0	0
	Alaska - 24" X 48"			0.00	0	0.00	0	0.00	0	0
	FT3 Floor Tile @ Breakroom	871	SF	0.00	0	0.00	0	0.00	0	0
	Includes Crack Isolation Membrane; Thinset; Cementitious Grout / Sealer			0.00	0	0.00	0	0.00	0	0
	Dal-tile Artic White			0.00	0	0.00	0	0.00	0	0
	Keystone 2X2 Mosaics / D617			0.00	0	0.00	0	0.00	0	0
	FT4 Floor Tile @ Breakroom	110	SF	0.00	0	0.00	0	0.00	0	0
	Includes Crack Isolation Membrane; Thinset; Cementitious Grout / Sealer			0.00	0	0.00	0	0.00	0	0
	Dal-tile Black / Ebony			0.00	0	0.00	0	0.00	0	0
	Keystone 2X2 Mosaics /D311			0.00	0	0.00	0	0.00	0	0
	FT5 Floor Tile @ 2ND & 3RD Floor Lobby	89	SF	0.00	0	0.00	0	0.00	0	0
	Includes Crack Water Proofing Membrane; Thinset; Trucolor Urethane Grout			0.00	0	0.00	0	0.00	0	0
	Crossville Ceramics @ Alaska / Bone - Ups			0.00	0	0.00	0	0.00	0	0
	Alaska - 2X2 Mosaic			0.00	0	0.00	0	0.00	0	0
	WT1 Wall Tile @ Rr's	2,952	SF	0.00	0	0.00	0	0.00	0	0
	Includes Thinset; Trucolor Urethane Grout			0.00	0	0.00	0	0.00	0	0
	Crossville Ceramics @ ravertine Sand			0.00	0	0.00	0	0.00	0	0
	Accent Point 12 X 24 Ups			0.00	0	0.00	0	0.00	0	0
	WT2 Wall Tile at Breakroom	161	SF	0.00	0	0.00	0	0.00	0	0
	Includes Thinset; Trucolor Urethane Grout			0.00	0	0.00	0	0.00	0	0
	Lili Tile Mia 4 White 100			0.00	0	0.00	0	0.00	0	0
	Mia Tile 8" X 8" Navy Blue 4012			0.00	0	0.00	0	0.00	0	0
	WT3 Wall Tile at Coffee Bars	113	SF	0.00	0	0.00	0	0.00	0	0
	Includes Thinset; Trucolor Urethane Grout			0.00	0	0.00	0	0.00	0	0
	Dal-tile			0.00	0	0.00	0	0.00	0	0
	Miramo Linear Mosaic 1" X 6"	113.00		0.00	0	0.00	0	0.00	0	0
	Aqua / MR47			0.00	0	0.00	0	0.00	0	0
	WT4 Wall Tile @ RR's - Vanities	1,259	SF	0.00	0	0.00	0	0.00	0	0
	Includes Thinset; Trucolor Urethane Grout			0.00	0	0.00	0	0.00	0	0
	Crossville Ceramics @			0.00	0	0.00	0	0.00	0	0
	Par Avion	1,259.00		0.00	0	0.00	0	0.00	0	0
	Handwritten 3"x12"			0.00	0	0.00	0	0.00	0	0
	WT5 Wall Tile @ Commissioner's Area	113	PC	0.00	0	0.00	0	0.00	0	0
	Includes Thinset; Trucolor Urethane Grout			0.00	0	0.00	0	0.00	0	0
	Concept Surfaces			0.00	0	0.00	0	0.00	0	0
	214.H35 Royal Dark-D			0.00	0	0.00	0	0.00	0	0
	Salerno Dimensional 1X1 Mosaic (12X12 Mesh)			0.00	0	0.00	0	0.00	0	0
	WT6 Wall Tile at Breakroom Bar	32	SF	0.00	0	0.00	0	0.00	0	0
	Includes Thinset; Trucolor Urethane Grout			0.00	0	0.00	0	0.00	0	0
	Dal-tile			0.00	0	0.00	0	0.00	0	0
	Miramo Picket Undulated 2 X 5			0.00	0	0.00	0	0.00	0	0
	WT6A Wall Tile @ Breakroom Bar	29	EA	0.00	0	0.00	0	0.00	0	0
	Includes Thinset; Trucolor Urethane Grout			0.00	0	0.00	0	0.00	0	0
	Dal-tile			0.00	0	0.00	0	0.00	0	0
	Miramo - Jolly 1/2" X12"			0.00	0	0.00	0	0.00	0	0
	WT7 & WT7A Wall Tile @ Breakroom Booth	294	SF	0.00	0	0.00	0	0.00	0	0
	Includes Thinset; Trucolor Urethane Grout			0.00	0	0.00	0	0.00	0	0
	Dal-tile			0.00	0	0.00	0	0.00	0	0
	Arctic White - Semi Gloss			0.00	0	0.00	0	0.00	0	0
	Color Wheel Classic 3" X 6"			0.00	0	0.00	0	0.00	0	0
	/ 0190			0.00	0	0.00	0	0.00	0	0
	TB1 Base @ Rr's	1,114	EA	0.00	0	0.00	0	0.00	0	0
	Includes Crack Water Proofing Membrane; Thinset; Trucolor Urethane Grout			0.00	0	0.00	0	0.00	0	0
	Crossville Ceramics @			0.00	0	0.00	0	0.00	0	0
	Bone			0.00	0	0.00	0	0.00	0	0
	Alaska - 6X12 Cove Base			0.00	0	0.00	0	0.00	0	0
	/ ASK02			0.00	0	0.00	0	0.00	0	0
	TB2 Base	648	EA	0.00	0	0.00	0	0.00	0	0
	Includes Crack Water Proofing Membrane; Thinset; Trucolor Urethane Grout			0.00	0	0.00	0	0.00	0	0
	Crossville Ceramics @			0.00	0	0.00	0	0.00	0	0
	Bone - Ups			0.00	0	0.00	0	0.00	0	0
	Alaska - 4X24 Bullnose			0.00	0	0.00	0	0.00	0	0
	TB3 Base @ Breakroom	176	EA	0.00	0	0.00	0	0.00	0	0
	Includes Crack Water Proofing Membrane; Thinset; Trucolor Urethane Grout			0.00	0	0.00	0	0.00	0	0
	Dal-tile			0.00	0	0.00	0	0.00	0	0
	Artic White			0.00	0	0.00	0	0.00	0	0
	Keystones - MB5A Built up Base 2" X 2", Flat Top			0.00	0	0.00	0	0.00	0	0
	/ D 617			0.00	0	0.00	0	0.00	0	0
	T1 Metal Wall Tile Transitions	142	EA	0.00	0	0.00	0	0.00	0	0
	Schluter® Systems			0.00	0	0.00	0	0.00	0	0
	Satin Anodized			0.00	0	0.00	0	0.00	0	0
	Schiene AE100			0.00	0	0.00	0	0.00	0	0
	Aluminum			0.00	0	0.00	0	0.00	0	0
	T2 Metal Floor Tile Transitions to Carpet	23	EA	0.00	0	0.00	0	0.00	0	0
	Schluter® Systems			0.00	0	0.00	0	0.00	0	0
	Dark Anthracite Schiene Trendline A100 TSDA			0.00	0	0.00	0	0.00	0	0
	T4 Metal Floor Tile Transitions to Concrete	5	EA	0.00	0	0.00	0	0.00	0	0
	Colors Not Available			0.00	0	0.00	0	0.00	0	0
	Schluter® Systems			0.00	0	0.00	0	0.00	0	0
	Satin Anodized			0.00	0	0.00	0	0.00	0	0
	Reno - V Aevt 100 B30			0.00	0	0.00	0	0.00	0	0
	Aluminum			0.00	0	0.00	0	0.00	0	0
	T11 Metal Floor Tile Transitions to Laf	1	EA	0.00	0	0.00	0	0.00	0	0
	Colors Not Available			0.00	0	0.00	0	0.00	0	0
	Schluter® Systems			0.00	0	0.00	0	0.00	0	0
	Satin Anodized			0.00	0	0.00	0	0.00	0	0
	Reno - V Aevt 100 B30			0.00	0	0.00	0	0.00	0	0
	Aluminum			0.00	0	0.00	0	0.00	0	0
	Sealant as Required Per Section 079200 (tile to Tile)	110	EA	0.00	0	0.00	0	0.00	0	0
	Hydroment			0.00	0	0.00	0	0.00	0	0
	Siliconized Acrylic Latex Caulk (sanded)			0.00	0	0.00	0	0.00	0	0
	Attic Stock Supply Material Only	1	LS	0.00	0	0.00	0	0.00	0	0
	1% of Each Tile Used			0.00	0	0.00	0	0.00	0	0
	Flooring Solutions Inc.Tile			0.00	0	0.00	0	0.00	0	0
	Floor Prep	250	EA	0.00	0	0.00	0	58.00	14,500	14,500
	Temp Floor protection as needed	1	LS	0.00	0	0.00	0	0.00	0	0
	Bond	1	LS	0.00	0	0.00	0	11,404.99	11,405	11,405
	Attic Stock	1	LS	0.00	0	0.00	0	0.00	0	0
	TOTAL				0		0	482,046		482,046

Project

Williamson County Headquarters GMP - Consolidated Bid Package

Estimator
Bid Date

Alex Paetznick
1/30/2025

DIV.	DESCRIPTION	QUANT.	UNIT	UNIT	LABOR	UNIT	MATERIAL	UNIT	SUB #	TOTALS
				LABOR		MATL.		SUB.		
GMP#3										
09-5100	Terrazzo Flooring									
		1	LS	0.00	0	0.00	0	303,700.00	303,700	303,700
	Terrazzo Floor per finish plans	10,705	SF	0.00	0	0.00	0	0.00	0	0
	Precast Base	1	LS	0.00	0	0.00	0	0.00	0	0
	1 Stair	1	LS	0.00	0	0.00	0	0.00	0	0
	Floor Protection	1	LS	0.00	0	0.00	0	0.00	0	0
	2 Elevator Floors	1	LS	0.00	0	0.00	0	0.00	0	0
	100% ISO Crack Membrane	1	LS	0.00	0	0.00	0	42,820.00	42,820	42,820
	Moisture Mitigation Membrane	1	LS	0.00	0	0.00	0	26,726.00	26,726	26,726
	Mockup	1	LS	0.00	0	0.00	0	1,500.00	1,500	1,500
	Bond	1	LS	0.00	0	0.00	0	11,242.38	11,242	11,242
	Extra mob for elevator floor install	1	LS	0.00	0	0.00	0	1,500.00	1,500	1,500
				0.00	0	0.00	0	0.00	0	0
				0.00	0	0.00	0	0.00	0	0
	TOTAL				0		0		387,488	387,488

Project

Williamson County Headquarters GMP - Consolidated Bid Package

Estimator
Bid Date

Alex Paetznick
45,687.00

DIV.	DESCRIPTION	QUANT.	UNIT	UNIT LABOR	UNIT MATERIAL	UNIT SUB.	SUB #	TOTALS
				LABOR	MATL.			
GMP#3								
09-5200	Resilient Flooring and Carpet							
		1	LS	0.00	0	0.00	0	406,413
	CPT-1 Carpet Supplied and Installed	5,662.93	SY	0.00	0	0.00	0	0
	Patcraft Commercial Carpets			0.00	0	0.00	0	0
	Skill			0.00	0	0.00	0	0
	Color Name/Number			0.00	0	0.00	0	0
	Moxie			0.00	0	0.00	0	0
	CPT-2 Carpet Supplied and Installed	358.80	SY	0.00	0	0.00	0	0
	Interface Flor			0.00	0	0.00	0	0
	Play the Angle 25CMX1M			0.00	0	0.00	0	0
	CPT-3 Carpet Supplied and Installed	625.00	SY	0.00	0	0.00	0	0
	Shaw Commercial Carpets			0.00	0	0.00	0	0
	Process Tile			0.00	0	0.00	0	0
	CPT-4 Carpet Supplied and Installed	53.82	SY	0.00	0	0.00	0	0
	Interface Flor			0.00	0	0.00	0	0
	Past Forward Collection- Decades			0.00	0	0.00	0	0
	CPT-5 Carpet Supplied and Installed	275.08	SY	0.00	0	0.00	0	0
	Interface Flor			0.00	0	0.00	0	0
	Open Air 418			0.00	0	0.00	0	0
	CPT-6 Carpet Supplied and Installed	65.00	SY	0.00	0	0.00	0	0
	Shaw Commercial Carpets			0.00	0	0.00	0	0
	Cross Weave			0.00	0	0.00	0	0
	EF-1 Entrance Flooring Supplied and Installed	58.63	SY	0.00	0	0.00	0	0
	Shaw Commercial Carpets			0.00	0	0.00	0	0
	Divvy Tile			0.00	0	0.00	0	0
	Adhesive Materials Supplied Only	43.00	EA	0.00	0	0.00	0	0
	Patcraft Commercial Carpets			0.00	0	0.00	0	0
	5000p Carpet Tile Adhesive			0.00	0	0.00	0	0
	ESD Tile 1 Supplied and Installed	1,120.00	SF	0.00	0	0.00	0	0
	Roppe® Corporation			0.00	0	0.00	0	0
	Esd Vinyl Flooring Static Dissapative 24"X24"			0.00	0	0.00	0	0
	Adhesive Materials Supplied Only	4.00	EA	0.00	0	0.00	0	0
	Roppe® Corporation			0.00	0	0.00	0	0
	Adhesive - ASD-800 (esd Adhesive)			0.00	0	0.00	0	0
	LVT-1 Vinyl Tile Supplied and Installed	1,991.34	SF	0.00	0	0.00	0	0
	Interface Flor			0.00	0	0.00	0	0
	Drawn Lines			0.00	0	0.00	0	0
	Adhesive Materials Supplied Only	7.00	EA	0.00	0	0.00	0	0
	Interface Flor			0.00	0	0.00	0	0
	Adhesive - XL 2000 Plus			0.00	0	0.00	0	0
	Stair Treads Supplied and Installed	140.00	EA	0.00	0	0.00	0	0
	Roppe® Corporation			0.00	0	0.00	0	0
	Stair Tread - Rubber #96 Raised Circular Vantage			0.00	0	0.00	0	0
	Designw/rsr-sn 66"			0.00	0	0.00	0	0
	Stair Nose Epoxy Caulk	27.00	EA	0.00	0	0.00	0	0
	Roppe® Corporation			0.00	0	0.00	0	0
	Adhesive - 610 Epoxy Nose Filler			0.00	0	0.00	0	0
	Rub-1 Rubber Tile Supplied and Installed	2,021.00	SF	0.00	0	0.00	0	0
	Stair Landings			0.00	0	0.00	0	0
	Roppe® Corporation			0.00	0	0.00	0	0
	Rubber Tile - #992 Low Profile Raised Circular			0.00	0	0.00	0	0
	Design 50CMX50CMX1/8"			0.00	0	0.00	0	0
	Rub-2 Rubber Tile Supplied and Installed	344.00	SF	0.00	0	0.00	0	0
	Roppe® Corporation			0.00	0	0.00	0	0
	Rubber Tile - #970 Smooth 50 CM X 50 CM X 1/8"			0.00	0	0.00	0	0
	Adhesive Materials Supplied Only	8.00	EA	0.00	0	0.00	0	0
	Roppe® Corporation			0.00	0	0.00	0	0
	Adhesive - Aw 510 Rubber Tile & Tread 4 Gal			0.00	0	0.00	0	0
	Rb-1 Wall Base Supplied and Installed	12,240.00	LF	0.00	0	0.00	0	0
	Roppe® Corporation			0.00	0	0.00	0	0
	Wall Base - Pinnacle -COVE-4" Roll			0.00	0	0.00	0	0
	RB-2 Wall Base Supplied and Installed	120.00	LF	0.00	0	0.00	0	0
	Roppe® Corporation			0.00	0	0.00	0	0

Wall Base - Pinnacle -COVE-4" Roll		0.00	0	0.00	0	0.00	0	0	0
Transitions	10.00 EA	0.00	0	0.00	0	0.00	0	0	0
Schluter® Systems		0.00	0	0.00	0	0.00	0	0	0
Scheine AE-80 Satin Anodized Aluminum		0.00	0	0.00	0	0.00	0	0	0
Transitions	10.00 EA	0.00	0	0.00	0	0.00	0	0	0
Roppe® Corporation		0.00	0	0.00	0	0.00	0	0	0
Reducer- Vinyl- #169 1/4" Glue Down Reducer		0.00	0	0.00	0	0.00	0	0	0
Transitions	1.00 EA	0.00	0	0.00	0	0.00	0	0	0
Roppe® Corporation		0.00	0	0.00	0	0.00	0	0	0
Reducer- Rubber- #22 1/8" X 1" Reducer Strip- 9' Lgth		0.00	0	0.00	0	0.00	0	0	0
Floor Prep Estimate	250.00 EA	0.00	0	0.00	0	0.00	0	0	0
Flooring Solutions Inc.		0.00	0	0.00	0	0.00	0	0	0
Labor		0.00	0	0.00	0	0.00	0	0	0
Temp Floor protection as needed	1.00 LS	0.00	0	0.00	0	0.00	0	0	0
Addition 250 Bags of Floor Prep	250.00	0.00	0	0.00	0	58.00	14,500	14,500	14,500
Attic Stock		0.00	0	0.00	0	14,308.00	14,308	14,308	14,308
CPT-1 Attic Stock	266.70 SY	0.00	0	0.00	0	0.00	0	0	0
Patcraft Commercial Carpets		0.00	0	0.00	0	0.00	0	0	0
Skill		0.00	0	0.00	0	0.00	0	0	0
CPT-2 Attic Stock	17.94 SY	0.00	0	0.00	0	0.00	0	0	0
Interface Flor		0.00	0	0.00	0	0.00	0	0	0
Play the Angle 25CMX1M		0.00	0	0.00	0	0.00	0	0	0
CPT-3 Attic Stock	30.00 SY	0.00	0	0.00	0	0.00	0	0	0
Shaw Commercial Carpets		0.00	0	0.00	0	0.00	0	0	0
Process Tile		0.00	0	0.00	0	0.00	0	0	0
CPT-4 Attic Stock	5.98 SY	0.00	0	0.00	0	0.00	0	0	0
Interface Flor		0.00	0	0.00	0	0.00	0	0	0
Past Forward Collection- Decades		0.00	0	0.00	0	0.00	0	0	0
CPT-5 Attic Stock	17.94 SY	0.00	0	0.00	0	0.00	0	0	0
Interface Flor		0.00	0	0.00	0	0.00	0	0	0
Open Air 418		0.00	0	0.00	0	0.00	0	0	0
CPT-6 Attic Stock	5.00 SY	0.00	0	0.00	0	0.00	0	0	0
Shaw Commercial Carpets		0.00	0	0.00	0	0.00	0	0	0
Cross Weave		0.00	0	0.00	0	0.00	0	0	0
EF-1 Attic Stock	5.33 SY	0.00	0	0.00	0	0.00	0	0	0
Shaw Commercial Carpets		0.00	0	0.00	0	0.00	0	0	0
Divvy Tile		0.00	0	0.00	0	0.00	0	0	0
ESD Tile 1 Attic Stock	80.00 SF	0.00	0	0.00	0	0.00	0	0	0
Roppe® Corporation		0.00	0	0.00	0	0.00	0	0	0
Esd Vinyl Flooring Static Dissapative 24"X24"		0.00	0	0.00	0	0.00	0	0	0
LVT-1 Attic Stock	107.64 SF	0.00	0	0.00	0	0.00	0	0	0
Interface Flor		0.00	0	0.00	0	0.00	0	0	0
Drawn Lines		0.00	0	0.00	0	0.00	0	0	0
Rub-1 Attic Stock	86.00 SF	0.00	0	0.00	0	0.00	0	0	0
Stair Landings		0.00	0	0.00	0	0.00	0	0	0
Roppe® Corporation		0.00	0	0.00	0	0.00	0	0	0
Rubber Tile - #992 Low Profile Raised Circular		0.00	0	0.00	0	0.00	0	0	0
Design 50CMX50CMX1/8"		0.00	0	0.00	0	0.00	0	0	0
Rub-2 Attic Stock	43.00 SF	0.00	0	0.00	0	0.00	0	0	0
Roppe® Corporation		0.00	0	0.00	0	0.00	0	0	0
Rubber Tile - #970 Smooth 50 CM X 50 CM X 1/8"		0.00	0	0.00	0	0.00	0	0	0
Rb-1 Attic Stock	120.00 LF	0.00	0	0.00	0	0.00	0	0	0
Roppe® Corporation		0.00	0	0.00	0	0.00	0	0	0
Wall Base - Pinnacle -COVE-4" Roll		0.00	0	0.00	0	0.00	0	0	0
Bond	1.00 LS	0.00	0	0.00	0	10,519.48	10,519	10,519	10,519
TOTAL			0		0		445,740		445,740

Project **Williamson County Headquarters GMP - Consolidated Bid Package**

Estimator Alex Paetznick
Bid Date 1/30/2025

DIV.	DESCRIPTION	QUANT.	UNIT	UNIT	LABOR	UNIT	MATERIAL	UNIT	SUB #	TOTALS
				LABOR		MATL.		SUB.		
GMP#3										
09-6723	Epoxy Flooring									
	Resinous Flooring LAF-1	6,324	SF	0.00	0	0.00	0	15.36	97,135	97,135
	Inclusions:			0.00	0	0.00	0	0.00	0	0
	Normal Working Hours.	1	LS	0.00	0	0.00	0	0.00	0	0
	Supervision	1	LS	0.00	0	0.00	0	0.00	0	0
	Liability and Workers Compensation	1	LS	0.00	0	0.00	0	0.00	0	0
	Minor Patching	1	LS	0.00	0	0.00	0	0.00	0	0
	Floor Protection	6,324		0.00	0	0.00	0	2.00	12,648	12,648
	Exclusions:			0.00	0	0.00	0	0.00	0	0
	Electrical Power			0.00	0	0.00	0	0.00	0	0
	Lighting			0.00	0	0.00	0	0.00	0	0
	Dumpster			0.00	0	0.00	0	0.00	0	0
	Floor Protection			0.00	0	0.00	0	0.00	0	0
	Floor Leveling			0.00	0	0.00	0	0.00	0	0
	After Hours Work			0.00	0	0.00	0	0.00	0	0
	Parking			0.00	0	0.00	0	0.00	0	0
	Mechanical Pad Coatings			0.00	0	0.00	0	0.00	0	0
	TOTAL				0		0		109,783	109,783

Project **Williamson County Headquarters GMP - Consolidated Bid Package**

Estimator Alex Paetznick
Bid Date 1/30/2025

DIV.	DESCRIPTION	QUANT.	UNIT	UNIT	LABOR	UNIT	MATERIAL	UNIT	SUB #	TOTALS
				LABOR		MATL.		SUB.		
GMP#3										
10-1133	Misc Office Equipment									
		1	LS	0.00	0	0.00	0	86,954.00	86,954	86,954
	Cabinets	4	EA	0.00	0	0.00	0	0.00	0	0
	Cash Boxes	32	EA	0.00	0	0.00	0	0.00	0	0
	Literature Racks	4	EA	0.00	0	0.00	0	0.00	0	0
	Wire Shelving	4	EA	0.00	0	0.00	0	0.00	0	0
	Markerboards	17	EA	0.00	0	0.00	0	0.00	0	0
	Tackboards	32	EA	0.00	0	0.00	0	0.00	0	0
				0.00	0	0.00	0	0.00	0	0
				0.00	0	0.00	0	0.00	0	0
	TOTAL				0		0		86,954	86,954

Project **Williamson County Headquarters GMP - Consolidated Bid Package**

Estimator Alex Paetznick
Bid Date 1/30/2025

DIV.	DESCRIPTION	QUANT.	UNIT	UNIT LABOR	UNIT MATERIAL	UNIT SUB.	SUB #	TOTALS
				LABOR	MATL.	SUB.		
GMP#3								
10-2113	Toilet Room Partitions & Accessories							
	Provide and Install the following	1	LS	0.00	0	0.00	0	127,850.00 127,850 127,850
	Toilet Compartments	34	EA	0.00	0	0.00	0	0.00 0 0
	Urinal Screens	5	EA	0.00	0	0.00	0	0.00 0 0
	Baby Changing Stations	6	EA	0.00	0	0.00	0	0.00 0 0
	Grab Bars	38	EA	0.00	0	0.00	0	0.00 0 0
	Mirrors	39	EA	0.00	0	0.00	0	0.00 0 0
	Mop Holders	5	EA	0.00	0	0.00	0	0.00 0 0
	AED Cabinets	7	EA	0.00	0	0.00	0	0.00 0 0
	AED Device	7	EA	0.00	0	0.00	0	0.00 0 0
	Knox Box (Not shown on Plans)	2	EA	0.00	0	0.00	0	1,399.00 2,798 2,798
	Bond	1	LS	0.00	0	0.00	0	2,397.00 2,397 2,397
	TOTAL				0		0	133,045 133,045

Project

Williamson County Headquarters GMP - Consolidated Bid Package

Estimator

Alex Paetznick

BID Date

1/30/2025

DIV.	DESCRIPTION	QUANT.	UNIT	UNIT	LABOR	UNIT	MATERIAL	UNIT	SUB #	TOTALS
				LABOR		MATL.		SUB.		
	GMP#3									
10-4200	Signage									
	See Attached Quote	1	LS	0.00	0	0.00	0	436,997.00	436,997	436,997
	8% Price increase 1/1/25 Allowance	1	LS	0.00	0	0.00	0	34,959.76	34,960	34,960
	Bond	1	LS	0.00	0	0.00	0	21,849.85	21,850	21,850
	Wayfinding Sign Allowance	1	LS	0.00	0	0.00	0	300,000.00	300,000	300,000
				0.00	0	0.00	0	0.00	0	0
				0.00	0	0.00	0	0.00	0	0
				0.00	0	0.00	0	0.00	0	0
				0.00	0	0.00	0	0.00	0	0
				0.00	0	0.00	0	0.00	0	0
				0.00	0	0.00	0	0.00	0	0
	TOTAL				0		0		793,807	793,807

Project

Williamson County Headquarters GMP - Consolidated Bid Package

Estimator
Bid Date

Alex Paetznick
1/30/2025

DIV.	DESCRIPTION	QUANT.	UNIT	UNIT	LABOR	UNIT	MATERIAL	UNIT	SUB #	TOTALS
				LABOR		MATL.	SUB.			
GMP#3										
12-0504	Window Coverings									
	MechoShade "M/5" Manual Roller Shades, recess mounted in 4124 Pocket with 2" Closure. EcoVeil 1350 5% open (PVC Free) Fabric, in your choice of color 1370 Shadow Grey. To cover Exterior Windows as noted [SH-B] on RCP Plans.	138	EA	0.00	0	0.00	0	262,885.00	262,885	262,885
	MechoShade "M/5" Manual Double Shades, recess mounted in 5113 Pocket with 5" Closure. EcoVeil 1350 5% open (PVC Free) Fabric and Chelsea 0250 Blackout Fabric. In your choice of colors 1370 Shadow Grey and 0264 Steel. To cover Exterior Windows as noted [SH-C] on RCP Plans.	12	EA	0.00	0	0.00	0	0.00	0	0
	MechoShade "ElectroShade" Motorized (Whisper IQ2+ Motors) Roller Shades, recess mounted in 4124 Pocket with 3" Closure. EcoVeil 1350 5% open (PVC Free) Fabric, in your choice of color 1370 Shadow Grey. To cover Exterior Windows in Tax Lobby W1501 as noted [SH-A] on RCP Plans. 17 total Shade Bands.	8	EA	0.00	0	0.00	0	0.00	0	0
	MechoShade "ElectroShade" Motorized (Whisper IQ2+ Motors) Double Shades, recess mounted in 7113 Pocket with 5" Closure. ThermoVeil 1500 3% open Fabric and Chelsea 0250 Blackout Fabric, in your choice of colors 1520 Shadow Grey and 0264 Steel. To cover Exterior Windows in Commissioners Court E2201 as noted [SH-E] on RCP Plans. 18 total Motors and 36 total Shade Bands.	9	EA	0.00	0	0.00	0	0.00	0	0
	Alternate 13 – MechoShade "M/5" Manual Roller Shades, recess mounted in 4124 Pocket with 2" Closure. EcoVeil 1350 5% open (PVC Free) Fabric, in your choice of color 1370 Charcoal Grey. To cover Exterior Windows in Shell W2800 as noted [SH-D] on RCP Plans.	13	EA	0.00	0	0.00	0	967.31	12,575	12,575
				0.00	0	0.00	0	0.00	0	0
TOTAL							0	0	275,460	275,460

Project

Williamson County Headquarters GMP - Consolidated Bid Package

Estimator
Bid Date

Alex Paetznick
1/30/2025

DIV.	DESCRIPTION	QUANT.	UNIT	UNIT	LABOR	UNIT	MATERIAL	UNIT	SUB #	TOTALS
				LABOR		MATL.		SUB.		
GMP#3										
14-9200	Pneumatic Tube System									
	Hamilton Security Commercial 4'x7" Pneumatics	1	LS	0.00	0	0.00	0	193,316.00	193,316	193,316
	(3) Three HA47 4'x7" Commercial Pneumatics w/ 10.4" LCD displays, two way video and audio									
	All necessary Steel tubing (4' X 7') and Support Hangers and hardware as per Building specs									
	Coordination with GC and others during build process									
	(6) Custom carriers equipped to carry License plates									
	Include all necessary low voltage cable and pulls.									
	Includes 2-year warranty parts and labor warranty.									
	(PHX734GR) Signal-Tech Lanes lights w/ Switches	3	LS	0.00	0	0.00	0	1,028.67	3,086	3,086
	The lead time on this equipment is approximately 8-10 weeks.			0.00	0	0.00	0	0.00	0	0
	TOTAL				0		0		196,402	196,402

Project

Williamson County Headquarters GMP - Consolidated Bid Package

Estimator
Bid Date

Alex Paetznick
1/30/2025

DIV.	DESCRIPTION	QUANT.	UNIT	UNIT	LABOR	UNIT	MATERIAL	UNIT	SUB #	TOTALS
				LABOR		MATL.		SUB.		
GMP#3										
21-1300	Fire Protection									
	Install new wet sprinkler system per NFPA 13	1	LS	0.00	0	0.00	0	437,657.00	437,657	437,657
	Install manual wet standpipe system	1	LS	0.00	0	0.00	0	0.00	0	0
	Install pre-action system (Panel, smokes and preaction valve)	1	LS	0.00	0	0.00	0	0.00	0	0
	Install fire pump per NFPA 20	1	LS	0.00	0	0.00	0	0.00	0	0
	Bond	1	LS	0.00	0	0.00	0	15,318.00	15,318	15,318
	Inclusions:			0.00	0	0.00	0	0.00	0	0
	New wet system			0.00	0	0.00	0	0.00	0	0
	Nitrogen System			0.00	0	0.00	0	0.00	0	0
	Permit and Fees			0.00	0	0.00	0	0.00	0	0
	All work to be per NFPA 13			0.00	0	0.00	0	0.00	0	0
	Pump			0.00	0	0.00	0	0.00	0	0
	Design and calculations as required for permit only			0.00	0	0.00	0	0.00	0	0
	All material to be per NFPA 13			0.00	0	0.00	0	0.00	0	0
	Standpipe			0.00	0	0.00	0	0.00	0	0
	Work during normal hours			0.00	0	0.00	0	0.00	0	0
	Exclusions:			0.00	0	0.00	0	0.00	0	0
	Dry systems for top floor overhang			0.00	0	0.00	0	0.00	0	0
	Anti freeze system on loading dock			0.00	0	0.00	0	0.00	0	0
	Freeze Protection			0.00	0	0.00	0	0.00	0	0
	Raising/Relocating Existing Mains or Branch lines			0.00	0	0.00	0	0.00	0	0
	Adequate water			0.00	0	0.00	0	0.00	0	0
				0.00	0	0.00	0		0	0
	TOTAL				0		0		452,975	452,975

Project

Williamson County Headquarters GMP - Consolidated Bid Package

Estimator
Bid Date

Alex Paetznick
1/30/2025

DIV.	DESCRIPTION	QUANT.	UNIT	UNIT	LABOR	UNIT	MATERIAL	UNIT	SUB #	TOTALS
				LABOR	MATL.	SUB.				
GMP#3										
22-1300	Plumbing									
	Procurement and installation of the following plumbing systems:	1	LS	0.00	0	0.00	0	2,565,363.00	2,565,363	2,565,363
	Sanitary below grade and crawlspace (PVC-DWV)	1	LS	0.00	0	0.00	0	0.00	0	0
	Storm below grade and crawlspace (PVC-DWV)	1	LS	0.00	0	0.00	0	0.00	0	0
	Sanitary waste & vent above grade (No-Hub Cast Iron)	1	LS	0.00	0	0.00	0	0.00	0	0
	Storm above grade (No-Hub Cast Iron)	1	LS	0.00	0	0.00	0	0.00	0	0
	Domestic water (Type L hard drawn copper with lead free sweat connections)	1	LS	0.00	0	0.00	0	0.00	0	0
	Natural gas (Sch.40 Blk.steel with threaded fittings on 2" and smaller – welded connections on 2.5" size and larger)	1	LS	0.00	0	0.00	0	0.00	0	0
	Procurement and installation of the following plumbing fixtures and equipment:	1	LS	0.00	0	0.00	0	0.00	0	0
	(11) EWC, (9) HB-1, (30) L-1, (9) L-2, (5) MS-1, (4) SK-1, (4) SK-2, (3) SK-3, (1) SK-4, (3) TP-1, (12) UR-	1	LS	0.00	0	0.00	0	0.00	0	0
	1A, (19) WC-1, (17) WC-1A, (3) WC-1ATP, (17) WH-1, (29) RD, (20) OD, (5) DSN, (31) FD-1, (1) FD-2, (2) FD-3, (14) FS-1, (6) FS-2, (1) WS-1, (3) GWH, (2) CP, (1) DWP, (3) ESP, (5) GR, (1) NFRH	1	LS	0.00	0	0.00	0	0.00	0	0
	Excavation and backfill for below grade plumbing systems	1	LS	0.00	0	0.00	0	0.00	0	0
	Removal of excess excavation spoils to an off-site location	1	LS	0.00	0	0.00	0	0.00	0	0
	Sleeving and coring for plumbing scope of work	1	LS	0.00	0	0.00	0	0.00	0	0
	Identification labels and tags for plumbing scope of work	1	LS	0.00	0	0.00	0	0.00	0	0
	4" RPZ building backflow device	1	LS	0.00	0	0.00	0	0.00	0	0
	Make-up water backflow device	1	LS	0.00	0	0.00	0	0.00	0	0
	Chlorination of domestic water system within building	1	LS	0.00	0	0.00	0	0.00	0	0
	Galvanized hanging materials for suspended plumbing piping in crawlspace	1	LS	0.00	0	0.00	0	0.00	0	0
	Galvanized sheet metal drip troughs and associated drain piping as shown on sheet P113	1	LS	0.00	0	0.00	0	0.00	0	0
	SuperVoid for below grade plumbing systems as shown on RFI #PB4 dated 6/18/24 (reference dwgs P001/P506)	1	LS	0.00	0	0.00	0	0.00	0	0
	Insulation Associated with the work of the trade (per plans and specifications)	1	LS	0.00	0	0.00	0	0.00	0	0
	Fire caulk and acoustical sealants for plumbing scope	1	LS	0.00	0	0.00	0	0.00	0	0
	Test the plumbing systems as required	1	LS	0.00	0	0.00	0	0.00	0	0
	One (1) year warranty	1	LS	0.00	0	0.00	0	0.00	0	0
	Prevailing Wages Per 'General Decision Number: TX20240275 01-12-2024'	1	LS	0.00	0	0.00	0	0.00	0	0
	Validation under general contractor building permit ONLY	1	LS	0.00	0	0.00	0	0.00	0	0
	Bond	1	LS	0.00	0	0.00	0	28,803.00	28,803	28,803
				0.00	0	0.00	0	0.00	0	0
	TOTAL				0		0		2,594,166	2,594,166

Project

Williamson County Headquarters GMP - Consolidated Bid Package

Estimator
Bid Date

Alex Paetznick
1/30/2025

DIV.	DESCRIPTION	QUANT.	UNIT	UNIT	LABOR	UNIT	MATERIAL	UNIT	SUB #	TOTALS
				LABOR	MATL.	SUB.				
26-1000	Electrical									
	GMP#2			0.00	0	0.00	0	0.00	0	(
	Switchboard Package	1	LS	0.00	0	0.00	0	92,576.00	92,576	92,576
	Quick Ship Add	1	LS	0.00	0	0.00	0	44,382.00	44,382	44,382
	Bond	1	LS	0.00	0	0.00	0	3,424.00	3,424	3,424
	Temporary Electrical to Site	1	LS	0.00	0	0.00	0	49,515.05	49,515	49,515
	Add temporary power to job site 400a single phase			0.00	0	0.00	0	0.00	0	(
	Includes stub up (3") to street pole, disconnect & meter(FBO) on rack/mast just other side of fence			0.00	0	0.00	0	0.00	0	(
	Conduit & wire taken approximately 400' into site			0.00	0	0.00	0	0.00	0	(
	Includes a 1" PVC UG to conex area			0.00	0	0.00	0	0.00	0	(
	GMP#3			0.00	0	0.00	0	0.00	0	(
	3000A Main Exterior Disconnect per Engineer -	1	LS	0.00	0	0.00	0	7,518,400.00	7,518,400	7,518,400
	Big Ass Fans	1	LS	0.00	0	0.00	0	33,783.00	33,783	33,783
	Curtain Stacking	1	LS	0.00	0	0.00	0	31,900.00	31,900	31,900
	Addendum 4	1	LS	0.00	0	0.00	0	1,501.00	1,501	1,501
	Bond	1	LS	0.00	0	0.00	0	35,700.00	35,700	35,700
	Clarifications and Assumptions:			0.00	0	0.00	0	69,483.95	69,484	69,484
	Conduit stubs to accessible ceiling for thermostats are included.			0.00	0	0.00	0	0.00	0	(
	Primary service to utility transformer is included as conduit only. Cable by others.			0.00	0	0.00	0	0.00	0	(
	Elevator shaft power is included per sheet E602.			0.00	0	0.00	0	0.00	0	(
	The utility pad mounted transformer is furnished by others.			0.00	0	0.00	0	0.00	0	(
	Gear lead times:			0.00	0	0.00	0	0.00	0	(
	Panels: 12-14 weeks			0.00	0	0.00	0	0.00	0	(
	Transformers: 12-14 weeks			0.00	0	0.00	0	0.00	0	(
	Location and quantities for EV chargers mentioned in previous budget narrative are not shown. Power to EV chargers is excluded.			0.00	0	0.00	0	0.00	0	(
	The lightning protection system is based on sheet E240. Lighting Protection Class I copper system with aluminum materials where required is included.			0.00	0	0.00	0	0.00	0	(
	Counterpoise is included per sheet E002 and includes providing and installing a 3/0 conductor around the perimeter of building.			0.00	0	0.00	0	0.00	0	(
	Grounding and LP required for drive through canopy is included.			0.00	0	0.00	0	0.00	0	(
	Chiller disconnect - factory mounted non-fused disconnect on chiller			0.00	0	0.00	0	0.00	0	(
	Future spare panels on drawings are not included in this proposal.			0.00	0	0.00	0	0.00	0	(
	Water fountain not circuited on panel schedule assumed to be a 20 amp circuit.			0.00	0	0.00	0	0.00	0	(
	Big ass fans furnished and installed			0.00	0	0.00	0	0.00	0	(
	TV backboxes are included per AV drawings.			0.00	0	0.00	0	0.00	0	(
	Underground conduit and cabling to courtyard fountain is included as an alternate. Any lighting associated with this water feature is provided and installed by others.			0.00	0	0.00	0	0.00	0	(
	Power to fire dampers is included.			0.00	0	0.00	0	0.00	0	(
	Service disconnect location per E001			0.00	0	0.00	0	0.00	0	(
	Power to Four food truck pedestals is included. Pedestals are included as an allowance.			0.00	0	0.00	0	0.00	0	(
	The holes drilled and tapped required for handrail lighting is by others.			0.00	0	0.00	0	0.00	0	(
	Lighting in crawlspace is included with rigid conduit. Lighting in drive through is also included with rigid conduit.			0.00	0	0.00	0	0.00	0	(
	Fire alarm, security, tele data, and A/V systems are conduit stubs and boxes only in this proposal.			0.00	0	0.00	0	0.00	0	(
	Alternate pricing for lighting in second floor area B and 30 additional data drops in shell space W2800 per sheet T122.			0.00	0	0.00	0	0.00	0	(
	BDA, BDA annunciator, and BDA battery backup are furnished and installed by others. Single point connection only under this proposal.			0.00	0	0.00	0	0.00	0	(
	Emergency responder radio riser is included with 2" conduit per sheet ER100, typical donor parapet mounting detail.			0.00	0	0.00	0	0.00	0	(
	Ground bushings per specifications.			0.00	0	0.00	0	0.00	0	(
	Housekeeping pads are by others.			0.00	0	0.00	0	0.00	0	(
	Section 26 12 10 is rough-in only. Cabling is by others.			0.00	0	0.00	0	0.00	0	(
	Alterman acknowledges the rate requirements per the Williamson County Prevailing Wage.			0.00	0	0.00	0	0.00	0	(
	The fire alarm system is not included in this proposal.			0.00	0	0.00	0	0.00	0	(
	Conduits in sheet ES001 are included as empty PVC conduits in trench. Feeders for gate power are the exception.			0.00	0	0.00	0	0.00	0	(
	Concrete included for utility ductbank. All other trenches are backfilled with sand per sheet E601 detail 7.			0.00	0	0.00	0	0.00	0	(
	Per request to supply 3 Big Ass Fan i6-60" outdoor rated per Drawing L2.16. Includes installation, fan controllers, excavation, conduit, cabling and connections.			0.00	0	0.00	0	0.00	0	(
	Per request for additional electrical work associated with Curtain stacking detail. Includes conduit, cabling and connections. Limit switch and push button station FBO. Installation included.			0.00	0	0.00	0	0.00	0	(
	The following items are not included in this proposal:			0.00	0	0.00	0	0.00	0	(
	Formed concrete			0.00	0	0.00	0	0.00	0	(
	Cutting, patching, and painting			0.00	0	0.00	0	0.00	0	(
	Drilling and forming of pole bases			0.00	0	0.00	0	0.00	0	(
	Utility charges			0.00	0	0.00	0	0.00	0	(
	Sales tax			0.00	0	0.00	0	0.00	0	(
	Temperature controls and interlock wiring			0.00	0	0.00	0	0.00	0	(
	Loose motor starters and variable frequency drives			0.00	0	0.00	0	0.00	0	(
	Demolition			0.00	0	0.00	0	0.00	0	(
	Premium time			0.00	0	0.00	0	0.00	0	(
	Roof penetrations and seals			0.00	0	0.00	0	0.00	0	(
	Acoustical pads			0.00	0	0.00	0	0.00	0	(
	Access doors			0.00	0	0.00	0	0.00	0	(
	VFD's and specialty cabling are to be provided by others.			0.00	0	0.00	0	0.00	0	(
	The following systems are not included in this proposal:			0.00	0	0.00	0	0.00	0	(
	Tele/data			0.00	0	0.00	0	0.00	0	(
	CCTV and security			0.00	0	0.00	0	0.00	0	(
	CATV and satellite			0.00	0	0.00	0	0.00	0	(
	P/A and sound			0.00	0	0.00	0	0.00	0	(
	Audio-Visual			0.00	0	0.00	0	0.00	0	(
	Fire Alarm			0.00	0	0.00	0	0.00	0	(
	Pricing is based on the use of code approved raceways and wiring methods, including the use of MC cable.			0.00	0	0.00	0	0.00	0	(
				0.00	0	0.00	0	0.00	0	(
TOTAL						0	0		7,880,665	7,880,665

Project

Williamson County Headquarters GMP - Consolidated Bid Package

Estimator

Alex Paetznick

Bid Date

1/30/2025

DIV.	DESCRIPTION	QUANT.	UNIT	UNIT	LABOR	UNIT	MATERIAL	UNIT	SUB #	TOTALS
				LABOR	MATL.	SUB.				
	GMP#3									
28-0537	ERCES & DAS System									
	ERCES	1	LS	0.00	0	0.00	0	105,925.35	105,925	105,925
	DAS	1	LS	0.00	0	0.00	0	205,105.81	205,106	205,106
	See attached quote			0.00	0	0.00	0	0.00	0	0
				0.00	0	0.00	0	0.00	0	0
				0.00	0	0.00	0	0.00	0	0
	Bond	2.0%		0.00	0	0.00	0	6,220.62	6,221	6,221
	TOTAL				0		0		317,252	317,252

Project

Williamson County Headquarters GMP - Consolidated Bid Package

Estimator
Bid Date

Alex Paetznick
1/30/2025

DIV.	DESCRIPTION	QUANT.	UNIT	UNIT	LABOR	UNIT	MATERIAL	UNIT	SUB #	TOTALS
				LABOR		MATL.		SUB.		
	GMP#3									
28-1600	Security & Intrusion Detection System									
	Intrusion Detection System	1		0.00	0	0.00	0	31,426.64	31,427	31,427
	Security			0.00	0	0.00	0	49,245.00	49,245	49,245
	See attached quote			0.00	0	0.00	0	0.00	0	0
	Bond			0.00	0	0.00	0	1,613.43	1,613	1,613
				0.00	0	0.00	0	0.00	0	0
				0.00	0	0.00	0	0.00	0	0
				0.00	0	0.00	0	0.00	0	0
	TOTAL				0		0		82,285	82,285

Project **Williamson County Headquarters GMP - Consolidated Bid Package**

Estimator Alex Paetznick
Bid Date 1/30/2025

DIV.	DESCRIPTION	QUANT.	UNIT	UNIT LABOR	UNIT MATERIAL	UNIT SUB.	SUB #	TOTALS
				LABOR	MATL.	SUB.		
31-2500	Erosion Control			0.00	0	0.00	0	0
	GMP#1	1	LS	0.00	0	0.00	282,571.00	282,571
	SW3P	18	MO	0.00	0	0.00	0	0
	Silt Fence	2,300	LF	0.00	0	0.00	0	0
	Construction Entrance	2	EA	0.00	0	0.00	0	0
	Concrete Wash Pit	1	EA	0.00	0	0.00	0	0
	Rock Berm	170	LF	0.00	0	0.00	0	0
	Tree Protection	3,800	LF	0.00	0	0.00	0	0
	Inlet Protection	23	EA	0.00	0	0.00	0	0
	Reveg Offsite Work- Bermuda	44,440	SY	0.00	0	0.00	0	0
	Reveg Onsite Work- Bermuda	33,250	SY	0.00	0	0.00	0	0
	Dewatering Skimmer At Pond	1	EA	0.00	0	0.00	0	0
	Temp Watering	78,885	SY	0.00	0	0.00	0	0
	Vegetative Filter Strip	1,200	SY	0.00	0	0.00	0	0
	Erosion Control Maintenance	18	MO	0.00	0	0.00	0	0
	Remove Erosion Control	6,270	LF	0.00	0	0.00	0	0
	GMP#3			0.00	0	0.00	0	0
	Reveg Offsite Work- Bermuda	1,625	SY	0.00	0	0.00	0.80	1,300
				0.00	0	0.00	0	0
	TOTAL				0	0		283,871
								283,871

NOTES AND EXCLUSIONS:

1. Testing Is Excluded
2. Wage Scale Is Included
3. Excludes All Site Development Fees, Tap Fees, Turp Fees, Testing, and Inspections
4. All Water Meters are Excluded
5. Grout Filling of Existing Utility Lines To Be Abandoned Is Excluded
6. Temporary Fence Is Excluded. Please Advise If You Need Pricing.
7. Tax Is Excluded
8. Rpls Surveying and Layout Is Excluded
9. Hazardous Material If Any Is Excluded
10. Haul-off of Other Trades Spoils Is Excluded
11. Temp Shoring Or Bracing of Any Kind Is Excluded
12. Security Fencing for Site Is Excluded
13. P&P BONDS are Excluded
14. Dock Levelers are Excluded
15. Interior Finish Out, Mep, Glass, Doors and Hardware are Excluded
16. All Site Electrical Is Excluded Except for Ductbank for Electrical and Telecom Listed Above
17. Cement Stabilized Subgrade Is Excluded
18. Railroad Insurance and Crossings are Excluded
19. Brick Pavers, Subbase and Hardscape Is Excluded
20. Anything Not Specifically Mentioned In Pricing Above Is Excluded.

Project **Williamson County Headquarters GMP - Consolidated Bid Package**

Estimator Alex Paetznick
Bid Date 1/30/2025

DIV.	DESCRIPTION	QUANT.	UNIT	UNIT LABOR	UNIT MATERIAL	UNIT SUB.	SUB #	TOTALS
				LABOR	MATL.	SUB.		
32-1217	Paving			0.00	0	0.00	0	0
	GMP#1	1		0.00	0	0.00	2,036,940.00	2,036,940
	Subgrade Prep- 3' BOC	34,740	SY	0.00	0	0.00	0	0
	8" Lime Stabilization	33,855	SY	0.00	0	0.00	0	0
	10" Flex Base- 3' BOC	18,750	TN	0.00	0	0.00	0	0
	8" Flex Base- 3' BOC- Concrete	420	TN	0.00	0	0.00	0	0
	3" HMAC TY D- Pg64-22 W/Rap	27,025	SY	0.00	0	0.00	0	0
	Clean 1ST Course HMAC Paving	27,025	SY	0.00	0	0.00	0	0
	Striping and Signage- Site	1	LS	0.00	0	0.00	0	0
	Traffic Control	1	LS	0.00	0	0.00	0	0
	GMP#3	1	LS	0.00	0	0.00	115,380.00	115,380
	Subgrade Prep- 3' BOC	3,310	SY	0.00	0	0.00	0	0
	8" Lime Stabilization	1,700	SY	0.00	0	0.00	0	0
	10" Flex Base- 3' BOC	950	TN	0.00	0	0.00	0	0
	8" Flex Base- 3' BOC- Concrete	650	TN	0.00	0	0.00	0	0
	3" HMAC TY D- PG64-22 W/rap	1,190	SY	0.00	0	0.00	0	0
	Clean 1ST Course HMAC Paving	1,190	SY	0.00	0	0.00	0	0
	Striping and Signage- Site	1	LS	0.00	0	0.00	0	0
	Paving- Addendum #4	1	LS	0.00	0	0.00	360.00	360
	Subgrade Prep- 3' BOC	25	SY	0.00	0	0.00	0	0
	8" Flex Base- 3' BOC- Concrete	10	TN	0.00	0	0.00	0	0
				0.00	0	0.00	0	0
	TOTAL				0	0	2,152,680	2,152,680

NOTES AND EXCLUSIONS:

1. Testing Is Excluded
2. Wage Scale Is Included
3. Excludes All Site Development Fees, Tap Fees, Turp Fees, Testing, and Inspections
4. All Water Meters are Excluded
5. Grout Filling of Existing Utility Lines To Be Abandoned Is Excluded
6. Temporary Fence Is Excluded. Please Advise If You Need Pricing.
7. Tax Is Excluded
8. Rpls Surveying and Layout Is Excluded
9. Hazardous Material If Any Is Excluded
10. Haul-off of Other Trades Spoils Is Excluded
11. Temp Shoring Or Bracing of Any Kind Is Excluded
12. Security Fencing for Site Is Excluded
13. P&P BONDS are Excluded
14. Dock Levelers are Excluded
15. Interior Finish Out, Mep, Glass, Doors and Hardware are Excluded
16. All Site Electrical Is Excluded Except for Ductbank for Electrical and Telecom Listed Above
17. Cement Stabilized Subgrade Is Excluded
18. Railroad Insurance and Crossings are Excluded
19. Brick Pavers, Subbase and Hardscape Is Excluded
20. Anything Not Specifically Mentioned In Pricing Above Is Excluded.

Project **Williamson County Headquarters GMP - Consolidated Bid Package**

Estimator Alex Paetznick
Bid Date 1/30/2025

DIV.	DESCRIPTION	QUANT.	UNIT	UNIT LABOR	LABOR	UNIT MATL.	MATERIAL	UNIT SUB.	SUB #	TOTALS
32-9300 Landscape, Irrigation, Hardscape										
GMP#1										
	Paving Sleeves- 1-4" & 1-6" PVC	460	LF	0.00	0	0.00	0	0.00	0	0
				0.00	0	0.00	0	85.00	39,100	39,100
		1		0.00	0	0.00	0	0.00	0	0
	Landscape	1	LS	0.00	0	0.00	0	4,225,945.00	4,225,945	4,225,945
	Irrigation and Sleeves	1	LS	0.00	0	0.00	0	0.00	0	0
	Pedestrian Brick Pavers- Quartex- Courtyard	15,335	SF	0.00	0	0.00	0	0.00	0	0
	Vehicle Brick Pavers- Archtex- Heavy Duty Paving	5,520	SF	0.00	0	0.00	0	0.00	0	0
	Much Trails With Border	1,485	SY	0.00	0	0.00	0	0.00	0	0
	Grass Pave System Trail With Concrete Border	3,600	SF	0.00	0	0.00	0	0.00	0	0
	Screenwall Footing	135	LF	0.00	0	0.00	0	0.00	0	0
	Seat Wall Footing	215	LF	0.00	0	0.00	0	0.00	0	0
	Signage Wall Footing	45	LF	0.00	0	0.00	0	0.00	0	0
	Retaining Wall Footing and Core Wall	140	LF	0.00	0	0.00	0	0.00	0	0
	9" Mow Strip Band	910	LF	0.00	0	0.00	0	0.00	0	0
	12" Mow Strip Band	90	LF	0.00	0	0.00	0	0.00	0	0
	Site Bench	12	EA	0.00	0	0.00	0	0.00	0	0
	Trash Can & Recycle Bin	2	EA	0.00	0	0.00	0	0.00	0	0
	Lollygagger Sofa	20	EA	0.00	0	0.00	0	0.00	0	0
	Lollygagger Chair	30	EA	0.00	0	0.00	0	0.00	0	0
	3 Seat Carousel Table	4	EA	0.00	0	0.00	0	0.00	0	0
	4 Seat Carousel Table	6	EA	0.00	0	0.00	0	0.00	0	0
	Chipman Table	4	EA	0.00	0	0.00	0	0.00	0	0
	Harpo Lounge Chair	16	EA	0.00	0	0.00	0	0.00	0	0
	12x12 Hip Roof Structure	5	EA	0.00	0	0.00	0	0.00	0	0
	Aluminum Trellace Structure at Courtyard	1	EA	0.00	0	0.00	0	0.00	0	0
	Handrail at Steps	55	LF	0.00	0	0.00	0	0.00	0	0
	Courtyard	1	LS	0.00	0	0.00	0	65,400.00	65,400	65,400
	Seat Wall Footing	33	LF	0.00	0	0.00	0	0.00	0	0
	Pedestrian Pavers	1470	SF	0.00	0	0.00	0	0.00	0	0
	Landscape, Irrigation, Hardscape- Addendum #4	1	LS	0.00	0	0.00	0	-29,000.00	-29,000	-29,000
	Landscape Adjustments	1	LS	0.00	0	0.00	0	0.00	0	0
	TOTAL				0		0		4,301,445	4,301,445

NOTES AND EXCLUSIONS:

1. Testing Is Excluded
2. Wage Scale Is Included
3. Excludes All Site Development Fees, Tap Fees, Turp Fees, Testing, and Inspections
4. All Water Meters are Excluded
5. Grout Filling of Existing Utility Lines To Be Abandoned Is Excluded
6. Temporary Fence Is Excluded. Please Advise If You Need Pricing.
7. Tax Is Excluded
8. Rpls Surveying and Layout Is Excluded
9. Hazardous Material If Any Is Excluded
10. Haul-off of Other Trades Spoils Is Excluded
11. Temp Shoring Or Bracing of Any Kind Is Excluded
12. Security Fencing for Site Is Excluded
13. P&P BONDS are Excluded
14. Dock Levelers are Excluded
15. Interior Finish Out, Mep, Glass, Doors and Hardware are Excluded
16. All Site Electrical Is Excluded Except for Ductbank for Electrical and Telecom Listed Above
17. Cement Stabilized Subgrade Is Excluded
18. Railroad Insurance and Crossings are Excluded
19. Brick Pavers, Subbase and Hardscape Is Excluded
20. Anything Not Specifically Mentioned In Pricing Above Is Excluded.

Project **Williamson County Headquarters GMP - Consolidated Bid Package**
 Estimator Alex Paetznick
 Bid Date 1/30/2025

DIV.	DESCRIPTION	QUANT.	UNIT	UNIT LABOR	UNIT MATERIAL	UNIT SUB.	SUB #	TOTALS
				LABOR	MATL.			
33-1100	Water							
	GMP#1	1	LS	0.00	0	0.00	0	520,655.00
	Tie To Waterline	2	EA	0.00	0	0.00	0	0.00
	8" DI Fire Line	2,285	LF	0.00	0	0.00	0	0.00
	6" DI Fire Line	135	LF	0.00	0	0.00	0	0.00
	4" PVC Waterline	950	LF	0.00	0	0.00	0	0.00
	2" Copper Waterline	60	LF	0.00	0	0.00	0	0.00
	6" DI Fire Lead	100	LF	0.00	0	0.00	0	0.00
	4" Gate Valve	1	EA	0.00	0	0.00	0	0.00
	8" Tee and Stub For Future	3	EA	0.00	0	0.00	0	0.00
	Fire Department Connection	1	EA	0.00	0	0.00	0	0.00
	Fire Hydrant Assembly	4	EA	0.00	0	0.00	0	0.00
	8" Fire Riser Assembly	1	EA	0.00	0	0.00	0	0.00
	6" Fire Riser Assembly	1	EA	0.00	0	0.00	0	0.00
	2" Irrigation Meter Assembly W/ BFP	1	EA	0.00	0	0.00	0	0.00
	4" Meter With Vault	1	EA	0.00	0	0.00	0	0.00
	10" RPZ	1	EA	0.00	0	0.00	0	0.00
	4" Backflow Preventer W/ Vault	1	EA	0.00	0	0.00	0	0.00
	4" Empty Conduit For Food Truck Service	625	LF	0.00	0	0.00	0	0.00
	Temporary Utilities To Trailer Compound	1	LS	0.00	0	0.00	0	0.00
	Flow Fill and Patch Roadway Crossing	1	LS	0.00	0	0.00	0	0.00
	Test Waterline	3,465	LF	0.00	0	0.00	0	0.00
	Traffic Control	1	LS	0.00	0	0.00	0	0.00
	Trench Safety	3,465	LF	0.00	0	0.00	0	0.00
	GMP#3			0.00	0	0.00	0	0.00
	Water- Addendum #4			0.00	0	0.00	0	3,250.00
	Add Rpz Enclosure for Irrigation			0.00	0	0.00	0	0.00
	Water Changes- RFI #53			0.00	0	0.00	0	24,675.00
	8" DI Fire Line	210	LF	0.00	0	0.00	0	0.00
	Lower Domestic Line Below SSL	75	LF	0.00	0	0.00	0	0.00
	8" Gate Valve	1	EA	0.00	0	0.00	0	0.00
	Test Waterline	210	LF	0.00	0	0.00	0	0.00
	Trench Safety	210	LF	0.00	0	0.00	0	0.00
				0.00	0	0.00	0	0.00
				0.00	0	0.00	0	0.00
	TOTAL			0	0	0	0	548,580

NOTES AND EXCLUSIONS:

1. Testing Is Excluded
2. Wage Scale Is Included
3. Excludes All Site Development Fees, Tap Fees, Turp Fees, Testing, and Inspections
4. All Water Meters are Excluded
5. Grout Filling of Existing Utility Lines To Be Abandoned Is Excluded
6. Temporary Fence Is Excluded. Please Advise If You Need Pricing.
7. Tax Is Excluded
8. Rpls Surveying and Layout Is Excluded
9. Hazardous Material If Any Is Excluded
10. Haul-off of Other Trades Spoils Is Excluded
11. Temp Shoring Or Bracing of Any Kind Is Excluded
12. Security Fencing for Site Is Excluded
13. P&P BONDS are Excluded
14. Dock Levelers are Excluded
15. Interior Finish Out, Mep, Glass, Doors and Hardware are Excluded
16. All Site Electrical Is Excluded Except for Ductbank for Electrical and Telecom Listed Above
17. Cement Stabilized Subgrade Is Excluded
18. Railroad Insurance and Crossings are Excluded
19. Brick Pavers, Subbase and Hardscape Is Excluded
20. Anything Not Specifically Mentioned In Pricing Above Is Excluded.

Project

Williamson County Headquarters GMP - Consolidated Bid Package

Estimator
Bid Date

Alex Paetznick
1/30/2025

DIV.	DESCRIPTION	QUANT.	UNIT	UNIT	LABOR	MATERIAL	UNIT	SUB #	TOTALS
				LABOR		MATL.	SUB.		
33-4000	Storm Sewer								
	GMP#1	1	LS	0.00	0	0.00	0	968,220.00	968,220
	6" PVC French Drain	1,980	LF	0.00	0	0.00	0	0.00	0
	6" PVC Discharge Line- French Drain	680	LF	0.00	0	0.00	0	0.00	0
	6" PVC Storm Sewer Line	195	LF	0.00	0	0.00	0	0.00	0
	12" PVC SSL	75	LF	0.00	0	0.00	0	0.00	0
	12" RCP SSL	450	LF	0.00	0	0.00	0	0.00	0
	18" RCP SSL	1,440	LF	0.00	0	0.00	0	0.00	0
	24" RCP SSL	665	LF	0.00	0	0.00	0	0.00	0
	36" RCP SSL	800	LF	0.00	0	0.00	0	0.00	0
	6X3 Box Culvert	95	LF	0.00	0	0.00	0	0.00	0
	6" Cleanout	17	EA	0.00	0	0.00	0	0.00	0
	2X2 Grate Inlet	3	EA	0.00	0	0.00	0	0.00	0
	3X3 Grate Inlets	7	EA	0.00	0	0.00	0	0.00	0
	4X4 Grate Inlets	7	EA	0.00	0	0.00	0	0.00	0
	10' Curb Inlets	9	EA	0.00	0	0.00	0	0.00	0
	6X6 Junction Box	1	EA	0.00	0	0.00	0	0.00	0
	4' Storm Sewer Manhole	1	EA	0.00	0	0.00	0	0.00	0
	6X3 Box Culvert Headwall	2	EA	0.00	0	0.00	0	0.00	0
	6" Safety End Treatment	3	EA	0.00	0	0.00	0	0.00	0
	12" Safety End Treatment	3	EA	0.00	0	0.00	0	0.00	0
	24" Safety End Treatment	1	EA	0.00	0	0.00	0	0.00	0
	36" Safety End Treatment	2	EA	0.00	0	0.00	0	0.00	0
	Rock Rip Rap	40	CY	0.00	0	0.00	0	0.00	0
	Trench Safety	6,380	LF	0.00	0	0.00	0	0.00	0
	GMP#3			0.00	0	0.00	0	0.00	0
	Storm Sewer- Addendum #4	1	LS	0.00	0	0.00	0	-2,775.00	-2,775
	18" Rcp Ssl- L&e Only	-88	LF	0.00	0	0.00	0	0.00	0
	24" Rcp Ssl- L&e Only	-26	LF	0.00	0	0.00	0	0.00	0
	Add 36"X18" Wye W/ Reducer	1	EA	0.00	0	0.00	0	0.00	0
	Trench Safety	-114	LF	0.00	0	0.00	0	0.00	0
	Storm Sewer- RFI #48, #51, #52 & #56	1	LS	0.00	0	0.00	0	84,414.00	84,414
	6" PVC French Drain	42	LF	0.00	0	0.00	0	0.00	0
	6" PVC Discharge Line- French Drain	530	LF	0.00	0	0.00	0	0.00	0
	12" PVC SSL	205	LF	0.00	0	0.00	0	0.00	0
	18" Rcp SSL	18	LF	0.00	0	0.00	0	0.00	0
	Add 24"X18" WYE W/ Reducer	1	EA	0.00	0	0.00	0	0.00	0
	6" Cleanout	1	EA	0.00	0	0.00	0	0.00	0
	2x2 Grate Inlet	1	EA	0.00	0	0.00	0	0.00	0
	Landscape Drains	18	EA	0.00	0	0.00	0	0.00	0
	Trench Safety	795	LF	0.00	0	0.00	0	0.00	0
				0.00	0	0.00	0	0.00	0
				0.00	0	0.00	0	0.00	0
	TOTAL				0	0		1,049,859	1,049,859

NOTES AND EXCLUSIONS:

1. Testing Is Excluded
2. Wage Scale Is Included
3. Excludes All Site Development Fees, Tap Fees, Turp Fees, Testing, and Inspections
4. All Water Meters are Excluded
5. Grout Filling of Existing Utility Lines To Be Abandoned Is Excluded
6. Temporary Fence Is Excluded. Please Advise If You Need Pricing.
7. Tax Is Excluded
8. Rpls Surveying and Layout Is Excluded
9. Hazardous Material If Any Is Excluded
10. Haul-off of Other Trades Spoils Is Excluded
11. Temp Shoring Or Bracing of Any Kind Is Excluded
12. Security Fencing for Site Is Excluded
13. P&P BONDS are Excluded
14. Dock Levelers are Excluded
15. Interior Finish Out, Mep, Glass, Doors and Hardware are Excluded
16. All Site Electrical Is Excluded Except for Ductbank for Electrical and Telecom Listed Above
17. Cement Stabilized Subgrade Is Excluded
18. Railroad Insurance and Crossings are Excluded
19. Brick Pavers, Subbase and Hardscape Is Excluded
20. Anything Not Specifically Mentioned In Pricing Above Is Excluded.

Project

Williamson County Headquarters GMP - Consolidated Bid Package

Estimator
Bid Date

Alex Paetznick
1/30/2025

DIV.	DESCRIPTION	QUANT.	UNIT	UNIT	LABOR	UNIT	MATERIAL	UNIT	SUB #	TOTALS
				LABOR		MATL.		SUB.		
51-7100	Layout Engineering, CAD & Drone & BIM Coordination									
				0.00	0	0.00	0	0.00	0	0
	GMP#2			0.00	0	0.00	0	0.00	0	0
	Layout all site work and CAD services for construction	80	HRS	0.00	0	0.00	0	125.00	10,000	10,000
	Drone Survey	20	EA	0.00	0	0.00	0	300.00	6,000	6,000
				0.00	0	0.00	0	0.00	0	0
	GMP#3			0.00	0	0.00	0	0.00	0	0
	Layout all site work and CAD services for construction	450	HRS	0.00	0	0.00	0	125.00	56,250	56,250
		0	SF	0.00	0	0.00	0	0.00	0	0
		0	SF	0.00	0	0.00	0	0.00	0	0
		0	SF	0.00	0	0.00	0	0.00	0	0
		0	LF	0.00	0	0.00	0	0.00	0	0
		0	LS	0.00	0	0.00	0	0.00	0	0
		0	PIs	0.00	0	0.00	0	0.00	0	0
	TOTAL				0		0		72,250	72,250

Project

Williamson County Headquarters GMP - Consolidated Bid Package

Estimator
Bid Date

Alex Paetznick
1/30/2025

DIV.	DESCRIPTION	QUANT.	UNIT	UNIT	LABOR	UNIT	MATERIAL	UNIT	SUB #	TOTALS
				LABOR		MATL.		SUB.		
51-8920	Work yet to be procured									
	GMP#1	3.00% LS		0.00	0	0.00	0	0.00	0	0
				0.00	0	0.00	0	6,353,044.00	190,591	190,591
	GMP#2	4.00% LS		0.00	0	0.00	0	0.00	0	0
				0.00	0	0.00	0	3,107,370.20	124,295	124,295
	GMP#2A	0%		0.00	0	0.00	0	0.00	0	0
				0.00	0	0.00	0	0.00	0	0
	GMP#3	4%		0.00	0	0.00	0	0.00	0	0
				0.00	0	0.00	0	59,170,274.42	2,366,811	2,366,811
				0.00	0	0.00	0	0.00	0	0
	TOTAL				0		0		2,681,697	2,681,697

Project **Williamson County Headquarters GMP - Consolidated Bid Package**

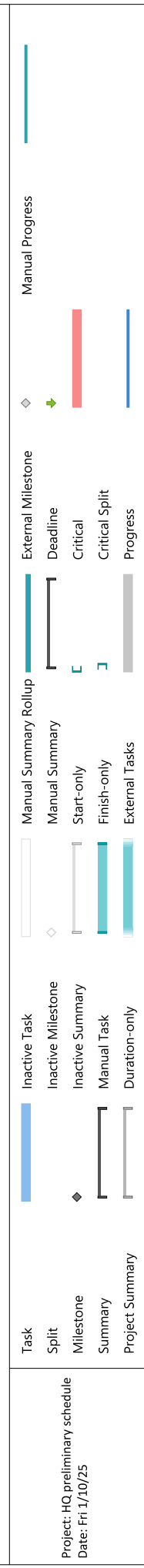
Estimator Alex Paetznick
Bid Date 1/30/2025

DIV.	DESCRIPTION	QUANT.	UNIT	UNIT LABOR	UNIT MATERIAL	UNIT SUB.	SUB #	TOTALS
				LABOR	MATL.	SUB.		
51-8920	Work yet to be designed 3.5%			0.00	0	0.00	0	0
	GMP#1			0.00	0	0.00	0	0
				0.00	0	0.00	0	0
	GMP#2			0.00	0	0.00	0	0
				0.00	0	0.00	0	0
	GMP#3	1	LS	0.00	0	0.00	2,070,960.00	2,070,960
				0.00	0	0.00	0	0
	TOTAL				0	0	2,070,960	2,070,960



Master Project Schedule

ID	Task Mode	Task Name	Duration	Baseline Start	Baseline Finish	Actual Start	Actual Finish	Early Start	Early Finish
1	🔧	SITE	447 days	Fri 3/22/24	Tue 11/25/25	Fri 3/22/24	NA	Fri 3/22/24	Mon 12/8/25
2	🔧	SITWORK	170 days	Fri 3/22/24	Thu 1/16/25	Fri 3/22/24	Thu 11/14/24	Fri 3/22/24	Thu 11/14/24
3	🔧	SW - TCEQ PERMIT	1 day	Fri 3/22/24	Fri 3/22/24	Fri 3/22/24	Fri 3/22/24	Fri 3/22/24	Fri 3/22/24
4	🔧	SW - EROSION CONTROLS	0 days	Mon 4/1/24	Tue 4/2/24	Mon 4/1/24	Tue 4/2/24	Mon 4/1/24	Tue 4/2/24
5	🔧	SW - NOTICE TO PROCEED	1 day	Wed 4/3/24	Wed 4/3/24	Wed 4/3/24	Wed 4/3/24	Wed 4/3/24	Wed 4/3/24
6	🔧	SW - SITE ACCESS/CONST. ENTRANCES	4 days	Fri 4/5/24	Wed 4/10/24	Fri 4/5/24	Wed 4/10/24	Fri 4/5/24	Wed 4/10/24
7	🔧	SW - TEMPORARY ROADS	3 days	Fri 4/5/24	Thu 4/11/24	Fri 4/5/24	Thu 4/11/24	Fri 4/5/24	Thu 4/11/24
8	🔧	SW - STAGING AREA	4 days	Fri 4/5/24	Fri 4/12/24	Fri 4/5/24	Fri 4/12/24	Fri 4/5/24	Fri 4/12/24
9	🔧	SW - CLEAR & GRUB	7 days	Mon 4/8/24	Fri 4/19/24	Mon 4/8/24	Fri 4/19/24	Mon 4/8/24	Fri 4/19/24
10	🔧	SW - STRIP TOPSOIL	0 days	Mon 4/8/24	Fri 4/19/24	Mon 4/8/24	Fri 4/19/24	Mon 4/8/24	Fri 4/19/24
11	🔧	SW - SELECTIVE CLEARING AT TRAIL SYSTEM	5 days	Wed 4/17/24	Tue 4/23/24	Wed 4/17/24	Tue 4/23/24	Wed 4/17/24	Tue 4/23/24
12	🔧	SW - ROUGH CUT POND	1 day	Fri 4/19/24	Sat 4/20/24	Fri 4/19/24	Sat 4/20/24	Fri 4/19/24	Sat 4/20/24
13	🔧	SW - EXC & EMBANK	10 days	Mon 4/22/24	Fri 5/3/24	Mon 4/22/24	Fri 5/3/24	Mon 4/22/24	Fri 5/3/24
14	🔧	SW - STORM SEWER	60 days	Thu 5/30/24	Wed 6/26/24	Thu 5/30/24	Wed 6/26/24	Thu 5/30/24	Wed 6/26/24
15	🔧	SW - WW	0 days	Thu 6/20/24	Wed 7/3/24	Thu 6/20/24	Wed 7/3/24	Thu 6/20/24	Wed 7/3/24
16	🔧	SW - FIRE LINE	83 days	Thu 6/27/24	Wed 7/17/24	Mon 6/17/24	Wed 10/9/24	Mon 6/17/24	Wed 10/9/24
17	🔧	SW - FRENCH DRAIN PKG LOT	0 days	Mon 7/22/24	Fri 7/26/24	Mon 7/22/24	Sat 7/27/24	Mon 7/22/24	Sat 7/27/24
18	🔧	SW - DOMESTIC WATER	17 days	Mon 7/11/24	Wed 7/24/24	Mon 7/29/24	Tue 8/20/24	Mon 7/29/24	Tue 8/20/24
19	🔧	SW - ELECTRIC, COMM & SECURITY CONDUITS	58 days	Mon 7/22/24	Fri 8/9/24	Tue 8/13/24	Thu 10/31/24	Tue 8/13/24	Thu 10/31/24
20	🔧	SW - GAS	1 day	Mon 9/9/24	Wed 9/11/24	Mon 8/19/24	Thu 8/22/24	Mon 8/19/24	Thu 8/22/24
21	🔧	SW - IRRIGATION SLEEVES	9 days	Tue 9/10/24	Thu 9/12/24	Wed 8/28/24	Mon 9/9/24	Wed 8/28/24	Mon 9/9/24
22	🔧	SW - GEOGRID SUBGRADE	14 days	Wed 9/11/24	Tue 9/24/24	Fri 9/13/24	Wed 10/2/24	Fri 9/13/24	Wed 10/2/24
23	🔧	SW - FIRST COURSE BASE	10 days	Wed 9/18/24	Tue 9/24/24	Fri 9/13/24	Thu 10/3/24	Fri 9/13/24	Thu 10/3/24
24	🔧	SW - FIRST CURB & GUTTER	27 days	Fri 9/20/24	Thu 10/10/24	Fri 10/4/24	Mon 11/11/24	Fri 10/4/24	Mon 11/11/24
25	🔧	SW - BACKFILL CURBS	6 days	Fri 10/4/24	Thu 10/10/24	Thu 10/10/24	Tue 11/12/24	Thu 10/10/24	Tue 11/12/24
26	🔧	SW - SECOND COURSE BASE	13 days	Wed 10/9/24	Tue 10/15/24	Tue 10/22/24	Sat 11/9/24	Tue 10/22/24	Sat 11/9/24
27	🔧	SW - FIRST COURSE HMAC	3 days	Tue 10/15/24	Wed 10/16/24	Tue 11/12/24	Thu 11/14/24	Tue 11/12/24	Thu 11/14/24
28	🔧	FIRE LANE	40 days	Wed 12/25/24	Mon 2/3/25	NA	NA	Tue 9/9/25	Mon 11/3/25
29	🔧	FL - RIBBON CURBS	5 days	Wed 12/25/24	Tue 12/31/24	NA	NA	Tue 9/9/25	Mon 9/15/25
30	🔧	FL - PAVER SUBSLABS	10 days	Wed 1/1/25	Thu 1/9/25	NA	NA	Tue 9/16/25	Mon 9/29/25
31	🔧	FL - UNIT PAVERS	20 days	Tue 1/7/25	Mon 2/3/25	NA	NA	Tue 9/30/25	Mon 10/27/25
32	🔧	FL - COLLAPSIBLE BOLLARDS	5 days	Tue 1/21/25	Mon 1/27/25	NA	NA	Tue 10/28/25	Mon 11/3/25
33	🔧	EXT. SITE IMPROVEMENTS	354 days	Fri 10/4/24	Tue 12/31/24	Tue 7/16/24	NA	Tue 7/16/24	Fri 11/21/25
34	🔧	ESI - DRIVE THROUGH TUNNEL	52 days	Fri 10/4/24	Thu 10/17/24	Tue 7/16/24	Wed 9/25/24	Tue 7/16/24	Wed 9/25/24
35	🔧	ESI - CHILLER YARD SLAB	5 days	Fri 10/11/24	Tue 10/15/24	NA	NA	Thu 6/5/25	Wed 6/11/25
36	🔧	ESI - CHILLER EQUIPMENT PADS	5 days	Tue 10/15/24	Thu 10/17/24	NA	NA	Mon 6/9/25	Fri 11/21/25
37	🔧	ESI - CHILLER WALL CMU	8 days	Thu 10/17/24	Mon 10/28/24	NA	NA	Wed 6/11/25	Fri 6/20/25
38	🔧	ESI - LOUVER GALV. FENCING	5 days	Wed 10/23/24	Tue 10/29/24	NA	NA	Tue 6/17/25	Mon 6/23/25
39	🔧	ESI - DUMPSTER ENCLOSURE	12 days	Mon 10/28/24	Tue 11/12/24	NA	NA	Fri 6/20/25	Mon 7/7/25



Project: HQ preliminary schedule
Date: Fri 1/10/25

Manual Progress

External Milestone

Manual Summary Rollup

Manual Summary

Start-only

Finish-only

External Tasks

Inactive Task

Inactive Milestone

Inactive Summary

Manual Task

Duration-only

Task

Split

Milestone

Summary

Project Summary

Deadline

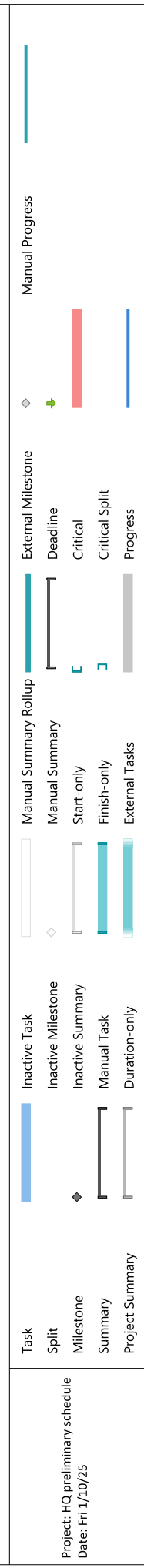
Critical

Critical Split

Progress

Page 252 of 261

ID	Task Mode	Task Name	Duration	Baseline Start	Baseline Finish	Actual Start	Actual Finish	Early Start	Early Finish	2024	2025
40	🔧	ESI - DRIVE-THRU	21 days	Tue 11/5/24	Tue 12/3/24	NA	NA	Mon 6/30/25	Mon 7/28/25		
41	🔧	ESI - SIDEWALKS & HC RAMPS	31 days	Tue 11/19/24	Tue 12/31/24	NA	NA	Mon 7/14/25	Mon 8/25/25		
42	🔧	ESI - REMAINING CURB & GUTTER	10 days	NA	NA	NA	NA	Tue 8/26/25	Mon 9/8/25		
43	🔧	ESI - CONCRETE PAVING	11 days	Tue 12/10/24	Tue 12/24/24	NA	NA	Mon 8/4/25	Mon 8/18/25		
44	🔧	ESI-FINAL COURSE HMIAC	2 days	Fri 1/10/25	Mon 1/13/25	NA	NA	Tue 9/30/25	Wed 10/1/25		
45	🔧	ESI-PAVEMENT MARKINGS	2 days	Tue 1/14/25	Wed 1/15/25	NA	NA	Thu 10/2/25	Fri 10/3/25		
46	🔧	ESI -SITE SIGNAGE	3 days	Tue 1/14/25	Thu 1/16/25	NA	NA	Thu 10/2/25	Mon 10/6/25		
47	🔧	SITE ELECTRICAL	137 days	Mon 8/5/24	Tue 9/10/24	Mon 8/12/24	NA	Mon 8/12/24	Mon 2/18/25		
48	🔧	SE - UG DUCTBANK	0 days	Mon 8/5/24	Fri 8/23/24	Mon 8/12/24	Mon 8/12/24	Mon 8/12/24	Mon 8/12/24		
49	🔧	SE - SECONDARY	40 days	Thu 8/15/24	Wed 8/21/24	Wed 8/21/24	Tue 10/15/24	Wed 8/21/24	Tue 10/15/24		
50	🔧	SE - TRANSFORMER & PAD	32 days	Tue 8/20/24	Thu 8/22/24	Mon 8/19/24	Tue 10/8/24	Mon 8/19/24	Tue 10/8/24		
51	🔧	SE - EV CHARGER CONDUITS	7 days	Fri 9/6/24	Tue 9/10/24	Thu 8/22/24	Thu 10/24/24	Thu 8/22/24	Thu 10/24/24		
52	🔧	SE - GROUND BOXES	6 days	Mon 8/12/24	Fri 8/16/24	Tue 11/5/24	Tue 11/12/24	Tue 11/5/24	Tue 11/12/24		
53	🔧	SE - LIGHT POLE BASES	20 days	Thu 8/22/24	Fri 8/30/24	NA	NA	Wed 1/22/25	Tue 2/18/25		
54	🔧	TRAIL SYSTEM	279 days	Fri 8/29/25	Tue 11/25/25	Tue 11/12/24	NA	Tue 11/12/24	Fri 12/5/25		
55	🔧	TS - ROUGH CUT TRAILS	9 days	Fri 8/29/25	Thu 9/18/25	Tue 11/12/24	Fri 11/22/24	Tue 11/12/24	Fri 11/22/24		
56	🔧	TS - SEATING CIRCLES	15 days	Fri 9/19/25	Thu 10/9/25	NA	NA	Mon 8/4/25	Fri 8/22/25		
57	🔧	TS - SHADE STRUCTURES	5 days	NA	NA	NA	NA	Mon 8/25/25	Fri 8/29/25		
58	🔧	TS - LIGHTING	15 days	Wed 10/1/25	Tue 10/21/25	NA	NA	Mon 9/1/25	Fri 9/19/25		
59	🔧	TS - BUBBLERS	15 days	Mon 10/13/25	Fri 10/31/25	NA	NA	Mon 9/22/25	Fri 10/10/25		
60	🔧	TS - TREES	10 days	Wed 10/22/25	Tue 11/4/25	NA	NA	Mon 10/13/25	Fri 10/24/25		
61	🔧	TS - CEDAR LOG EDGING	20 days	Wed 10/29/25	Tue 11/25/25	NA	NA	Mon 10/27/25	Fri 11/21/25		
62	🔧	TS - MULCH	5 days	Wed 11/12/25	Mon 11/17/25	NA	NA	Mon 11/24/25	Fri 11/28/25		
63	🔧	TS - SIGNAGE	3 days	Thu 11/13/25	Mon 11/17/25	NA	NA	Mon 12/1/25	Wed 12/3/25		
64	🔧	TS - FURNITURE	2 days	Mon 11/17/25	Tue 11/18/25	NA	NA	Thu 12/4/25	Fri 12/5/25		
65	🔧	NORTH ENTRY PLAZA	343 days	Fri 10/11/24	Tue 1/21/25	Tue 8/13/24	NA	Tue 8/13/24	Thu 12/4/25		
66	🔧	NEP - SUBGRADE	0 days	Fri 10/11/24	Tue 10/15/24	Tue 8/13/24	Tue 8/13/24	Tue 8/13/24	Tue 8/13/24		
67	🔧	NEP - PLUMBING & DRAIN LINES	5 days	Wed 10/16/24	Tue 10/22/24	NA	NA	Tue 7/29/25	Mon 8/4/25		
68	🔧	NEP - UG ELECTRICAL	5 days	Mon 10/21/24	Fri 10/25/24	NA	NA	Tue 8/5/25	Mon 8/11/25		
69	🔧	NEP - IRRIGATION SLEEVES	2 days	Wed 10/23/24	Thu 10/24/24	NA	NA	Tue 8/12/25	Wed 8/13/25		
70	🔧	NEP - SEATWALL & PLANTER FOOTINGS	6 days	Thu 10/24/24	Thu 10/31/24	NA	NA	Thu 8/14/25	Thu 8/21/25		
71	🔧	NEP - RET. WALLS	10 days	Tue 10/29/24	Mon 11/11/24	NA	NA	Fri 8/22/25	Thu 9/4/25		
72	🔧	NEP - RIBBON CURBS	3 days	Tue 11/5/24	Thu 11/7/24	NA	NA	Fri 9/5/25	Tue 9/9/25		
73	🔧	NEP - MAIN ENTRY STAIRS	10 days	Fri 11/8/24	Thu 11/28/24	NA	NA	Wed 9/10/25	Tue 9/23/25		
74	🔧	NEP - ADA RAMPS	6 days	Wed 11/20/24	Tue 12/3/24	NA	NA	Wed 9/24/25	Wed 10/1/25		
75	🔧	NEP - SEATWALL & PLANTERS	15 days	Wed 11/27/24	Tue 12/24/24	NA	NA	Thu 10/2/25	Wed 10/22/25		
76	🔧	NEP - UNIT PAVER SUBSLABS	4 days	Wed 12/11/24	Mon 12/16/24	NA	NA	Thu 10/23/25	Tue 10/28/25		
77	🔧	NEP - UNIT PAVERS	15 days	Tue 12/17/24	Mon 1/13/25	NA	NA	Wed 10/29/25	Tue 11/18/25		
78	🔧	NEP - LIGHTED BOLLARDS & LIGHT POLES	7 days	Tue 12/31/24	Wed 1/8/25	NA	NA	Wed 11/19/25	Thu 11/27/25		



Project: HQ preliminary schedule
Date: Fri 1/10/25

Manual Progress

External Milestone

Deadline

Critical

Critical Split

Progress

Manual Summary Rollup

Manual Summary

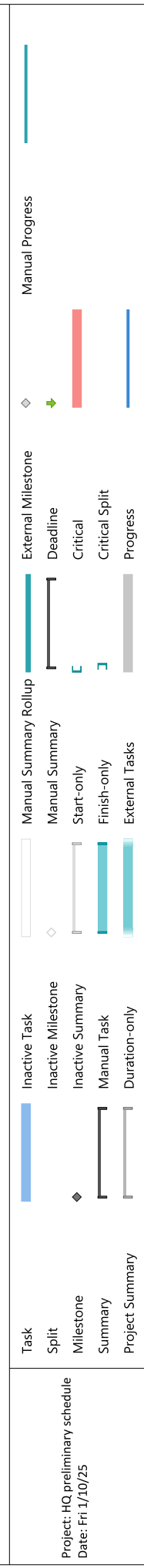
Start-only

Finish-only

External Tasks

Page 253 of 261

ID	Task Mode	Task Name	Duration	Baseline Start	Baseline Finish	Actual Start	Actual Finish	Early Start	Early Finish
79	🔧	NEP - ILLUMINATED HANDRAILS	5 days	Mon 1/6/25	Fri 1/10/25	NA	NA	Fri 11/28/25	Thu 12/4/25
80	🔧	NEP - TABLES & CHAIRS	3 days	Mon 1/13/25	Wed 1/15/25	NA	NA	Wed 11/19/25	Fri 11/21/25
81	🔧	NEP - BENCHES	2 days	Thu 1/16/25	Fri 1/17/25	NA	NA	Wed 11/19/25	Thu 11/20/25
82	🔧	NEP - FLAG POLES	3 days	Mon 1/20/25	Tue 1/21/25	NA	NA	Wed 11/19/25	Fri 11/21/25
83	🔧	SOUTH ENTRY PLAZA	332 days	Wed 1/22/25	Fri 4/4/25	Mon 8/19/24	NA	Mon 8/19/24	Tue 11/25/25
84	🔧	SEP - SUBGRADE	0 days	Wed 1/22/25	Fri 1/24/25	Mon 8/19/24	Mon 8/19/24	Mon 8/19/24	Mon 8/19/24
85	🔧	SEP - PLUMBING & DRAIN LINES	5 days	Fri 1/24/25	Thu 1/30/25	NA	NA	Tue 8/5/25	Mon 8/11/25
86	🔧	SEP - UG ELECTRICAL	5 days	Wed 1/29/25	Mon 2/3/25	NA	NA	Tue 8/12/25	Mon 8/18/25
87	🔧	SEP - IRRIGATION SLEEVES	2 days	Fri 1/31/25	Mon 2/3/25	NA	NA	Tue 8/19/25	Wed 8/20/25
88	🔧	SEP - ADA RAMPS	5 days	NA	NA	NA	NA	Thu 8/21/25	Wed 8/27/25
89	🔧	SEP - SEATWALL & PLANTER FOOTINGS	5 days	Tue 2/4/25	Fri 2/7/25	NA	NA	Thu 8/28/25	Wed 9/3/25
90	🔧	SEP - SCREENWALLS	5 days	Thu 2/6/25	Wed 2/19/25	NA	NA	Thu 9/4/25	Wed 9/10/25
91	🔧	SEP - RIBBON CURBS @ PAVERS	10 days	NA	NA	NA	NA	Thu 9/11/25	Wed 9/24/25
92	🔧	SEP - SEATWALL & PLANTERS	10 days	Tue 2/18/25	Mon 3/10/25	NA	NA	Thu 9/25/25	Wed 10/8/25
93	🔧	SEP - UNIT PAVES SUBSLABS	5 days	Thu 2/27/25	Tue 3/4/25	NA	NA	Thu 9/25/25	Wed 10/15/25
94	🔧	SEP - UNIT PAVERS	10 days	Mon 3/3/25	Wed 3/26/25	NA	NA	Thu 10/16/25	Wed 10/29/25
95	🔧	SEP - LIGHTED BOLLARDS & LIGHT POLES	5 days	Thu 3/13/25	Tue 3/18/25	NA	NA	Thu 10/30/25	Wed 11/5/25
96	🔧	SEP - SHADE STRUCTURE	10 days	Mon 3/17/25	Fri 4/4/25	NA	NA	Thu 11/6/25	Wed 11/19/25
97	🔧	SEP - TABLES & CHAIRS	2 days	Wed 3/26/25	Fri 3/28/25	NA	NA	Thu 11/20/25	Fri 11/21/25
98	🔧	SEP - BENCHES	2 days	Mon 3/31/25	Tue 4/1/25	NA	NA	Mon 11/20/25	Tue 11/25/25
99	🔧	LANDSCAPING	25 days	Wed 10/1/25	Tue 11/11/25	NA	NA	Tue 11/4/25	Mon 12/8/25
100	🔧	LS - TREES	20 days	Wed 10/1/25	Tue 10/28/25	NA	NA	Tue 11/4/25	Mon 12/1/25
101	🔧	LS - PLANTINGS	20 days	Wed 10/15/25	Tue 11/11/25	NA	NA	Tue 11/11/25	Mon 12/8/25
102	🔧	LS - SOIL MIX	15 days	Wed 10/29/25	Tue 11/11/25	NA	NA	Tue 11/18/25	Mon 12/8/25
103	🔧	LS - MULCH	5 days	Wed 11/5/25	Tue 11/11/25	NA	NA	Tue 12/2/25	Mon 12/8/25
104	🔧	BUILDING	400 days	Mon 5/27/24	Fri 11/28/25	Mon 5/27/24	NA	Mon 5/27/24	Fri 12/5/25
105	🔧	PIER & GB PACKAGE	216 days	Mon 5/27/24	Mon 11/4/24	Mon 5/27/24	NA	Mon 5/27/24	Mon 3/24/25
106	🔧	PP - EXCAVATE BUILDING CRAWLSPACE	0 days	Mon 5/27/24	Wed 6/19/24	Mon 5/27/24	Sat 6/8/24	Mon 5/27/24	Sat 6/8/24
107	🔧	PP - CRAWLSPACE DRAINAGE	0 days	Wed 7/31/24	Tue 8/6/24	Wed 6/12/24	Fri 6/14/24	Wed 6/12/24	Fri 6/14/24
108	🔧	PP - DRILLED PIERS (BLDG., DRIVE THRU, CHILLER PAD)	15 days	Mon 6/17/24	Fri 7/12/24	Mon 6/17/24	Fri 7/5/24	Mon 6/17/24	Fri 7/5/24
109	🔧	PP - FOUNDATION FRENCH DRAIN	0 days	Tue 10/22/24	Mon 11/4/24	Wed 7/3/24	Tue 7/9/24	Wed 7/3/24	Tue 7/9/24
110	🔧	PP - VAPOR BARRIER & MUD SLAB	88 days	Tue 8/6/24	Mon 8/19/24	Mon 7/8/24	Wed 11/6/24	Mon 7/8/24	Wed 11/6/24
111	🔧	PP - GRADE BEAMS & PIER CAPS	8 days	Wed 8/21/24	Tue 9/17/24	Tue 7/16/24	Wed 11/13/24	Wed 7/16/24	Wed 11/13/24
112	🔧	PP - GRADE BEAM WELD PLATES & ANCHOR BOLTS	4 days	Thu 9/12/24	Wed 9/25/24	Wed 7/24/24	Wed 11/13/24	Wed 7/24/24	Wed 11/13/24
113	🔧	PP - STUB COLUMNS & ANCHOR BOLTS	18 days	Mon 7/15/24	Fri 8/2/24	Fri 7/26/24	Tue 8/20/24	Fri 7/26/24	Tue 8/20/24
114	🔧	PP - UTILITY SLEEVES AT GB'S (6)	11 days	Tue 8/6/24	Mon 8/12/24	Tue 8/6/24	Tue 8/20/24	Tue 8/6/24	Tue 8/20/24
115	🔧	PP - GRADE BEAM CARTON FORMS	6 days	Wed 8/14/24	Tue 8/27/24	Fri 8/9/24	Fri 11/8/24	Fri 8/9/24	Fri 11/8/24
116	🔧	PP - GB SOIL RETAINERS & WATERPROOFING	0 days	Mon 9/30/24	Fri 10/11/24	Tue 9/24/24	Fri 11/15/24	Tue 9/24/24	Fri 11/15/24
117	🔧	PP - ELEVATOR PITS	12 days	Mon 7/1/24	Fri 7/19/24	Thu 10/3/24	Fri 10/18/24	Thu 10/3/24	Fri 10/18/24



Project: HQ preliminary schedule
Date: Fri 1/10/25

Manual Summary Rollup

- Manual Summary
- Start-only
- Finish-only
- External Tasks

External Milestone

- Deadline
- Critical
- Critical Split
- Progress

Task

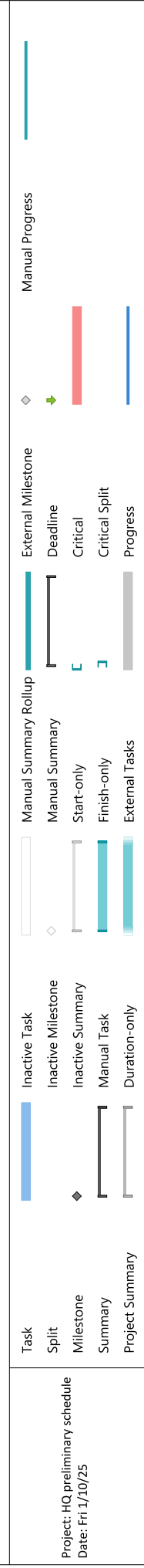
- Inactive Task
- Inactive Milestone
- Inactive Summary
- Manual Task
- Duration-only

Task Summary

Manual Progress

Page 254 of 261

ID	Task Mode	Task Name	Duration	Baseline Start	Baseline Finish	Actual Start	Actual Finish	Early Start	Early Finish
118	🔍	PP - BACKFILL GB'S	5 days	Thu 10/10/24	Wed 10/23/24	Tue 10/8/24	Wed 11/20/24	Tue 10/8/24	Wed 11/20/24
119	🔍	PP - GB AIRWAYS	10 days	Fri 9/20/24	Thu 10/3/24	Mon 12/16/24	NA	Mon 12/16/24	Mon 3/24/25
120	🔍	1ST FLOOR STEEL & SLAB	49 days	NA	NA	Mon 12/2/24	NA	Mon 12/2/24	Mon 2/6/25
121	🔍	SS 1 - COLUMNS & BEAMS	28 days	NA	NA	Mon 12/2/24	Wed 1/8/25	Mon 12/2/24	Wed 1/8/25
122	🔍	SS 1 - RACK C & D	0 days	NA	NA	Wed 12/18/24	Fri 12/20/24	Wed 12/18/24	Fri 12/20/24
123	🔍	SS 1 - RACK A & B	1 day	NA	NA	Tue 1/7/25	Thu 1/9/25	Tue 1/7/25	Thu 1/9/25
124	🔍	SS 1 - PAN DECKING	5 days	NA	NA	Sat 1/4/25	NA	Sat 1/4/25	Fri 1/10/25
125	🔍	SS 1 - NELSON STUDS	3 days	NA	NA	Tue 1/7/25	NA	Tue 1/7/25	Wed 1/15/25
126	🔍	SS 1 - PLUMBING BLOCK-OUTS	3 days	NA	NA	NA	NA	Thu 1/16/25	Mon 1/20/25
127	🔍	SS 1 - ELECTRIC BLOCK-OUTS	3 days	NA	NA	NA	NA	Thu 1/16/25	Mon 1/20/25
128	🔍	SS 1 - GROUNDING @ COLUMNS	1 day	NA	NA	NA	NA	Thu 1/16/25	Thu 1/16/25
129	🔍	SS 1 - WWM & REBAR	6 days	NA	NA	NA	NA	Mon 1/20/25	Mon 1/27/25
130	🔍	SS 1 - SOMD CONCRETE PLACEMENT #1	1 day	NA	NA	NA	NA	Tue 1/28/25	Tue 1/28/25
131	🔍	SS 1 - SOMD CONCRETE PLACEMENT #2	1 day	NA	NA	NA	NA	Thu 1/30/25	Thu 1/30/25
132	🔍	SS 1 - SOMD CONCRETE PLACEMENT #3	1 day	NA	NA	NA	NA	Tue 2/4/25	Tue 2/4/25
133	🔍	SS 1 - SOMD CONCRETE PLACEMENT #4	1 day	NA	NA	NA	NA	Thu 2/6/25	Thu 2/6/25
134	🔍	2ND FLOOR STEEL & SLAB	59 days	NA	NA	Mon 12/16/24	NA	Mon 12/16/24	Thu 3/6/25
135	🔍	SS 2 - BEAMS	0 days	NA	NA	Mon 12/16/24	Wed 1/8/25	Mon 12/16/24	Wed 1/8/25
136	🔍	SS 2 - COLUMNS	5 days	NA	NA	NA	NA	Thu 1/9/25	Wed 1/15/25
137	🔍	SS 2 - PAN DECKING - 2ND FLOOR	4 days	NA	NA	NA	NA	Wed 1/29/25	Mon 2/3/25
138	🔍	SS 2 - NELSON STUDS - 2ND FLOOR	3 days	NA	NA	NA	NA	Mon 2/3/25	Wed 2/5/25
139	🔍	SS 2 - RACK C & D	1 day	NA	NA	NA	NA	Thu 1/16/25	Thu 1/16/25
140	🔍	SS 2 - RACK A & B	1 day	NA	NA	NA	NA	Thu 1/16/25	Thu 1/16/25
141	🔍	SS 2 - PLUMBING BLOCK-OUTS	3 days	NA	NA	NA	NA	Fri 1/17/25	Tue 1/21/25
142	🔍	SS 2 - MECHANICAL BLOCK-OUTS	3 days	NA	NA	NA	NA	Fri 1/17/25	Tue 1/21/25
143	🔍	SS 2 - ELECTRIC BLOCK-OUTS	3 days	NA	NA	NA	NA	Fri 1/17/25	Tue 1/21/25
144	🔍	SS 2 - GRAND STAIRCASE	3 days	NA	NA	NA	NA	Fri 1/17/25	Tue 1/21/25
145	🔍	SS 2 - STAIRS (3 LOCATIONS) 1ST TO 2ND	1 day	NA	NA	NA	NA	Wed 1/22/25	Wed 1/22/25
146	🔍	SS 2 - WWM & REBAR	3 days	NA	NA	NA	NA	Wed 1/22/25	Fri 1/24/25
147	🔍	SS 2 - SOUTH BALCONY PLACEMENT	5 days	NA	NA	NA	NA	Mon 1/27/25	Fri 1/31/25
148	🔍	SS 2 - EAST BALCONY PLACEMENT	5 days	NA	NA	NA	NA	Mon 2/3/25	Fri 2/7/25
149	🔍	SS 2 - NORTH BALCONY PLACEMENT	5 days	NA	NA	NA	NA	Mon 2/10/25	Fri 2/14/25
150	🔍	SS 2 - SOMD CONCRETE PLACEMENT #1	1 day	NA	NA	NA	NA	Mon 2/17/25	Mon 2/17/25
151	🔍	SS 2 - SOMD CONCRETE PLACEMENT #2	1 day	NA	NA	NA	NA	Tue 2/18/25	Tue 2/18/25
152	🔍	SS 2 - SOMD CONCRETE PLACEMENT #3	1 day	NA	NA	NA	NA	Wed 2/19/25	Wed 2/19/25
153	🔍	SS 2 - SOMD CONCRETE PLACEMENT #4	1 day	NA	NA	NA	NA	Thu 2/20/25	Thu 2/20/25
154	🔍	SS 2 - BALCONY CURBS	10 days	NA	NA	NA	NA	Fri 2/21/25	Thu 3/6/25
155	🔍	3RD FLOOR STEEL & SLAB	34 days	NA	NA	NA	NA	Thu 1/16/25	Thu 3/4/25
156	🔍	SS 3 - BEAMS	5 days	NA	NA	NA	NA	Thu 1/16/25	Wed 1/22/25



ID	Task Mode	Task Name	Duration	Baseline Start	Baseline Finish	Actual Start	Actual Finish	Early Start	Early Finish
157	🔧	SS 3 - RACK C & D	2 days	NA	NA	NA	NA	Wed 1/22/25	Thu 1/23/25
158	🔧	SS 3 - "W" COLUMNS	2 days	NA	NA	NA	NA	Thu 1/23/25	Fri 1/24/25
159	🔧	SS 3 - RACK A & B	1 day	NA	NA	NA	NA	Thu 1/23/25	Thu 1/23/25
160	🔧	SS 3 - PAN DECKING	4 days	NA	NA	NA	NA	Fri 1/24/25	Wed 1/29/25
161	🔧	SS 3 - NELSON STUDS	3 days	NA	NA	NA	NA	Thu 1/30/25	Mon 2/3/25
162	🔧	SS 3 - STAIRS (3 LOCATIONS) 2ND TO 3RD	1 day	NA	NA	NA	NA	Fri 1/24/25	Fri 1/24/25
163	🔧	SS 3 - PLUMBING BLOCK-OUTS	3 days	NA	NA	NA	NA	Tue 2/4/25	Thu 2/6/25
164	🔧	SS 3 - MECHANICAL BLOCK-OUTS	3 days	NA	NA	NA	NA	Tue 2/4/25	Thu 2/6/25
165	🔧	SS 3 - ELECTRIC BLOCK-OUTS	3 days	NA	NA	NA	NA	Tue 2/4/25	Thu 2/6/25
166	🔧	SS 3 - WWM & REBAR	3 days	NA	NA	NA	NA	Fri 2/7/25	Tue 2/11/25
167	🔧	SS 3 - SOMD CONCRETE PLACEMENT #1	1 day	NA	NA	NA	NA	Thu 2/20/25	Thu 2/20/25
168	🔧	SS 3 - SOMD CONCRETE PLACEMENT #2	1 day	NA	NA	NA	NA	Tue 2/25/25	Tue 2/25/25
169	🔧	SS 3 - SOMD CONCRETE PLACEMENT #3	1 day	NA	NA	NA	NA	Thu 2/27/25	Thu 2/27/25
170	🔧	SS 3 - SOMD CONCRETE PLACEMENT #4	1 day	NA	NA	NA	NA	Tue 3/4/25	Tue 3/4/25
171	🔧	ROOF	96 days	Tue 2/25/25	Wed 6/4/25	NA	NA	Thu 1/23/25	Thu 6/5/25
172	🔧	R - BAR JOISTS	5 days	NA	NA	NA	NA	Thu 1/23/25	Wed 1/29/25
173	🔧	R - STUB ROOF TIE-OFFS	5 days	NA	NA	NA	NA	Thu 1/30/25	Wed 2/5/25
174	🔧	R - ROOF DECK	8 days	Tue 2/25/25	Tue 2/25/25	NA	NA	Thu 2/6/25	Mon 2/17/25
175	🔧	R - WOOD BLOCKING	5 days	Wed 2/26/25	Tue 3/4/25	NA	NA	Tue 2/18/25	Mon 2/24/25
176	🔧	R - MECHANICAL CURBS	5 days	Wed 3/5/25	Tue 3/11/25	NA	NA	Wed 3/5/25	Tue 3/11/25
177	🔧	R - ROOF HATCHES (2*)	2 days	Wed 3/5/25	Thu 3/6/25	NA	NA	Tue 2/25/25	Wed 2/26/25
178	🔧	R - FRAME PARAPET (SE)	5 days	Wed 3/5/25	Tue 3/11/25	NA	NA	Tue 2/25/25	Mon 3/3/25
179	🔧	R - ROOF LADDERS	1 day	NA	NA	NA	NA	Thu 2/27/25	Thu 2/27/25
180	🔧	R - ROOF DRAINS/OVERFLOWS	10 days	NA	NA	NA	NA	Mon 2/24/25	Fri 3/7/25
181	🔧	R - MECHANICAL EQUIPMENT RAILS	5 days	NA	NA	NA	NA	Wed 3/12/25	Tue 3/18/25
182	🔧	R - PITCH POCKETS	2 days	Wed 3/12/25	Thu 3/13/25	NA	NA	Wed 3/12/25	Thu 3/13/25
183	🔧	R - ELECTRICAL PIPE SUPPORTS @ DISCONNECTS	3 days	Wed 3/19/25	Fri 3/21/25	NA	NA	Wed 3/19/25	Fri 3/21/25
184	🔧	R - ROOF HYDRANT	1 day	Mon 3/24/25	Mon 3/24/25	NA	NA	Mon 3/24/25	Mon 3/24/25
185	🔧	R - LIGHTNING PROTECTION STUBS	3 days	Mon 3/24/25	Wed 3/26/25	NA	NA	Tue 3/25/25	Thu 3/27/25
186	🔧	R - DENSDECK	3 days	Thu 3/27/25	Mon 3/31/25	NA	NA	Fri 3/28/25	Tue 4/1/25
187	🔧	R - RIGID INSULATION	15 days	Tue 4/1/25	Mon 4/21/25	NA	NA	Wed 4/2/25	Tue 4/22/25
188	🔧	R - TPO	10 days	Tue 4/22/25	Mon 5/5/25	NA	NA	Wed 4/23/25	Tue 5/6/25
189	🔧	R - EXHAUST FANS & HOODS	5 days	Tue 5/6/25	Mon 5/12/25	NA	NA	Wed 5/7/25	Tue 5/13/25
190	🔧	R - LINEAR SOFFITS	15 days	NA	NA	NA	NA	Wed 5/7/25	Tue 5/27/25
191	🔧	R - ROOF FASCIA	12 days	Tue 5/6/25	Wed 5/21/25	NA	NA	Wed 5/7/25	Thu 5/22/25
192	🔧	R - ROOF FLASHINGS	10 days	Thu 5/22/25	Wed 6/4/25	NA	NA	Fri 5/23/25	Thu 6/5/25
193	🔧	FIRST FLOOR	190 days	Thu 1/23/25	Tue 10/28/25	NA	NA	Fri 1/31/25	Thu 10/23/25
194	🔧	1 - SPRAY FOAM @ CRAWL SPACE	25 days	NA	NA	NA	NA	Fri 1/31/25	Thu 3/6/25
195	🔧	1 - HOLLOW METAL FRAMES	1 day	NA	NA	NA	NA	Mon 2/3/25	Mon 2/3/25

Project: HQ preliminary schedule
Date: Fri 1/10/25

Manual Progress

External Milestone

Manual Summary Rollup

Manual Summary

Start-only

Finish-only

External Tasks

Inactive Task

Inactive Milestone

Inactive Summary

Manual Task

Duration-only

Task

Split

Milestone

Summary

Project Summary

Deadline

Critical

Critical Split

Progress

ID	Task Mode	Task Name	Duration	Baseline Start	Baseline Finish	Actual Start	Actual Finish	Early Start	Early Finish	2024	2025	2026
196	🔧	1 - PLUMB. & ELEC. in CRAWL SPACE	10 days	NA	NA	NA	NA	Fri 2/14/25	Thu 2/27/25			
197	🔧	1 - CRAWL SPACE EXHAUST FANS	5 days	Thu 1/23/25	Wed 1/29/25	NA	NA	Fri 3/7/25	Thu 3/13/25			
198	🔧	1 - CRAWL SPACE LIGHTING	10 days	Thu 1/30/25	Wed 2/12/25	NA	NA	Fri 3/14/25	Thu 3/27/25			
199	🔧	1 - MONOKOTE	15 days	NA	NA	NA	NA	Fri 3/28/25	Thu 4/17/25			
200	🔧	1 - CONCRETE CURBS/EQUIPMENT PADS	5 days	NA	NA	NA	NA	Fri 4/18/25	Thu 4/24/25			
201	🔧	1 - CMU AT RESEARCH LIBRARY	10 days	Thu 2/20/25	Fri 2/21/25	NA	NA	Fri 4/25/25	Thu 5/8/25			
202	🔧	1 - METAL STUD FRAMING	25 days	Thu 2/20/25	Wed 3/26/25	NA	NA	Fri 5/9/25	Thu 6/12/25			
203	🔧	1 - PLUMBING ROUGH	30 days	Thu 2/27/25	Wed 4/9/25	NA	NA	Fri 6/13/25	Thu 7/24/25			
204	🔧	1 - HYDRONIC LINES	30 days	Thu 2/27/25	Wed 4/9/25	NA	NA	Fri 6/13/25	Thu 7/24/25			
205	🔧	1 - BACKING/BLOCKING	5 days	Thu 3/6/25	Wed 3/12/25	NA	NA	Fri 6/13/25	Thu 6/19/25			
206	🔧	1 - VAV'S	10 days	Thu 3/6/25	Wed 3/19/25	NA	NA	Fri 6/20/25	Thu 7/3/25			
207	🔧	1 - HVAC TRUNK LINES	30 days	Thu 3/6/25	Wed 4/16/25	NA	NA	Fri 6/20/25	Thu 7/3/25			
208	🔧	1 - ONE SIDE DRYWALL	20 days	Thu 3/6/25	Wed 4/2/25	NA	NA	Tue 2/4/25	Mon 3/3/25			
209	🔧	1 - INTERIOR SHEATHING	5 days	Thu 3/13/25	Wed 3/19/25	NA	NA	Fri 6/13/25	Mon 6/19/25			
210	🔧	1 - FURR DOWNS/SOFFITS/HARD LIDS	25 days	Thu 3/13/25	Wed 4/16/25	NA	NA	Tue 2/11/25	Mon 3/17/25			
211	🔧	1 - BATT. INSULATION	15 days	Thu 3/20/25	Wed 4/9/25	NA	NA	Tue 2/18/25	Mon 3/10/25			
212	🔧	1 - MASONRY VENEER	15 days	Thu 4/3/25	Wed 4/23/25	NA	NA	Fri 6/20/25	Thu 7/10/25			
213	🔧	1 - ELECTRICAL ROUGH	30 days	Thu 4/17/25	Wed 5/28/25	NA	NA	Fri 8/1/25	Thu 9/11/25			
214	🔧	1 - SECOND SIDE DRYWALL	20 days	Thu 4/17/25	Wed 5/14/25	NA	NA	Tue 3/18/25	Mon 4/14/25			
215	🔧	1 - ELEC. AND MECH. ROOMS	20 days	Thu 4/17/25	Wed 5/14/25	NA	NA	Fri 8/1/25	Thu 8/28/25			
216	🔧	1 - WALL PROTECTION	2 days	Thu 4/24/25	Fri 4/25/25	NA	NA	Fri 7/11/25	Mon 7/14/25			
217	🔧	1 - SPRINKLER ROUGH	20 days	Thu 4/24/25	Wed 5/21/25	NA	NA	Fri 8/8/25	Thu 9/4/25			
218	🔧	1 - TECHNOLOGY ROUGH	15 days	Thu 4/24/25	Wed 5/14/25	NA	NA	Fri 8/8/25	Thu 8/28/25			
219	🔧	1 - TAPE/FLOAT/PAINT	25 days	Thu 5/1/25	Wed 6/4/25	NA	NA	Tue 4/1/25	Mon 5/5/25			
220	🔧	1 - CERAMIC FLOOR TILE	15 days	Thu 5/15/25	Wed 6/4/25	NA	NA	Tue 4/15/25	Mon 5/5/25			
221	🔧	1 - CERAMIC WALL TILE	15 days	Fri 5/30/25	Thu 6/19/25	NA	NA	Wed 4/30/25	Tue 5/20/25			
222	🔧	1 - ROLL-UP DOORS	5 days	Thu 6/5/25	Wed 6/11/25	NA	NA	Tue 5/6/25	Mon 5/12/25			
223	🔧	1 - LINEAR DIFFUSERS	8 days	Thu 6/5/25	Mon 6/16/25	NA	NA	Tue 5/6/25	Thu 5/15/25			
224	🔧	1 - LVT	5 days	Thu 6/5/25	Wed 6/11/25	NA	NA	Tue 5/6/25	Mon 5/12/25			
225	🔧	1 - TERRAZZO	20 days	Thu 6/5/25	Wed 7/2/25	NA	NA	Tue 5/6/25	Mon 6/2/25			
226	🔧	1 - WALLCOVERINGS	7 days	Thu 6/5/25	Fri 6/13/25	NA	NA	Tue 6/3/25	Wed 6/11/25			
227	🔧	1 - LIQUID APPLIED FLOORING	3 days	Thu 6/5/25	Mon 6/9/25	NA	NA	Tue 5/6/25	Thu 5/8/25			
228	🔧	1 - FLOOR PROTECTION	5 days	Thu 6/5/25	Wed 6/11/25	NA	NA	Tue 7/15/25	Mon 7/21/25			
229	🔧	1 - WATER SOFTENER	5 days	Tue 6/10/25	Mon 6/16/25	NA	NA	Fri 5/9/25	Thu 5/15/25			
230	🔧	1 - MILLWORK	20 days	Thu 6/12/25	Wed 7/9/25	NA	NA	Fri 6/20/25	Thu 7/17/25			
231	🔧	1 - PLUMBING SET OUT	15 days	Tue 6/17/25	Mon 7/7/25	NA	NA	Fri 6/20/25	Thu 7/10/25			
232	🔧	1 - ACOUSTICAL CEILINGS	25 days	Fri 6/20/25	Thu 7/24/25	NA	NA	Wed 5/21/25	Tue 6/24/25			
233	🔧	1 - DIV 10 TOILET ACCESSORIES	5 days	Thu 7/8/25	Mon 7/14/25	NA	NA	Fri 7/11/25	Thu 7/17/25			
234	🔧	1 - SOLID SURFACE COUNTERS	15 days	Thu 7/10/25	Wed 7/30/25	NA	NA	Fri 7/18/25	Thu 8/7/25			

Project: HQ preliminary schedule
Date: Fri 1/10/25

Manual Progress

External Milestone

Manual Summary Rollup

Manual Summary

Start-only

Finish-only

External Tasks

Inactive Task

Inactive Milestone

Inactive Summary

Manual Task

Duration-only

Task

Split

Milestone

Summary

Project Summary

Deadline

Critical

Critical Split

Progress

ID	Task Mode	Task Name	Duration	Baseline Start	Baseline Finish	Actual Start	Actual Finish	Early Start	Early Finish	2024	2025	20
235	🔧	1 - FIRE SPRINKLER HEADS	5 days	Fri 7/25/25	Thu 7/31/25	NA	NA	Fri 9/5/25	Thu 9/11/25			
236	🔧	1 - ELEC. FIXTURES	25 days	Fri 7/25/25	Thu 8/28/25	NA	NA	Wed 6/25/25	Tue 7/29/25			
237	🔧	1 - TECHNOLOGY @ CEILINGS	12 days	Fri 7/25/25	Mon 8/11/25	NA	NA	Fri 8/29/25	Mon 9/15/25			
238	🔧	1 - SUPPLIES & RETURNS	15 days	Fri 7/25/25	Thu 8/14/25	NA	NA	Fri 7/24/25	Thu 7/24/25			
239	🔧	1 - COILING COUNTER DOOR	1 day	Thu 7/31/25	Thu 7/31/25	NA	NA	Fri 8/8/25	Fri 8/8/25			
240	🔧	1 - ACRYLIC PANELS	3 days	Thu 7/31/25	Mon 8/4/25	NA	NA	Fri 8/8/25	Tue 8/12/25			
241	🔧	1 - DROP CEILING TILE	15 days	Wed 8/20/25	Tue 9/9/25	NA	NA	Fri 9/12/25	Thu 10/2/25			
242	🔧	1 - CARPET	20 days	Wed 9/3/25	Tue 9/30/25	NA	NA	Fri 9/26/25	Thu 10/23/25			
243	🔧	1 - DOORS/HARDWARE	10 days	Wed 9/17/25	Tue 9/30/25	NA	NA	Fri 10/3/25	Thu 10/16/25			
244	🔧	1 - DEMOUNTABLE PARTITIONS	15 days	Wed 9/24/25	Tue 10/14/25	NA	NA	Fri 10/3/25	Thu 10/23/25			
245	🔧	1 - ELEC. TRIM	20 days	Wed 10/1/25	Tue 10/28/25	NA	NA	Fri 9/5/25	Thu 10/2/25			
246	🔧	1 - COLUMN WRAPS	15 days	NA	NA	NA	NA	Fri 9/26/25	Thu 10/16/25			
247	🔧	1 - TECHNOLOGY TRIM	10 days	Wed 10/1/25	Tue 10/14/25	NA	NA	Fri 10/10/25	Thu 10/23/25			
248	🔧	SECOND FLOOR	207 days	Thu 2/27/25	Thu 11/27/25	NA	NA	Thu 2/20/25	Fri 12/5/25			
249	🔧	2 - EQUIPMENT PADS & CURBS	5 days	Thu 2/27/25	Wed 3/5/25	NA	NA	Thu 2/20/25	Wed 2/26/25			
250	🔧	2 - MONOCOTE	8 days	NA	NA	NA	NA	Thu 2/27/25	Mon 3/10/25			
251	🔧	2 - METAL STUD FRAMING	15 days	Thu 3/6/25	Wed 3/26/25	NA	NA	Tue 3/11/25	Mon 3/31/25			
252	🔧	2 - MAIN STAIRCASE - CONCRETE FILL	15 days	NA	NA	NA	NA	Thu 2/27/25	Wed 3/19/25			
253	🔧	2 - FIELD MEASURE TERRAZZO STAIR TREADS	1 day	NA	NA	NA	NA	Thu 3/20/25	Thu 3/20/25			
254	🔧	2 - PLUMBING ROUGH	25 days	Thu 3/13/25	Wed 4/16/25	NA	NA	Tue 3/18/25	Mon 4/21/25			
255	🔧	2 - HYDRONIC PIPING	20 days	Thu 3/13/25	Wed 4/9/25	NA	NA	Tue 3/18/25	Mon 4/14/25			
256	🔧	2 - INTERIOR SHEATHING	5 days	Thu 3/13/25	Wed 3/19/25	NA	NA	Tue 3/18/25	Mon 3/24/25			
257	🔧	2 - HVAC TRUNK LINES	25 days	Thu 3/20/25	Wed 4/23/25	NA	NA	Tue 3/25/25	Mon 4/28/25			
258	🔧	2 - VAV'S	10 days	Thu 3/20/25	Wed 4/2/25	NA	NA	Tue 3/25/25	Mon 4/7/25			
259	🔧	2 - ELECTRICAL ROUGH	25 days	Thu 3/20/25	Wed 4/23/25	NA	NA	Tue 3/25/25	Mon 4/28/25			
260	🔧	2 - TECHNOLOGY ROUGH	10 days	Thu 3/20/25	Wed 4/2/25	NA	NA	Tue 3/25/25	Mon 4/7/25			
261	🔧	2 - FIRE SPRINKLER ROUGH	15 days	Thu 3/20/25	Wed 4/9/25	NA	NA	Tue 3/25/25	Mon 4/14/25			
262	🔧	2 - BACKING/BLOCKING	5 days	Thu 5/15/25	Wed 5/21/25	NA	NA	Tue 5/20/25	Mon 5/19/25			
263	🔧	2 - ONE SIDE DRYWALL	15 days	Thu 5/22/25	Wed 6/11/25	NA	NA	Tue 5/20/25	Mon 6/9/25			
264	🔧	2 - FURR DOWNS/SOFFITS/HARD LIDS	10 days	Thu 5/29/25	Wed 6/11/25	NA	NA	Tue 5/27/25	Mon 6/9/25			
265	🔧	2 - WALL PROTECTION	2 days	Thu 6/12/25	Fri 6/13/25	NA	NA	Tue 6/10/25	Wed 6/11/25			
266	🔧	2 - BATT. INSULATION	10 days	Thu 6/12/25	Wed 6/25/25	NA	NA	Tue 6/10/25	Mon 6/23/25			
267	🔧	2 - SECOND SIDE DRYWALL	10 days	Thu 6/26/25	Wed 7/9/25	NA	NA	Tue 6/24/25	Mon 7/7/25			
268	🔧	2 - TAPE/FLOAT/PAINT	18 days	Thu 7/3/25	Mon 7/28/25	NA	NA	Tue 7/1/25	Thu 7/24/25			
269	🔧	2 - INT. MASONRY VENEER	15 days	Thu 3/20/25	Wed 4/9/25	NA	NA	Fri 7/25/25	Thu 8/14/25			
270	🔧	2 - LINEAR DIFFUSERS	5 days	Thu 7/10/25	Wed 7/16/25	NA	NA	Tue 7/8/25	Mon 7/14/25			
271	🔧	2 - CERAMIC FLOOR TILE	30 days	Thu 7/17/25	Wed 8/27/25	NA	NA	Tue 7/15/25	Mon 8/25/25			
272	🔧	2 - LIQUID APPLIED FLOORING	3 days	Tue 7/29/25	Thu 7/31/25	NA	NA	Fri 7/25/25	Tue 7/29/25			
273	🔧	2 - LVT	5 days	Tue 7/29/25	Mon 8/4/25	NA	NA	Fri 7/25/25	Thu 7/31/25			

Project: HQ preliminary schedule
Date: Fri 1/10/25

Manual Progress

External Milestone

Manual Summary Rollup

Manual Summary

Start-only

Finish-only

External Tasks

Inactive Task

Inactive Milestone

Inactive Summary

Manual Task

Duration-only

Task

Split

Milestone

Summary

Project Summary

Deadline

Critical

Critical Split

Progress

ID	Task Mode	Task Name	Duration	Baseline Start	Baseline Finish	Actual Start	Actual Finish	Early Start	Early Finish
274	🔧	2 - ACOUSTICAL CEILINGS	25 days	Tue 7/29/25	Mon 9/1/25	NA	NA	Fri 7/25/25	Thu 8/28/25
275	🔧	2 - CERAMIC WALL TILE	11 days	Thu 8/7/25	Thu 8/21/25	NA	NA	Tue 8/5/25	Thu 8/19/25
276	🔧	2 - ELEC. & MECH. ROOMS	20 days	Thu 8/12/25	Mon 9/8/25	NA	NA	Fri 8/29/25	Thu 9/25/25
277	🔧	2 - FLOOR PROTECTION	3 days	Fri 8/22/25	Tue 8/26/25	NA	NA	Wed 8/20/25	Fri 8/22/25
278	🔧	2 - MILLWORK	15 days	Tue 8/26/25	Mon 9/15/25	NA	NA	Fri 8/22/25	Thu 9/11/25
279	🔧	2 - FIRE SPRINKLER HEADS	5 days	Tue 8/26/25	Mon 9/1/25	NA	NA	Fri 8/22/25	Thu 8/28/25
280	🔧	2 - ELEC. FIXTURES	18 days	Tue 8/26/25	Thu 9/18/25	NA	NA	Fri 8/22/25	Tue 9/16/25
281	🔧	2 - TECHNOLOGY @ CEILINGS	10 days	Tue 8/26/25	Mon 9/8/25	NA	NA	Fri 8/22/25	Thu 9/4/25
282	🔧	2 - SUPPLIES & RETURNS	10 days	Tue 8/26/25	Mon 9/8/25	NA	NA	Fri 8/22/25	Thu 9/4/25
283	🔧	2 - TERRAZZO SQUARE MODULAR PANELS	25 days	Wed 8/27/25	Tue 9/30/25	NA	NA	Mon 8/25/25	Fri 9/26/25
284	🔧	2 - WALLCOVERINGS	7 days	Thu 8/28/25	Fri 9/5/25	NA	NA	Tue 8/26/25	Wed 9/3/25
285	🔧	2 - CARPET	20 days	Mon 9/8/25	Fri 10/3/25	NA	NA	Fri 9/5/25	Thu 10/2/25
286	🔧	2 - DOORS/HARDWARE	10 days	Mon 9/15/25	Fri 9/26/25	NA	NA	Fri 9/12/25	Thu 9/25/25
287	🔧	2 - SOLID SURFACE COUNTERS	10 days	Tue 9/16/25	Mon 9/29/25	NA	NA	Fri 9/12/25	Thu 9/25/25
288	🔧	2 - DROP CEILING TILE	10 days	Fri 9/19/25	Thu 10/2/25	NA	NA	Wed 9/17/25	Tue 9/30/25
289	🔧	2 - PLUMBING SET OUT	12 days	Tue 9/30/25	Wed 10/15/25	NA	NA	Tue 8/26/25	Wed 9/10/25
290	🔧	2 - TERRAZZO SLAT FLEX PANELS	25 days	Wed 10/1/25	Tue 11/4/25	NA	NA	Wed 10/1/25	Tue 11/4/25
291	🔧	2 - INSTALL TERRAZZO STAIR TREADS	4 days	Wed 10/1/25	Mon 10/6/25	NA	NA	Wed 10/1/25	Mon 10/6/25
292	🔧	2 - DEMOUNTABLE PARTITIONS	10 days	Mon 10/6/25	Fri 10/17/25	NA	NA	Fri 10/3/25	Thu 10/16/25
293	🔧	2 - DIV. 10 TOILET ACCESSORIES	5 days	Thu 10/16/25	Wed 10/22/25	NA	NA	Fri 10/17/25	Thu 10/23/25
294	🔧	2 - TECHNOLOGY TRIM	6 days	Mon 10/20/25	Mon 10/27/25	NA	NA	Fri 10/24/25	Fri 10/31/25
295	🔧	2 - ELEC. TRIM	15 days	Wed 10/29/25	Tue 11/18/25	NA	NA	Mon 11/3/25	Fri 11/21/25
296	🔧	2 - DECORATIVE METAL GUARDRAIL	10 days	Fri 11/14/25	Thu 11/27/25	NA	NA	Mon 11/24/25	Fri 12/5/25
297	🔧	COMMISSIONERS COURT	179 days	Thu 3/20/25	Wed 6/11/25	NA	NA	Tue 4/1/25	Fri 12/5/25
298	🔧	CC - MEP	15 days	Thu 3/27/25	Wed 4/16/25	NA	NA	Tue 4/1/25	Mon 4/21/25
299	🔧	CC - BUILT-UP CONCRETE FLOOR	20 days	Thu 4/3/25	Wed 4/30/25	NA	NA	Tue 4/1/25	Mon 4/28/25
300	🔧	CC - DAIS - RAMP/STAIRS	10 days	Thu 5/1/25	Wed 5/14/25	NA	NA	Tue 4/29/25	Mon 5/12/25
301	🔧	CC - TERRAZZO ACOUSTIC PANELS	20 days	Thu 4/17/25	Wed 5/14/25	NA	NA	Mon 9/29/25	Fri 10/24/25
302	🔧	CC - MILLWORK	20 days	Thu 5/15/25	Wed 6/11/25	NA	NA	Mon 10/27/25	Fri 11/21/25
303	🔧	CC - BULLET RESISTANT SHEETING	3 days	Thu 3/20/25	Mon 3/24/25	NA	NA	Mon 11/24/25	Wed 11/26/25
304	🔧	CC - PROJECTOR SCREEN	3 days	Thu 5/15/25	Mon 5/19/25	NA	NA	Thu 11/27/25	Mon 12/1/25
305	🔧	CC - DRAPES	2 days	Tue 5/20/25	Wed 5/21/25	NA	NA	Tue 12/2/25	Wed 12/3/25
306	🔧	CC - MECO SHADES	4 days	Thu 5/22/25	Wed 5/28/25	NA	NA	Tue 12/2/25	Fri 12/5/25
307	🔧	BALCONIES	95 days	Thu 4/10/25	Mon 8/25/25	NA	NA	Mon 4/28/25	Fri 9/5/25
308	🔧	BAL - MONOLITHIC MEMBRANE	5 days	NA	NA	NA	NA	Mon 4/28/25	Fri 5/2/25
309	🔧	BAL - "W" TUBE STEEL COLUMN WRAPS	10 days	NA	NA	NA	NA	Mon 5/5/25	Fri 5/16/25
310	🔧	BAL - GLASS GUARD RAIL	20 days	NA	NA	NA	NA	Mon 5/19/25	Fri 6/13/25
311	🔧	BAL - RIGID INSULATION	10 days	NA	NA	NA	NA	Mon 6/16/25	Fri 6/27/25
312	🔧	BAL - PAVER SUPPORT SYSTEM	20 days	NA	NA	NA	NA	Mon 6/30/25	Fri 7/25/25

Project: HQ preliminary schedule
Date: Fri 1/10/25

Task Mode: Inactive Task, Inactive Milestone, Inactive Summary, Manual Task, Duration-only

Task: Inactive Task, Milestone, Summary, Project Summary

Task: Task, Split, Milestone, Summary, Project Summary

Manual Summary Rollup: Manual Summary, Start-only, Finish-only, External Tasks

External Milestone: External Milestone, Deadline, Critical, Critical Split, Progress

Manual Progress: Manual Progress

ID	Task Mode	Task Name	Duration	Baseline Start	Baseline Finish	Actual Start	Actual Finish	Early Start	Early Finish
313		BAL - PAVERS	30 days	NA	NA	NA	NA	Mon 7/28/25	Fri 9/5/25
314		THIRD FLOOR	187 days	Thu 4/3/25	Mon 11/24/25	NA	NA	Thu 3/20/25	Fri 12/5/25
315		3 - EQUIPMENT PADS & CURBS	3 days	Thu 4/3/25	Mon 4/7/25	NA	NA	Mon 3/24/25	Mon 3/24/25
316		3 - MONOCOTE	8 days	NA	NA	NA	NA	Tue 3/25/25	Thu 4/3/25
317		3 - METAL STUD FRAMING	12 days	Tue 4/8/25	Wed 4/23/25	NA	NA	Fri 4/4/25	Mon 4/21/25
318		3 - HYDRONIC PIPING	17 days	Tue 4/15/25	Wed 5/7/25	NA	NA	Tue 4/15/25	Wed 5/7/25
319		3 - PLUMBING ROUGH	18 days	Tue 4/15/25	Thu 5/8/25	NA	NA	Tue 4/15/25	Thu 5/8/25
320		3 - ELECTRICAL ROUGH	20 days	Tue 4/15/25	Mon 5/12/25	NA	NA	Tue 4/15/25	Mon 5/12/25
321		3 - VAV'S	10 days	Tue 4/15/25	Mon 4/28/25	NA	NA	Tue 4/15/25	Mon 4/28/25
322		3 - SPRINKLER ROUGH	15 days	Tue 4/15/25	Mon 5/5/25	NA	NA	Tue 4/15/25	Mon 5/5/25
323		3 - TECHNOLOGY ROUGH	10 days	Tue 4/15/25	Mon 4/28/25	NA	NA	Tue 4/15/25	Mon 4/28/25
324		3 - BACKING/BLOCKING	3 days	Thu 4/17/25	Mon 4/21/25	NA	NA	Tue 4/15/25	Thu 4/17/25
325		3 - HVAC TRUNK LINES	20 days	Tue 4/22/25	Mon 5/19/25	NA	NA	Tue 4/22/25	Mon 5/19/25
326		3 - DOOR FRAMES	4 days	Thu 4/24/25	Tue 4/29/25	NA	NA	Tue 4/22/25	Fri 4/25/25
327		3 - ONE SIDE DRYWALL	12 days	Wed 4/30/25	Thu 5/15/25	NA	NA	Mon 4/28/25	Tue 5/13/25
328		3 - FURR DOWNS/SOFFITS/HARD LIDS	5 days	Wed 5/7/25	Tue 5/13/25	NA	NA	Mon 5/5/25	Fri 5/9/25
329		3 - INSULATION	10 days	Wed 5/14/25	Tue 5/27/25	NA	NA	Mon 5/12/25	Fri 5/23/25
330		3 - SECOND SIDE DRYWALL	12 days	Wed 5/21/25	Thu 6/5/25	NA	NA	Mon 5/19/25	Tue 6/3/25
331		3 - TAPE/FLOAT/PAINT	15 days	Fri 5/30/25	Thu 6/19/25	NA	NA	Wed 5/28/25	Tue 6/17/25
332		3 - ELEVATOR SURROUNDS	20 days	Fri 6/6/25	Thu 7/3/25	NA	NA	Wed 6/4/25	Tue 7/1/25
333		3 - CERAMIC FLOOR TILE	25 days	Fri 6/6/25	Thu 7/10/25	NA	NA	Wed 6/4/25	Tue 7/8/25
334		3 - ACOUS. CEILING GRID	20 days	Fri 6/20/25	Thu 7/17/25	NA	NA	Wed 6/18/25	Tue 7/15/25
335		3 - CERAMIC WALL TILE	11 days	Fri 6/20/25	Fri 7/4/25	NA	NA	Wed 6/18/25	Wed 7/2/25
336		3 - MILLWORK	15 days	Fri 7/4/25	Thu 7/24/25	NA	NA	Wed 7/2/25	Tue 7/22/25
337		3 - SOLID SURFACE COUNTERS	7 days	Fri 7/18/25	Mon 7/28/25	NA	NA	Wed 7/16/25	Thu 7/24/25
338		3 - WALLCOVERINGS	7 days	Fri 7/18/25	Mon 7/28/25	NA	NA	Wed 7/16/25	Thu 7/24/25
339		3 - LIQUID APPLIED FLOORING	2 days	Fri 7/18/25	Mon 7/21/25	NA	NA	Wed 7/16/25	Thu 7/17/25
340		3 - LVT	3 days	Fri 7/18/25	Tue 7/22/25	NA	NA	Wed 7/16/25	Fri 7/18/25
341		3 - FIRE SPRINKLER HEADS	15 days	Fri 7/18/25	Thu 8/7/25	NA	NA	Wed 7/16/25	Tue 8/5/25
342		3 - ELECTRICAL FIXTURES	18 days	Fri 7/18/25	Tue 8/12/25	NA	NA	Wed 7/16/25	Fri 8/8/25
343		3 - SUPPLIES & RETURNS	10 days	Fri 7/18/25	Thu 7/31/25	NA	NA	Wed 7/16/25	Tue 7/29/25
344		3 - TECHNOLOGY @ CEILINGS	8 days	Fri 7/18/25	Tue 7/29/25	NA	NA	Wed 7/16/25	Fri 7/25/25
345		3 - FLOOR PROTECTION	5 days	Tue 7/29/25	Thu 7/31/25	NA	NA	Fri 7/25/25	Thu 7/31/25
346		3 - PLUMBING SET OUT	12 days	Tue 7/29/25	Wed 8/13/25	NA	NA	Fri 7/25/25	Mon 8/11/25
347		3 - DROP CEILING TILE	15 days	Wed 8/13/25	Tue 9/2/25	NA	NA	Mon 8/11/25	Fri 8/29/25
348		3 - RUBBER FLOORING @ STAIRS & LANDINGS	15 days	Wed 8/27/25	Tue 9/16/25	NA	NA	Mon 8/25/25	Fri 9/12/25
349		3 - CARPET	15 days	Wed 9/3/25	Tue 9/23/25	NA	NA	Mon 9/1/25	Fri 9/19/25
350		3 - ELEC. & MECH. ROOMS	15 days	Tue 9/9/25	Mon 9/29/25	NA	NA	Fri 9/26/25	Thu 10/16/25
351		3 - DOORS/HARDWARE	13 days	Wed 9/10/25	Fri 9/26/25	NA	NA	Mon 9/8/25	Wed 9/24/25



ID	Task Mode	Task Name	Duration	Baseline Start	Baseline Finish	Actual Start	Actual Finish	Early Start	Early Finish	2024	2025	20
352	🔧	3 - DEMOUNTABLE PARTITIONS	15 days	Wed 9/24/25	Tue 10/14/25	NA	NA	Mon 9/22/25	Fri 10/10/25			
353	🔧	3 - MECO SHADES	10 days	Wed 9/24/25	Tue 10/7/25	NA	NA	Mon 9/22/25	Fri 10/3/25			
354	🔧	3 - INSTALL ELEVATORS	20 days	Mon 9/29/25	Fri 10/17/25	NA	NA	Fri 9/26/25	Thu 10/23/25			
355	🔧	3 - ELEVATOR SURROUNDS	20 days	NA	NA	NA	NA	Fri 10/24/25	Thu 11/20/25			
356	🔧	3 - TECHNOLOGY TRIM	10 days	Wed 10/8/25	Fri 10/17/25	NA	NA	Mon 10/6/25	Fri 10/17/25			
357	🔧	3-INTERIOR SIGNAGE	5 days	Wed 10/8/25	Tue 10/14/25	NA	NA	Mon 10/6/25	Fri 10/10/25			
358	🔧	3 - MECHANICAL START UP	5 days	Tue 10/21/25	Mon 10/27/25	NA	NA	Fri 10/17/25	Thu 10/23/25			
359	🔧	3 - ELECTRICAL TRIM	15 days	Tue 10/21/25	Mon 11/10/25	NA	NA	Fri 10/17/25	Thu 11/6/25			
360	🔧	3 - DIV. 10 TOILET ACCESSORIES	10 days	Thu 10/23/25	Tue 10/28/25	NA	NA	Fri 11/7/25	Thu 11/20/25			
361	🔧	3 - FINAL CLEAN	11 days	Tue 11/11/25	Mon 11/24/25	NA	NA	Fri 11/21/25	Fri 12/5/25			
362	🔧	EXTERIOR ENVELOPE	180 days	Thu 2/20/25	Fri 11/28/25	NA	NA	Thu 2/20/25	Wed 10/29/25			
363	🔧	EE - EXT. FRAMING	40 days	Tue 4/1/25	Mon 6/9/25	NA	NA	Thu 2/20/25	Wed 4/16/25			
364	🔧	EE - BLOCKING/BACKING - CURTAIN WALLS, ETC.	20 days	Tue 4/8/25	Mon 5/5/25	NA	NA	Thu 2/27/25	Wed 3/26/25			
365	🔧	EE - EXT. ELECTRICAL ROUGH	20 days	Tue 4/8/25	Mon 5/5/25	NA	NA	Thu 2/27/25	Wed 3/26/25			
366	🔧	EE - EXT. LOW VOLTAGE ROUGH	20 days	Tue 4/8/25	Mon 5/5/25	NA	NA	Thu 2/27/25	Wed 3/26/25			
367	🔧	EE - ROLL-UP DOOR SURROUNDS	5 days	Tue 4/8/25	Mon 4/14/25	NA	NA	Thu 2/27/25	Wed 3/5/25			
368	🔧	EE - EXT. SHEATHING	30 days	Tue 4/15/25	Mon 5/26/25	NA	NA	Thu 3/6/25	Wed 4/16/25			
369	🔧	EE - RIGID INSULATION	20 days	Tue 4/29/25	Mon 5/26/25	NA	NA	Thu 3/20/25	Wed 4/16/25			
370	🔧	EE - EXT. FLASHINGS & WATERPROOFING	25 days	Tue 5/13/25	Mon 6/16/25	NA	NA	Thu 3/27/25	Wed 4/30/25			
371	🔧	EE - FIELD MEASURE FAP'S	5 days	Tue 5/20/25	Mon 5/26/25	NA	NA	Thu 4/10/25	Wed 4/16/25			
372	🔧	EE - STAINLESS STEEL FLASHING	20 days	Tue 5/27/25	Mon 6/23/25	NA	NA	Thu 4/10/25	Wed 5/7/25			
373	🔧	EE - MEMBRANE FLASHING/WATERPROOFING	30 days	Tue 6/3/25	Mon 7/14/25	NA	NA	Thu 4/24/25	Wed 6/4/25			
374	🔧	EE - AIR BARRIERS	30 days	Tue 6/17/25	Mon 7/28/25	NA	NA	Thu 5/8/25	Wed 6/18/25			
375	🔧	EE - STONE VENEER	100 days	Tue 7/1/25	Mon 11/17/25	NA	NA	Thu 5/22/25	Wed 10/8/25			
376	🔧	EE - STOREFRONT	40 days	Tue 7/15/25	Mon 9/8/25	NA	NA	Thu 6/5/25	Wed 7/30/25			
377	🔧	EE - CURTAINWALL	70 days	Tue 7/29/25	Mon 10/27/25	NA	NA	Thu 6/19/25	Wed 9/24/25			
378	🔧	EE - FORMED ALUMINIUM PANELS (FAP)	30 days	Tue 7/29/25	Mon 9/8/25	NA	NA	Thu 6/19/25	Wed 7/30/25			
379	🔧	EE - COPING	15 days	Tue 8/19/25	Mon 9/8/25	NA	NA	Thu 7/10/25	Wed 7/30/25			
380	🔧	EE - LOUVERS	15 days	Tue 9/9/25	Mon 9/29/25	NA	NA	Thu 7/31/25	Wed 8/20/25			
381	🔧	EE - GLAZING	40 days	Tue 9/9/25	Mon 10/20/25	NA	NA	Thu 7/31/25	Wed 9/24/25			
382	🔧	EE - EXTERIOR SIGNAGE	15 days	Tue 11/18/25	Fri 11/28/25	NA	NA	Thu 10/9/25	Wed 10/29/25			
383	🔧	PROJECT COMPLETION	466 days	Fri 11/28/25	Wed 12/31/25	NA	NA	Thu 4/4/24	Thu 1/15/26			
384	🔧	8 ADDED DAYS PER CO #1	8 days	Fri 11/28/25	Tue 12/9/25	NA	NA	Thu 4/4/24	Mon 4/15/24			
385	🔧	PC-CO	1 day	Tue 12/9/25	Tue 12/9/25	NA	NA	Tue 12/9/25	Tue 12/9/25			
386	🔧	PC - SUBSTANTIAL COMPLETION	1 day	Tue 12/9/25	Tue 12/9/25	NA	NA	Tue 12/9/25	Tue 12/9/25			
387	🔧	PC - PUNCH LIST	15 days	Wed 12/10/25	Wed 12/31/25	NA	NA	Wed 12/10/25	Tue 12/30/25			
388	🔧	PC - CLOSEOUT DOCUMENTS	15 days	Fri 1/2/26	Thu 1/15/26	NA	NA	Thu 12/25/25	Wed 1/14/26			
389	🔧	PC - FINAL COMPLETION	1 day	Thu 1/15/26	Thu 1/15/26	NA	NA	Thu 1/15/26	Thu 1/15/26			

Project: HQ preliminary schedule
Date: Fri 1/10/25

Task

- Inactive Task
- Inactive Milestone
- Inactive Summary
- Manual Task
- Duration-only

Manual Progress

- Manual Summary Rollup
- Manual Summary
- Start-only
- Finish-only
- External Tasks

External Milestone

- Deadline
- Critical
- Critical Split
- Progress